



Prices effective February 5, 2018

Passage® Desking System

10-Day or Less

Introduction	page 2
Passage® Desking System 10-Day or Less	3
Work Surfaces	5
Energy Distribution	12
Territory	16
Storage	19
Work Organizers	22
Lighting	23
Indices	25
By Name	25
By Number	27
Appendices	
10-Day or Less Order Information	
10-Day Keyed-Alike Information	
Proprietary Textiles Application Chart - 10-Day Workspaces	
Proprietary Textile Colors - 10-Day Workspaces	
For the latest materials information, refer to the Materials pages on HermanMiller.com.	

Introduction

A Note on the Organization of This Book

There are a few signals that will help you understand the organization of this book. Once you know them, you should be able to find your way around easily.

Like a newspaper, this book is formatted with columns of text and illustrations that run vertically.

Information wraps from one column to the next and continues for as many pages as it needs to.

Black bars are clues.

A black bar at the top of a page signals the start of information about a product.

Specification Information, which always begins at the top of a column, includes a series of steps. Each step represents a decision you need to make in order to complete your product number. Steps must be followed sequentially. The number of pages needed to complete information on a product varies; some will be complete in one page; others may fill three or four pages. Just continue going through the steps until you run into the next product, signaled by the black bar at the top of the page.

Black tabs running along the outside edge of the page help you locate what section you are in or what section you want to go to. You can thumb forwards or backwards to find a section; tabs and text appear on both sides of the page.

The additional pages in the back of the book include the appendices and indices. They are signaled by a long black bar running along the outside edge of the page.

The index is presented two ways.

The first index is in alphabetical order by product name. It can be helpful if you are new to the products and numbering scheme or if you are looking for a type of product, such as work chair or round table.

The second index is by product number. It lists, in alphanumeric order, the base product number, typically a five-digit number.

General Information

This book is effective February 5, 2018, subject to change without notice. Products may be purchased from authorized Herman Miller dealers who will quote prices upon request. For more information about our products and services or to see a list of dealers, visit www.HermanMiller.com.

All prices are list prices. Additional services, such as planning services, design, storage, and installation, are not included and must be added to these prices when the additional services are requested.

Illustrations, specifications, and prices are based on the latest information at the time of publication. The right is reserved to make changes at any time without notice in prices, fabrics, finishes, materials, specifications, and models, and also to discontinue models and finishes.

For additional product information such as dimensional drawings and product descriptions, refer to the standard price books.

Service problems are normally handled by a Herman Miller authorized dealer. Where this cannot be accomplished on a local level, service problems should be referred to the Customer Care Representative for your region, Herman Miller, Inc., Zeeland, Michigan 49464.

Work Surfaces

Energy Distribution

Territory

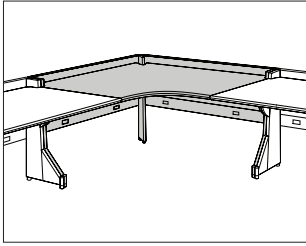
Storage

Work Organizers

Lighting

Corner Desk Module

PA1LA.
PA1LC.
PA1LE.



Specification Information

Step 1.

PA1

Step 2. Top/Edge Material

L laminate top with thermoplastic edge +\$0

Step 3. Back Panel Type/Material

A. full back panel with metal top and metal bottom +\$88

C. 17"-high back panel with metal top and open bottom +\$55

E. 13"-high back panel with metal top and open bottom +\$0

Step 4. Size

AB 24" deep left x 48" wide left x 48" wide right x 24" deep right +\$1814

Step 5. Support

22 left recessed leg and right recessed leg +\$0

23 left recessed leg and right C-leg +\$0

24 left recessed leg and right full end panel +\$0

32 left C-leg and right recessed leg +\$0

42 left full end panel and right recessed leg +\$0

Step 6. Power

For full back panel with metal top and metal bottom (A.) or 17"-high back panel with metal top and open bottom (C.)

N nonpowered +\$0

P powered +\$320

For 13"-high back panel with metal top and open bottom (E.)

N nonpowered +\$0

Step 7. Understructure Finish

See *Finish Colors list for paint codes*

Nonmetallic Paint

BU black umber +\$0

G2 graphite satin +\$0

HF inner tone light +\$0

LU soft white +\$0

MT medium tone +\$0

SG slate grey +\$0

Step 8. Top Finish

For wood veneer surfaces, wood composite edge color complements wood veneer top color.

Solid-Color Laminate

HF inner tone light +\$0

LU soft white +\$0

Wood-Grain Laminate

HM natural maple +\$0

HX aged cherry +\$0

Step 9. Edge Finish

BU black umber +\$0

G2 graphite satin +\$0

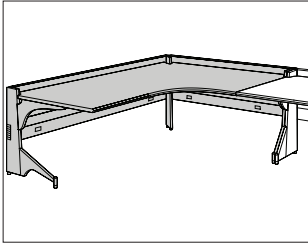
HF inner tone light +\$0

LU soft white +\$0

MT medium tone +\$0

Extended Corner Desk Module

PA2LA.
PA2LC.
PA2LE.



Passage® Work Surfaces

Specification Information

Step 1.
PA2

Step 2. Top/Edge Material
L laminate top with thermoplastic edge +\$0

Step 3. Back Panel Type/Material
A. full back panel with metal top and metal bottom +\$88
C. 17"-high back panel with metal top and open bottom +\$55
E. 13"-high back panel with metal top and open bottom +\$0

Step 4. Size
BB 24" deep left x 48" wide left x 60" wide right x 24" deep right +\$2042
BD 24" deep left x 48" wide left x 72" wide right x 24" deep right +\$2285
AJ 24" deep left x 60" wide left x 48" wide right x 24" deep right +\$2042
AL 24" deep left x 72" wide left x 48" wide right x 24" deep right +\$2285

Step 5. Support
22 left recessed leg and right recessed leg +\$0
23 left recessed leg and right C-leg +\$0
24 left recessed leg and right full end panel +\$0
32 left C-leg and right recessed leg +\$0
33 left C-leg and right C-leg +\$0
34 left C-leg and right full end panel +\$0
42 left full end panel and right recessed leg +\$0
43 left full end panel and right C-leg +\$0
44 left full end panel and right full end panel +\$0

Step 6. Power

For full back panel with metal top and metal bottom (A.) or 17"-high back panel with metal top and open bottom (C.)

N nonpowered +\$0
P powered +\$365

For 13"-high back panel with metal top and open bottom (E.)

N nonpowered +\$0

Step 7. Understructure Finish

See Finish Colors list for paint codes

Nonmetallic Paint
BU black umber +\$0
G2 graphite satin +\$0
HF inner tone light +\$0
LU soft white +\$0
MT medium tone +\$0
SG slate grey +\$0

Step 8. Top Finish

For wood veneer surfaces, wood composite edge color complements wood veneer top color.

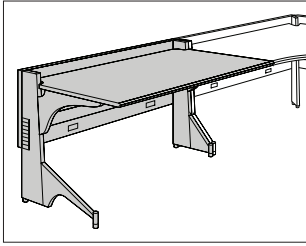
Solid-Color Laminate
HF inner tone light +\$0
LU soft white +\$0

Wood-Grain Laminate
HM natural maple +\$0
HX aged cherry +\$0

Step 9. Edge Finish
BU black umber +\$0
G2 graphite satin +\$0
HF inner tone light +\$0
LU soft white +\$0
MT medium tone +\$0

Rectangular Desk Module

PB1LA.
PB1LC.
PB1LE.



Specification Information

Step 1.

PB1

Step 2. Top/Edge Material

L laminate top with thermoplastic edge +\$0

Step 3. Back Panel Type/Material

A. full back panel with metal top and metal bottom +\$88
C. 17"-high back panel with metal top and open bottom +\$55
E. 13"-high back panel with metal top and open bottom +\$0

Step 4. Size

DA 24" deep x 24" wide +\$1107
DB 24" deep x 30" wide +\$1145
DC 24" deep x 36" wide +\$1187
DD 24" deep x 42" wide +\$1229
DE 24" deep x 48" wide +\$1270
DG 24" deep x 60" wide +\$1431

Step 5. Support

22 left recessed leg and right recessed leg +\$0
23 left recessed leg and right C-leg +\$0
24 left recessed leg and right full end panel +\$0
32 left C-leg and right recessed leg +\$0
33 left C-leg and right C-leg +\$0
34 left C-leg and right full end panel +\$0
42 left full end panel and right recessed leg +\$0
43 left full end panel and right C-leg +\$0
44 left full end panel and right full end panel +\$0

Step 6. Power

For full back panel with metal top and metal bottom (A.) or 17"-high back panel with metal top and open bottom (C.)

N nonpowered +\$0
P powered +\$162

For 13"-high back panel with metal top and open bottom (E.)

N nonpowered +\$0

Step 7. Understructure Finish

See Finish Colors list for paint codes

Nonmetallic Paint

BU black umber +\$0
G2 graphite satin +\$0
HF inner tone light +\$0
LU soft white +\$0
MT medium tone +\$0
SG slate grey +\$0

Step 8. Top Finish

For wood veneer surfaces, wood composite edge color complements wood veneer top color.

Solid-Color Laminate

HF inner tone light +\$0
LU soft white +\$0

Wood-Grain Laminate

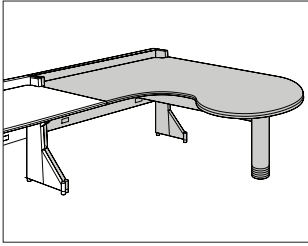
HM natural maple +\$0
HX aged cherry +\$0

Step 9. Edge Finish

BU black umber +\$0
G2 graphite satin +\$0
HF inner tone light +\$0
LU soft white +\$0
MT medium tone +\$0

Ellipse Peninsula Desk Module

PC2LA.
PC2LC.
PC2LE.



Passage® Work Surfaces

Specification Information

Step 1.
PC2

Step 2. Top/Edge Material
L laminate top with thermoplastic edge +\$0

Step 3. Back Panel Type/Material
A. full back panel with metal top and metal bottom +\$88
C. 17"-high back panel with metal top and open bottom +\$55
E. 13"-high back panel with metal top and open bottom +\$0

Step 4. Size
GG 24" deep left x 48" wide x 72" deep right +\$2327
GH 24" deep left x 48" wide x 78" deep right +\$2491
GB 72" deep left x 48" wide x 24" deep right +\$2327
GC 78" deep left x 48" wide x 24" deep right +\$2491

Step 5. Support
For 24" deep left x 48" wide x 72" deep right (GG) or 24" deep left x 48" wide x 78" deep right (GH)
22 left recessed leg and right recessed leg +\$0
24 left recessed leg and right full end panel +\$0

For 72" deep left x 48" wide x 24" deep right (GB) or 78" deep left x 48" wide x 24" deep right (GC)
22 left recessed leg and right recessed leg +\$0
42 left full end panel and right recessed leg +\$0

Step 6. Power
For full back panel with metal top and metal bottom (A.) or 17"-high back panel with metal top and open bottom (C.)
N nonpowered +\$0
P powered +\$162

For 13"-high back panel with metal top and open bottom (E.)
N nonpowered +\$0

Step 7. Understructure Finish
See Finish Colors list for paint codes

Nonmetallic Paint
BU black umber +\$0
G2 graphite satin +\$0
HF inner tone light +\$0
LU soft white +\$0
MT medium tone +\$0
SG slate grey +\$0

Step 8. Top Finish
For wood veneer surfaces, wood composite edge color complements wood veneer top color.

Solid-Color Laminate
HF inner tone light +\$0
LU soft white +\$0

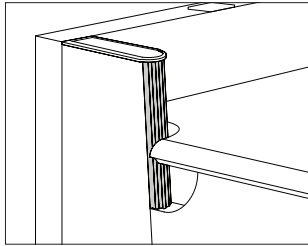
Wood-Grain Laminate
HM natural maple +\$0
HX aged cherry +\$0

Step 9. Edge Finish
BU black umber +\$0
G2 graphite satin +\$0
HF inner tone light +\$0
LU soft white +\$0
MT medium tone +\$0

Step 10. Modesty Panel
SP 9" modesty panel +\$0
MP 24" modesty panel +\$182

Height-Adjustment Filler Kit

PL100.



Specification Information

Step 1.

PL100.

Step 2. Usage

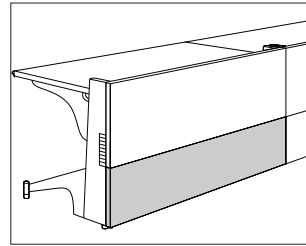
- C** for corner or extended corner desk modules
- S** for rectangular, curvilinear, or peninsula desk modules or desk module extension

Prices for Steps 1-2.

PL100. C	\$68
S	\$51

Straight Back Panel Conversion Kit

PL202.



Specification Information

Step 1.

PL20

Step 2. Type

- 2.** 13"-high metal back panel kit + \$56

Step 3. Width

30	30" wide	+ \$114
42	42" wide	+ \$131
48	48" wide	+ \$139
60	60" wide	+ \$155

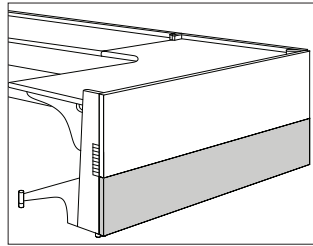
Step 4. Surface Finish

See Finish Colors list for paint codes

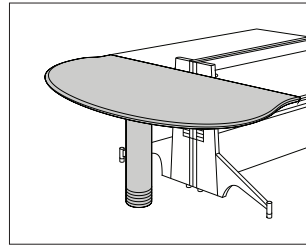
Nonmetallic Paint

BU	black umber	+ \$0
G2	graphite satin	+ \$0
HF	inner tone light	+ \$0
LU	soft white	+ \$0
MT	medium tone	+ \$0
SG	slate grey	+ \$0

Corner Back Panel Conversion Kit PL202.



D-Shaped Work Surface PD110.



Passage® Work Surfaces

Specification Information

Step 1.

PL20

Step 2. Type

2. 13"-high metal back panel kit +\$56

Step 3. Width

42L 42" wide left +\$131

42R 42" wide right +\$131

48L 48" wide left +\$139

48R 48" wide right +\$139

60L 60" wide left +\$155

60R 60" wide right +\$155

Step 4. Surface Finish

Nonmetallic Paint

BU black umber +\$0

G2 graphite satin +\$0

HF inner tone light +\$0

LU soft white +\$0

MT medium tone +\$0

SG slate grey +\$0

Specification Information

Step 1.

PD110.

Step 2. Depth/Width

3048 30" deep x 48" wide +\$1107

Step 3. Top/Edge Material

L laminate top with thermoplastic edge +\$0

Step 4. Understructure Finish

See Finish Colors list for paint codes

Nonmetallic Paint

BU black umber +\$0

G2 graphite satin +\$0

HF inner tone light +\$0

LU soft white +\$0

MT medium tone +\$0

SG slate grey +\$0

Step 5. Top Finish

For wood veneer surfaces, wood composite edge color complements wood veneer top color.

Solid-Color Laminate

HF inner tone light +\$0

LU soft white +\$0

Wood-Grain Laminate

HM natural maple +\$0

HX aged cherry +\$0

Step 6. Edge Finish

BU black umber +\$0

G2 graphite satin +\$0

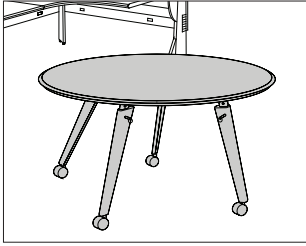
HF inner tone light +\$0

LU soft white +\$0

MT medium tone +\$0

Oval Mobile Table

PE121.



Specification Information

Step 1.

PE12

Step 2. Height Adjustment

1. adjustable height +\$1431

Step 3. Depth/Width

3042 30" deep x 42" wide +\$0

3654 36" deep x 54" wide +\$130

Step 4. Top/Edge Material

L laminate top with thermoplastic edge +\$0

Step 5. Leg Finish

See *Finish Colors list for paint codes*

Nonmetallic Paint

BU black umber +\$0

G2 graphite satin +\$0

HF inner tone light +\$0

LU soft white +\$0

MT medium tone +\$0

SG slate grey +\$0

Step 6. Top Finish

For wood veneer surfaces, wood composite edge color complements wood veneer top color.

Solid-Color Laminate

HF inner tone light +\$0

LU soft white +\$0

Wood-Grain Laminate

HM natural maple +\$0

HX aged cherry +\$0

Step 7. Edge Finish

BU black umber +\$0

G2 graphite satin +\$0

HF inner tone light +\$0

LU soft white +\$0

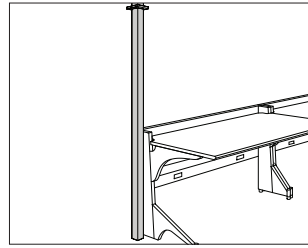
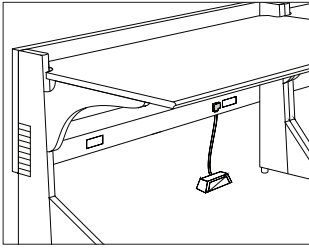
MT medium tone +\$0

Power Entry, Direct Connect

PG210.

Ceiling Power Entry

PG230.



Specification Information

Step 1.

PG210.

Step 2. Length

06 6' long

12 12' long

Prices for Steps 1-2.

PG210. 06 \$164

12 \$215

Specification Information

Step 1.

PG230.

Step 2. Harness

P powered

Prices for Steps 1-2.

PG230. P \$371

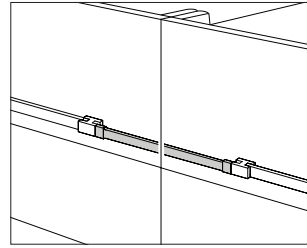
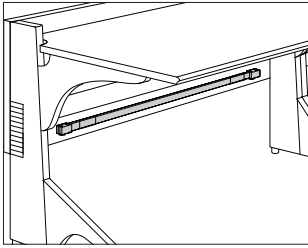
Passage® Energy Distribution

Power Harness

PG310.

Power Jumper

PG320.



Specification Information

Step 1.

PG310.

Step 2. Width

24	24" wide
30	30" wide
36	36" wide
42	42" wide
48	48" wide
60	60" wide
72	72" wide

Prices for Steps 1-2.

PG310. 24	\$165
30	\$165
36	\$165
42	\$165
48	\$165
60	\$165
72	\$192

Specification Information

Step 1.

PG320.

Step 2. Length/Usage

13	12 ³ / ₄ "-long for corner or extended corner desk module
14	14 ³ / ₄ "-long for 3-way connection
15	14 ³ / ₄ "-long for 4-way connection
17	16 ³ / ₄ "-long for in-line 2-way connection

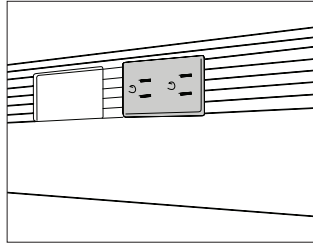
Prices for Steps 1-2.

PG320. 13	\$62
14	\$110
15	\$141
17	\$62

Passage® Energy Distribution

Receptacle, 4 Circuit, 15 Amp
(package of 6)

K1311.



Specification Information

Step 1.
K1311.

Step 2. Type

- A** duplex, circuit a
- B** duplex, circuit b
- C** duplex, circuit c
- DN** duplex, circuit d
- BI** duplex, circuit b, isolated ground
- CI** duplex, circuit c, isolated ground
- D** duplex, circuit d, isolated ground

Prices for Steps 1-2.

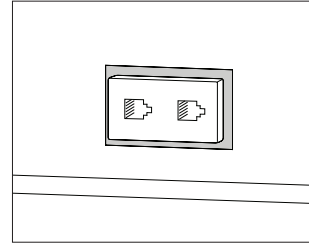
K1311. A	\$217
B	\$217
C	\$217
DN	\$217
BI	\$217
CI	\$217
D	\$217

Step 3. Receptacle Finish

8Q	folkstone grey	+\$0
BU	black umber	+\$0
CL	cool grey neutral	+\$0
HF	inner tone light	+\$0
LT	light tone	+\$0
LU	soft white	+\$0
MT	medium tone	+\$0
SG	slate grey	+\$0
WL	sandstone	+\$0
WN	warm grey neutral	+\$0

Communication Port Faceplate
Reducer

G1189.



Specification Information

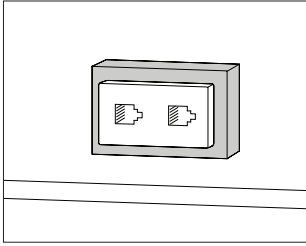
Step 1.
G1189.A

\$51

Passage® Energy Distribution

Communication Port Faceplate
Extender

G1189.



Specification Information

Step 1.

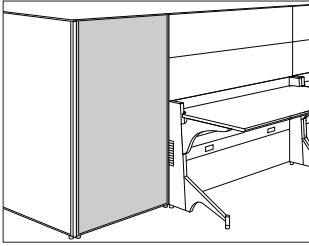
G1189.B \$64

Step 2. Surface Finish

8Q	folkstone grey	+\$0
BU	black umber	+\$0
CL	cool grey neutral	+\$0
HF	inner tone light	+\$0
MT	medium tone	+\$0
WL	sandstone	+\$0
WN	warm grey neutral	+\$0

Full-Height Screen

PH100.
PH101.
PH102.



Specification Information

Step 1.

PH10

Step 2. Height

0.	67" high	+\$57
1.	49" high	+\$0
2.	59" high	+\$31

Step 3. Width

24	24" wide	+\$888
36	36" wide	+\$1189

Step 4. Inside Surface Finish

See application chart and textiles list for fabric usage and numbers.
First 2 digits of number indicate fabric line; remaining digit(s) indicate fabric color.

Price Category 1	+\$0
Price Category 2	+\$13
Price Category 3	+\$25
Price Category 4	+\$37

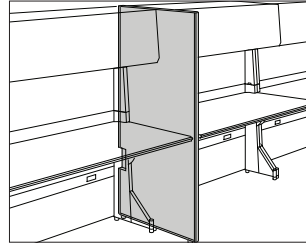
Step 5. Outside Surface Finish

See application chart and textiles list for fabric usage and numbers.
First 2 digits of number indicate fabric line; remaining digit(s) indicate fabric color.

Price Category 1	+\$0
Price Category 2	+\$13
Price Category 3	+\$25
Price Category 4	+\$37

Full-Height Screen with Cable Pass-Through

PH110.
PH111.
PH112.



Specification Information

Step 1.

PH11

Step 2. Height

0.	67" high	+\$57
1.	49" high	+\$0
2.	59" high	+\$31

Step 3. Width

24	24" wide	+\$971
-----------	----------	--------

Step 4. Inside Surface Finish

See application chart and textiles list for fabric usage and numbers.
First 2 digits of number indicate fabric line; remaining digit(s) indicate fabric color.

Price Category 1	+\$0
Price Category 2	+\$13
Price Category 3	+\$25
Price Category 4	+\$37

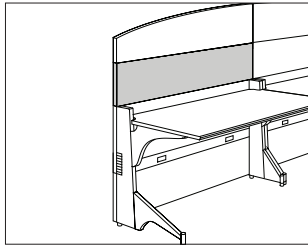
Step 5. Outside Surface Finish

See application chart and textiles list for fabric usage and numbers.
First 2 digits of number indicate fabric line; remaining digit(s) indicate fabric color.

Price Category 1	+\$0
Price Category 2	+\$13
Price Category 3	+\$25
Price Category 4	+\$37

Stackable™ Screen

PH200.



Specification Information

Step 1.

PH200.

Step 2. Height

10	10" high	+\$0
18	18" high	+\$50

Step 3. Width

24	24" wide	+\$309
30	30" wide	+\$327
36	36" wide	+\$340
42	42" wide	+\$360
48	48" wide	+\$374
60	60" wide	+\$408
72	72" wide	+\$458

Step 4. Bevel/Position

For 24" wide (24), 30" wide (30), or 36" wide (36)

S	straight edge	+\$0
----------	---------------	------

For 42" wide (42), 48" wide (48), 60" wide (60), or 72" wide (72)

L	beveled right edge for left side of corner	+\$0
R	beveled left edge for right side of corner	+\$0
S	straight edge	+\$0

Step 5. Inside Tackable Surface Finish

See application chart and textiles list for fabric usage and numbers.

First 2 digits of number indicate fabric line; remaining digit(s) indicate fabric color.

Price Category 1	+\$0
Price Category 2	+\$7
Price Category 3	+\$9
Price Category 4	+\$19

Step 6. Outside Tackable Surface Finish

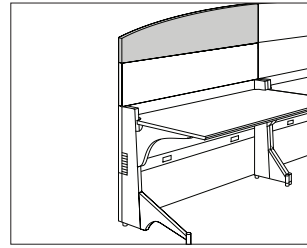
See application chart and textiles list for fabric usage and numbers.

First 2 digits of number indicate fabric line; remaining digit(s) indicate fabric color.

Price Category 1	+\$0
Price Category 2	+\$7
Price Category 3	+\$9
Price Category 4	+\$19

Arc Screen

PH210.
PH211.



Specification Information

Step 1.

PH21

Step 2. Height

0.	10" high left x 18" high right	+\$0
1.	18" high left x 10" high right	+\$0

Step 3. Width

48	48" wide	+\$593
60	60" wide	+\$627
72	72" wide	+\$661

Step 4. Bevel/Position

For 10" high left x 18" high right (0.) with 48" wide (48), 60" wide (60), or 72" wide (72)

L	beveled right edge for left side of corner	+\$0
S	straight edge	+\$0

For 18" high left x 10" high right (1.) with 48" wide (48), 60" wide (60), or 72" wide (72)

R	beveled left edge for right side of corner	+\$0
S	straight edge	+\$0

Step 5. Inside Tackable Surface Finish

See application chart and textiles list for fabric usage and numbers.

First 2 digits of number indicate fabric line; remaining digit(s) indicate fabric color.

Price Category 1	+\$0
Price Category 2	+\$7
Price Category 3	+\$9
Price Category 4	+\$19

Step 6. Outside Tackable Surface Finish

See application chart and textiles list for fabric usage and numbers.

First 2 digits of number indicate fabric line; remaining digit(s) indicate fabric color.

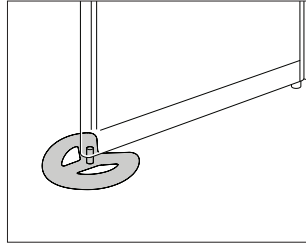
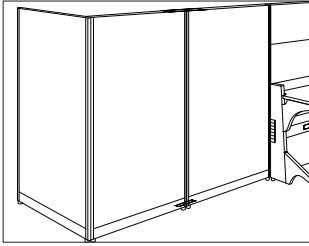
Price Category 1	+\$0
Price Category 2	+\$7
Price Category 3	+\$9
Price Category 4	+\$19

Screen-to-Screen Connector

PH910.

Full-Height Screen Stabilizer

PH980.



Specification Information

Step 1.
PH910.

Step 2. Position

- S** straight connection
- A** 90° connection

Prices for Steps 1-2.

PH910. S	\$70
A	\$78

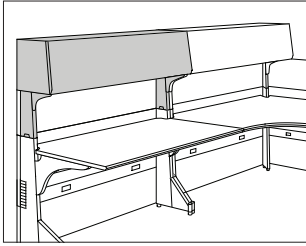
Specification Information

Step 1.
PH980.

\$116

Flipper Door Unit

PJ100.



Specification Information

Step 1.

PJ10

Step 2. Mechanism

0. standard lift/close +\$0

Step 3. Width

24	24" wide	+\$737
30	30" wide	+\$793
36	36" wide	+\$853
42	42" wide	+\$913
48	48" wide	+\$970
60	60" wide	+\$1107

Step 4. Front Material

For standard lift/close (o.) with 24" wide (24), 30" wide (30), 36" wide (36), 42" wide (42), or 48" wide (48)

P	painting front	+\$0
B	fabric front	+\$133

For standard lift/close (o.) with 60" wide (60)

P	painting front	+\$0
B	fabric front	+\$261

Step 5. Painted Front/Case Finish

See Finish Colors list for paint codes

Nonmetallic Paint

BU	black umber	+\$0
G2	graphite satin	+\$0
HF	inner tone light	+\$0
LU	soft white	+\$0
MT	medium tone	+\$0
SG	slate grey	+\$0

Step 6. Fabric/Veneer Front Finish

For fabric front (B)

See application chart and textiles list for fabric usage and numbers. First 2 digits of number indicate fabric line; remaining digit(s) indicate fabric color.

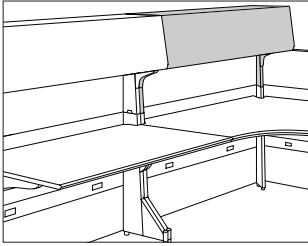
Price Category 1	+\$0
Price Category 2	+\$13
Price Category 3	+\$19
Price Category 4	+\$31

Step 7. Lock

KA	keyed alike	-\$10
KC	keyed differently, chrome	+\$0
KD	keyed differently, black	+\$0

Corner Flipper Door Unit

PJ110.



Passage® Storage

Specification Information

Step 1.

PJ11

Step 2. Mechanism

0. standard lift/close +\$0

Step 3. Width

47L	47" wide left	+\$970
47R	47" wide right	+\$970
48L	48" wide left	+\$970
48R	48" wide right	+\$970
59L	59" wide left	+\$1107
59R	59" wide right	+\$1107
60L	60" wide left	+\$1107
60R	60" wide right	+\$1107
71L	71" wide left	+\$1225
71R	71" wide right	+\$1225
72L	72" wide left	+\$1225
72R	72" wide right	+\$1225

Step 4. Front Material

For standard lift/close (0.) with 47" wide left (47L), 47" wide right (47R), 48" wide left (48L), or 48" wide right (48R)

P	paint front	+\$0
B	fabric front	+\$133

For standard lift/close (0.) with 59" wide left (59L), 59" wide right (59R), 60" wide left (60L), 60" wide right (60R), 71" wide left (71L), 71" wide right (71R), 72" wide left (72L), or 72" wide right (72R)

P	paint front	+\$0
B	fabric front	+\$261

Step 5. Painted Front/Case Finish

See Finish Colors list for paint codes

Nonmetallic Paint

BU	black umber	+\$0
G2	graphite satin	+\$0
HF	inner tone light	+\$0
LU	soft white	+\$0
MT	medium tone	+\$0
SG	slate grey	+\$0

Step 6. Fabric/Veneer Front Finish

For fabric front (B)

See application chart and textiles list for fabric usage and numbers.

First 2 digits of number indicate fabric line; remaining digit(s) indicate fabric color.

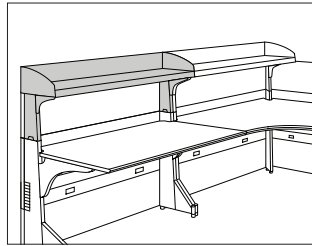
Price Category 1	+\$0
Price Category 2	+\$13
Price Category 3	+\$19
Price Category 4	+\$31

Step 7. Lock

KA	keyed alike	-\$10
KC	keyed differently, chrome	+\$0
KD	keyed differently, black	+\$0

Shelf

PJ500.



Specification Information

Step 1.

PJ500.

Step 2. Width

24	24" wide
30	30" wide
36	36" wide
42	42" wide
48	48" wide
60	60" wide

Prices for Steps 1-2.

PJ500. 24	\$330
30	\$346
36	\$363
42	\$394
48	\$408
60	\$440

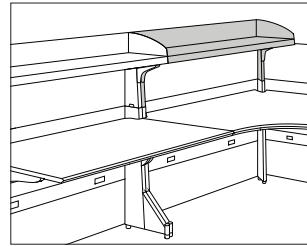
Step 3. Surface Finish

Nonmetallic Paint

BU	black umber	+\$0
G2	graphite satin	+\$0
HF	inner tone light	+\$0
LU	soft white	+\$0
MT	medium tone	+\$0
SG	slate grey	+\$0

Corner Shelf

PJ510.



Specification Information

Step 1.

PJ510.

Step 2. Width

47L	47" wide left
47R	47" wide right
48L	48" wide left
48R	48" wide right
59L	59" wide left
59R	59" wide right
60L	60" wide left
60R	60" wide right
71L	71" wide left
71R	71" wide right
72L	72" wide left
72R	72" wide right

Prices for Steps 1-2.

PJ510. 47L	\$408
47R	\$408
48L	\$408
48R	\$408
59L	\$440
59R	\$440
60L	\$440
60R	\$440
71L	\$472
71R	\$472
72L	\$472
72R	\$472

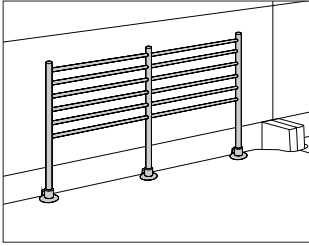
Step 3. Surface Finish

See Finish Colors list for paint codes

Nonmetallic Paint

BU	black umber	+\$0
G2	graphite satin	+\$0
HF	inner tone light	+\$0
LU	soft white	+\$0
MT	medium tone	+\$0
SG	slate grey	+\$0

Work Surface-Attached Tool Rail Y7000.



Specification Information

Step 1.

Y7000.

Step 2. Width

14 14" wide

29 29" wide

Prices for Steps 1-2.

Y7000. 14	\$216
29	\$332

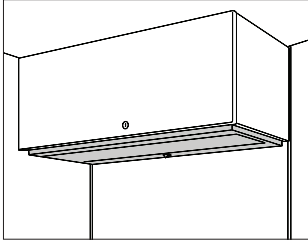
Step 3. Surface Finish

8Q	folkstone grey	+\$0
BU	black umber	+\$0
CN	metallic champagne	+\$0
G2	graphite satin	+\$0
HF	inner tone light	+\$0
LU	soft white	+\$0
MS	metallic silver	+\$0
MT	medium tone	+\$0
SG	slate grey	+\$0
WL	sandstone	+\$0

Passage® Work Organizers

Energy-Efficient Task Light

G6120.
G6121.
G6123.



Specification Information

Step 1.

G612

Step 2. Code Requirements

- 0. meets local codes including Canada
- 1. meets Chicago codes
- 3. meets New York City codes

Step 3. Width

24	24" wide
30	30" wide
36	36" wide
42	42" wide
48	48" wide
60	60" wide

Step 4. Dimmer

For 24" wide (24)

N no dimmer

For 30" wide (30), 36" wide (36), 42" wide (42), 48" wide (48), or 60" wide (60)

N no dimmer
D 3-step dimmer

Step 5. Bracket Option

S for Action Office® or Ethospace® Systems or Canvas
Q for C-style storage or E3234.
P for Passage® Desking System

Prices for Steps 1-5.

	S	Q	P
G6120. 24 N	\$333	333	333
30 N	\$345	345	345
D	\$379	379	379
36 N	\$354	354	354
D	\$389	389	389
42 N	\$370	370	370
D	\$404	404	404
48 N	\$377	377	377
D	\$414	414	414
60 N	\$411	411	411
D	\$454	454	454

	S	Q	P
G6121. 24 N	\$382	382	382
30 N	\$400	400	400
D	\$435	435	435
36 N	\$407	407	407
D	\$450	450	450
42 N	\$420	420	420
D	\$462	462	462
48 N	\$428	428	428
D	\$469	469	469
60 N	\$467	467	467
D	\$514	514	514

	S	Q	P
G6123. 24 N	\$330	330	330
30 N	\$358	358	358
D	\$396	396	396
36 N	\$368	368	368
D	\$403	403	403
42 N	\$377	377	377
D	\$414	414	414
48 N	\$388	388	388
D	\$426	426	426
60 N	\$426	426	426
D	\$467	467	467

Step 6. Surface Finish

For Action Office® or Ethospace® Systems or Canvas (S) or C-style storage or E3234. (Q)

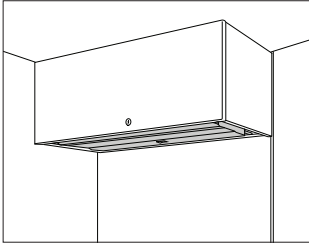
8Q	folkstone grey	+\$0
91	white	+\$0
BU	black umber	+\$0
CL	cool grey neutral	+\$0
EH	metallic bronze	+\$0
HF	inner tone light	+\$0
LT	light tone	+\$0
LU	soft white	+\$0
MT	medium tone	+\$0
WL	sandstone	+\$0
WN	warm grey neutral	+\$0

For Passage® Desking System (P)

BU	black umber	+\$0
-----------	-------------	------

Utility Task Light

G6136.
G6137.



Specification Information

Step 1.

G613

Step 2. Code Requirements

- 6. meets local codes including Canada and New York City
- 7. meets Chicago codes

Step 3. Width

- 24 24" wide
- 30 30" wide
- 42 42" wide
- 60 60" wide

Step 4. Attachment Bracket

- S** for Action Office® or Ethospace® Systems or Canvas
- Q** for C-style storage or E3234.
- P** for Passage® Desking System
- F** for 5000 Series Furniture
- T** for transaction surface/counter top/wood cabinets

Prices for Steps 1-4.

	S	Q	P	F	T
G6136. 24	\$246	246	246	246	246
30	\$250	250	250	250	250
42	\$274	274	274	274	274
60	\$305	305	305	305	305
G6137. 24	\$330	330	330	330	330
30	\$334	334	334	334	334
42	\$358	358	358	358	358
60	\$392	392	392	392	392

Index by Product Name

Passage® Desking System 10-Day or Less	
	page(s)
Arc Screen	17
Ceiling Power Entry	12
Communication Port Faceplate Extender	15
Communication Port Faceplate Reducer	14
Corner Back Panel Conversion Kit	10
Corner Desk Module	5
Corner Flipper Door Unit	20
Corner Shelf	21
D-Shaped Work Surface	10
Ellipse Peninsula Desk Module	8
Energy-Efficient Task Light	23
Extended Corner Desk Module	6
Flipper Door Unit	19
Full-Height Screen	16
Full-Height Screen Stabilizer	18
Full-Height Screen with Cable Pass-Through	16
Height-Adjustment Filler Kit	9
Oval Mobile Table	11
Power Entry, Direct Connect	12
Power Harness	13
Power Jumper	13
Receptacle, 4 Circuit, 15 Amp (package of 6)	14
Rectangular Desk Module	7
Screen-to-Screen Connector	18
Shelf	21
Stackable™ Screen	17
Straight Back Panel Conversion Kit	9
Utility Task Light	24
Work Surface-Attached Tool Rail	22



Index by Product Number

G1189. Communication Port Faceplate Extender	page(s) 15
G1189. Communication Port Faceplate Reducer	14
G6120. Energy-Efficient Task Light	23
G6121.	
G6123.	
G6136. Utility Task Light	24
G6137.	
K1311. Receptacle, 4 Circuit, 15 Amp (package of 6)	14
PA1LA. Corner Desk Module	5
PA1LC.	
PA1LE.	
PA2LA. Extended Corner Desk Module	6
PA2LC.	
PA2LE.	
PB1LA. Rectangular Desk Module	7
PB1LC.	
PB1LE.	
PC2LA. Ellipse Peninsula Desk Module	8
PC2LC.	
PC2LE.	
PD110. D-Shaped Work Surface	10
PE121. Oval Mobile Table	11
PG210. Power Entry, Direct Connect	12
PG230. Ceiling Power Entry	12
PG310. Power Harness	13
PG320. Power Jumper	13
PH100. Full-Height Screen	16
PH101.	
PH102.	
PH110. Full-Height Screen with Cable Pass-Through	16
PH111.	
PH112.	
PH200. Stackable™ Screen	17
PH210. Arc Screen	17
PH211.	
PH910. Screen-to-Screen Connector	18
PH980. Full-Height Screen Stabilizer	18
PJ100. Flipper Door Unit	19
PJ110. Corner Flipper Door Unit	20
PJ500. Shelf	21
PJ510. Corner Shelf	21
PL100. Height-Adjustment Filler Kit	9
PL202. Corner Back Panel Conversion Kit	10
PL202. Straight Back Panel Conversion Kit	9
Y7000. Work Surface-Attached Tool Rail	22



10-Day or Less Order Information

10-Day or Less Program

10-day or less products are designed for established Herman Miller dealers with pre-approved credit.

Products are distributed from multiple West Michigan manufacturing facilities. These include Holland, Spring Lake, and Zeeland. Orders will be shipped within 10 business days or less from the date of Herman Miller acknowledgement.

Ordering Procedures

1. Please place orders through Order Manager. If this is not available to you, place orders through mail or fax. Verbal purchase orders will not be accepted.
Order Entry fax number for Passage®, 5000 Series, and Meridian® Filing and Storage: (616) 846 9236.
Order Entry fax number for all other products: (616) 654 3085.
2. Orders must be clearly marked “10-day or less program” and include only 10-day or less products. Orders not marked this way will be processed under standard lead times. Orders for standard lead times must be placed on a separate purchase order.
3. Only fabrics and finishes listed with each product are available through the 10-day or less program.
4. For any 10-day or less project over \$250,000 list price, please contact your Customer Care representative within 48 hours of order entry to reserve lead time.
5. For more information, contact your Customer Care representative at: (866) 854 3048 EXT 3400.

Shipments and Delivery

Per Herman Miller Terms and Conditions.

Changes and Cancellation

Per Herman Miller Terms and Conditions.



10-Day Keyed-Alike Information

Keyed-Alike Locks

All components with locks may be specified keyed alike. Products with keyed-alike locks will be shipped with lock chassis installed. Installation of lock cylinders will be on-site according to instructions provided. Herman Miller, Inc. will not be responsible for lock cylinder installation.

When specifying product keyed-alike, include separate lines on your order for the lock cylinders.

For Action Office®, Ethospace®, or Passage® products, list cylinder part number and key number (232092-XXX); select a key number (or numbers) between 226 and 427, excluding numbers 408 and 412.

For Tu® Storage, Meridian® Storage, or 5000 Series, see the following charts.

Keyed-alike locks are field installed.

To order keyed-alike locks for Action Office® Series 1 and 2 door panels, please contact Customer Care.

A master key can be used to open any lock on an attached or freestanding component. In addition, a removal key or lock change tool is required to remove lock plugs. Customers interested in ordering master keys, removal keys, or lock change tools should contact Customer Care.

For Tu Storage, Meridian Storage, or 5000 Series desk components with pedestals, specify as follows:

Specification Code	Key Number	Color	Lock Series
KA	232092-XXX ¹	black	UM series 226-427
KA	1B2JK7-XXX ¹	chrome	UM series 226-427

For 5000 Series flipper door unit with bezel or credenza storage cabinet with bezel, specify as follows:

Specification Code	Key Number	Color	Lock Series
KA	232092-XXX ¹	black	UM series 226-427

Key Number:

XXX¹ = a key number between 226 and 427 (excluding 408 and 412)



Proprietary Textiles Application Chart – 10-Day Workspaces

- Available

Application Note: Herman Miller cannot guarantee material/pattern alignment in adjacent products. For example, a fabric's pattern may not align from one screen to the next, or from one panel to the next.

	Action Office® Panels/Connectors	B-Style Storage	B-Style Tackboards	E-Style Storage	Ethospace® Tiles/Connectors	Ethospace Attaching Screens	Canvas Office Landscape® Tiles	Resolve® Boundary Screens	5000 Series Storage and Tackboards	Seating
Price Category 1										
8A__ Bubbletack								•		
2V__ Chain	•	•	•	•	•		22		3	
8T__ Crossing (85__)	5	2	2	•			•		3	6
95__ Gem	2	2	2	•	•		•		3	•
2I__ Grasscloth	•	•	•	•	•		•		3	
1MN__ Monologue	2	2	2	•	•		•			•
8B__ Multiscrim™						•		•		
5T__ Resonance	•	•	•	•	•		•		3	
8C__ Scrim Trim								•		
2M__ Silkworm	•	•	•	•	•		•		3	
22F__ Slant	10		•		•		•		3	
235__ Tailored	•	•		•	•		•			•
1WS__ Whisper	2	2	2	•	•		•			•
Price Category 2										
1CD__ Code	•	•	•	•	•		•			
51__ Cord	•	•	•	•	•		•		3	
92__ Crepe	2	•	•	•	•		•		3	•
57__ Frost	•	•	•	•	•		•		3	
84__ Grosgrain	5			•	•		•		3	
4N__ Horizon	2	2	2	•	•		•		3	
1LM__ Loom	2	2	2	•	•		•			
3A__ Moiré		2	2	•	•		22		3	
1RV__ Rivet	2	2	2	•	•		•			•
8R__ Twist (5S__)	4	2	2	•	•		•		3	6
Price Category 3										
70__ Bento	2	2	2	•			•		3	•
1FB__ Connection	•	•	•	•	•		•		3	
1FC__ Current	•	•	•	•	•		•		3	
8Z__ Glaze	•	•	•	•	•		•		3	
47__ Ground Cloth®	•	•	•	•	•		•		3	
5D__ Kira 2	2	2	2	•	•		•		3	
8L__ Savannah	•	20	•	•	•		•	•		
8W__ Strands	•	•	•	•	•		•		3	
Price Category 4										
6S__ Quilty	2	2	2	•	•		•		3	•
63__ Sironetta	•	•	•	•	•		•		3	

- 2 Available on all products except 54" and 60" wide.
- 3 Fabric is railroaded for all widths.
- 4 Not available on Action Office acoustical panels and not available on 54" and 60" wide products.
- 5 Not available on Action Office acoustical panels.
- 6 Available on seating products in select colors. See the "Proprietary Textile Colors-10-Day Seating" appendix.

- 10 Not available on Action Office connectors, cable management, and spacers.
- 20 Available only on Ethospace B-Style.
- 22 Not available as railroaded application option for Chain (2V__) and Moiré (3A__).



Proprietary Textile Colors – 10-Day Workspaces

Price Category 1

Bubbletack	
100% polyester	
8A01	Seashell White
8A02	Pearl Grey
8A07	Pebble Beige
8A19	Spa Blue

Chain	
66" wide	
100% recycled polyester	
2V01	Pearl
2V02	Oyster
2V03	Wheat
2V04	Linen
2V05	Wicker
2V06	Bamboo
2V07	Sage
2V08	Spring Wood
2V09	Iceberg

Crossing	
54" wide	
86% antimony-free polyester	
14% polyester	
8T03	Wicker
8T04	Porcelain
8T05	Warm Grey
8T06	Sepia
8T07	Pumpkin
8T08	Copper
8T09	Cranberry
8T10	Tomato
8T11	Mulberry
8T12	Plum
8T13	Green Apple
8T14	Loden
8T15	Spruce
8T16	Periwinkle
8T17	Cerulean
8T18	Indigo
8T19	Shale
8T20	Brownstone
8T21	Bark
8T22	Tin
8T23	Graphite
8T24	Black

Crossing	
For systems products only.	
54" wide	
86% antimony-free polyester	
14% polyester	
8501	Ivory
8502	Oyster

Gem	
54" wide	
100% antimony-free polyester	
9501	Sesame
9502	Tangerine
9503	Red
9510	Berry Blue
9512	Green Apple
9514	Black
9515	Slate Grey
9516	Fog

Grasscloth	
66" wide	
100% recycled polyester	
2I01	Silver Birch
2I02	Pampas
2I03	Sedge
2I07	Lea
2I08	Taro
2I09	Steam Grey
2I10	Cayenne
2I11	Bottle Green
2I12	Surf
2I13	Gravel

Monologue	
54" wide	
56% recycled polyester	
44% polyester	
1MN01	Linen
1MN02	Alabaster
1MN03	Truffle
1MN04	Folkstone
1MN05	Silver Pine
1MN06	Slate
1MN07	Seed
1MN08	Yellow Oxide
1MN09	Persimmon
1MN10	Tundra
1MN11	Meadow
1MN12	Blue Sky
1MN13	Blue Spruce
1MN14	Deep Sea

Multiscrim™	
60" wide	
100% polyester	
8B01	Seashell White
8B02	Pearl Grey
8B07	Pebble Beige
8B19	Spa Blue

Resonance	
66" wide	
100% polyester	
5T04	Greige
5T05	Porcelain
5T06	Alabaster
5T15	Iris
5T28	Sugar
5T54	Saltbush

Scrim Trim	
61" wide	
82% polyester	
18% spandex	
8C01	Seashell White
8C02	Pearl Grey

Tailored	
Assigned lead-time textile. A	
54" wide	
56% polyester	
44% recycled polyester	
23501	Studio White
23502	Sugar
23503	Tomato
23504	Orchid
23505	Boysenberry
23506	Chive
23507	Bluegrass
23508	Cobalt
23509	Cadet
23510	Fog
23511	Graphite
23512	Black
23513	Coffee

Silkworm	
66" wide	
58% recycled polyester	
42% polyester	
2M01	Cocoon
2M02	Pongee
2M03	Saffron
2M04	Tussah
2M05	Ceylon
2M06	Jasmine
2M07	Shale
2M08	Monsoon

Price Category 1 continued on next page

Proprietary Textile Colors – 10-Day Workspaces

continued

Price Category 1

continued

Slant
66" wide
51% polyester
49% recycled polyester
22F01 Beech Nut
22F02 Chamois
22F03 Chartreuse
22F04 Pesto
22F05 Peacock
22F06 Neptune
22F07 Blueberry
22F08 Boysenberry
22F09 Magenta
22F10 Pumpkin
22F11 Cranberry
22F12 Silver Birch
22F13 Blue Stone
22F14 Truffle
22F15 Shale

Whisper
54" wide
73% recycled polyester
27% polyester
1WS01 Sand Dollar
1WS02 Pebble
1WS03 Silver Birch
1WS04 Iceberg
1WS05 Silver Pine
1WS06 Carbon
1WS07 Cumin
1WS08 Adobe
1WS09 Strawberry
1WS10 Blush
1WS11 Eggplant
1WS12 Willow
1WS13 Sea Grass
1WS14 Pool
1WS15 Blueberry

Price Category 2

Code
66" wide
100% Repreve recycled polyester
1CD01 Linen
1CD02 Khaki
1CD04 Zinc
1CD05 Blue Black

Cord
66" wide
51% antimony-free polyester
49% polyester
5101 Ivory
5102 White Ash
5103 Linen
5104 Bamboo
5105 Sepia
5106 Wicker
5107 Sesame
5108 Kiwi Green
5109 Bayou
5110 Shade
5111 Spring Wood
5112 Summer White

Crepe
54" wide
100% recycled polyester
9201 Licorice
9203 Smoke
9209 Claret
9223 Cadet
9241 Beachglass
9243 Midnight
9244 Artichoke
9251 Fog
9252 Slate Grey
9260 Brownstone
9261 Shale
9262 Graphite
9263 Tomato
9264 Green Apple

Frost
66" wide
100% recycled polyester
5701 Bisque
5702 Abalone
5703 Porcelain
5704 Honey
5706 Sage
5710 Sable Grey

Grosgrain
66" wide
100% recycled polyester
8401 Pearl
8402 White Ash
8403 Warm Grey
8404 Khaki
8405 Oyster
8406 Celedon
8412 Tin

Horizon
54" wide
65% antimony-free polyester
35% polyester
4N01 Rye Grass
4N02 Sugar Pine
4N04 White Ash
4N05 Spring Wood
4N09 Oat Grass

Loom
54" wide
100% polyester
1LM01 Linen
1LM02 Brown Sugar and Spice
1LM03 Brick and Mortar
1LM04 Salt and Pepper
1LM07 Poppy
1LM09 Loden
1LM11 Deep Sea

Moiré
54" wide
100% recycled polyester
3A01 Concrete
3A03 Rattan
3A04 Chambray
3A12 Cork

Rivet
54" wide
100% recycled polyester
1RV01 Twig
1RV02 Deep Clay
1RV03 Woodrose
1RV04 Otter
1RV05 Hemlock
1RV06 Olive
1RV07 Lagoon
1RV08 Deep Sea
1RV09 Charcoal
1RV10 Grey Brindle

Twist
54" wide
80% antimony-free polyester
13% recycled polyester
7% polyester
8R05 Wicker
8R10 Poppy
8R14 Tin
8R15 Shale
8R16 Graphite
8R17 Birch
8R18 Sepia
8R22 Blueberry
8R23 Green Apple
8R26 Gunmetal
8R28 Citrus
8R30 Tangerine
8R32 Wisteria
8R35 Waterfall
8R37 Carbon Dark

Price Category 2 continued on next page

Proprietary Textile Colors – 10-Day Workspaces

continued

Price Category 2

continued

Twist
For systems products only.
54" wide
80% antimony-free polyester
13% recycled polyester
7% polyester
5S01 Pearl
5S02 Ivory
5S03 Oyster

Price Category 3

Bento
54" wide
100% antimony-free polyester
7001 Frost
7003 Khaki
7004 Truffle

Connection
66" wide
100% antimony-free polyester
1FB1 Oyster
1FB2 Linen
1FB3 Iceberg
1FB4 Silver Pine
1FB9 Metal

Current
66" wide
100% antimony-free polyester
1FC1 Oyster
1FC2 Linen
1FC3 Iceberg
1FC4 Silver Pine
1FC9 Metal

Glaze
66" wide
100% recycled polyester
8Z01 Wicker
8Z03 Porcelain
8Z06 Rye
8Z07 Frost
8Z08 Silver Birch

Ground Cloth®
66" wide
100% polyester
4701 Vapor Grey
4721 Warm White
4722 Fog
4723 Straw
4724 Red Orange
4725 Wild Berry
4726 Green Apple
4727 Caribbean
4728 Midnight
4729 Cappuccino

Kira 2
54" wide
100% recycled polyester
5D13 Oasis
5D15 Ash
5D16 Falcon

Savannah
66" wide
76% recycled polyester
24% polypropylene
8L01 Pearl
8L07 Linen
8L10 Frost

Strands
66" wide
100% recycled polyester
8W01 Pebble
8W02 Porcelain
8W03 Taupe
8W05 Khaki
8W08 Tin

Price Category 4

Glisten
66" wide
84% polyester
16% recycled polyester
2X02 Rye
2X05 Iceberg
2X09 Pewter
2X10 Ash

Quilty
56" wide
100% antimony-free polyester
GreenShield
6S04 Straw
6S07 Brick
6S10 Mink
6S11 Green Apple
6S13 Indigo

Sironetta
66" wide
100% recycled polyester
6301 Acapella
6302 Sonata
6303 Interlude
6308 Harmony



For more information about our products and services or to see a list of dealers, please visit us at HermanMiller.com or call (800) 851 1196.

© 2018 Herman Miller, Inc., Zeeland, Michigan

® **HermanMiller**, 3D Intelligent, AO, Action Office, Aeron, ArcSpan, Aside, Avall, Avive, Bubble Lamps, Canvas Office Landscape, Caper, Celle, Co/Struc, Daisyone, Distil, Eames, Eco-Dematerialized, Embody, Envelop, Equa 2, Ergon 3, Ethospace, Exclave, Fine-Tune, FlexFront, Flo, Formcoat, Formwork, Ground Cloth, Herman Miller for the Home, Herman Miller for Healthcare, Intersect, Kinemat, Lapjack, Layout Studio, Lifework, Limerick, Live Unframed, Living Office, Locale, Maharam, Meridian, Mirra, Passage, Pellicle, Perspectives, PostureFit, Public Office Landscape, Resolve, Rodney, Sayl, Setu, Thrive, Tu, Wishbone, and Y-Tower are among the registered trademarks of Herman Miller, Inc., and its owned subsidiaries.

™ 8Z Pellicle, About Face, AireWeave, Albert, Backfit, Bubbletack, Burdick Group, Butterfly Back, Celeste, Cellular Suspension, Clam, Compass, Connect, Cubert, DOT, Duracare, Durawrap, Eames Soft Pad, EnhancedAccess, Everywhere, Flex-Edge, Flute, Harmonic, Herman Miller Select, Hopsak 2, Intent, Iota, Jaw, Keyless Entry, Keyn Chair Group by Herman Miller, Latitude, Locale, Logic Mini, Logic Power Access Solutions, Live OS, Loop, Lyris, Lyris 2, Made-to-Measure Storage, Metaform Portfolio, Mora, Motia, Multiscrim, Nelson, Pari, Pixelated Support, Plex, PostureFit SL, Prospect, Q, Renew, Sense, Soft Pad, Stackable, Stackable Storage, Striad, Swoop, Tone, TriFlex, Twist, Ubi, Verus and Wireframe are among the trademarks of Herman Miller, Inc., and its owned subsidiaries.

SM Herman Miller Options is among the service marks of Herman Miller, Inc.

Alexander Girard® is a registered trademark of The Alexander Girard Estate.

Chemsur® is a registered trademark of Wilsonart International.

Corian® is a registered trademark of E. I. du Pont de Nemours and Company Corporation.

Crypton® is a registered trademark of Crypton, Inc.

DACRON® is a registered trademark of INVISTA S.a r.l.

Edelman® Leather is a registered trademark of Edelman Leather, Inc.

FENIX NTM® is a registered trademark of Arpa Industriale S.p.A.

FLEXNET™ is a trademark of Milliken & Company.

Floor Saver Glide® is a registered trademark of Carpin Manufacturing, Inc.

Geiger® is a registered trademark, and Bumper™, Saiba™, and Ward Bennett™ are trademarks, of Geiger International.

Goetz™ is a trademark of Mark W. Goetz.

Hang-It-All® is a registered trademark of Lucia Eames Demetrios, d.b.a. Eames Office.

Holophane® is a registered trademark of Holophane.

Ingeo™ is a trademark of Cargill Dow LLC.

iPad® is a registered trademark of Apple, Inc.

LifeSize® is a registered trademark of LifeSize Communications, Inc.

Magis®, Bombo®, and Me Too® are registered trademarks of Magis S.p.A.

Microsoft® and Natural® Keyboard are registered trademarks of Microsoft Corporation.

Noguchi® and the Noguchi table configuration (trade dress) are registered trademarks, and Rudder Table™ is a trademark, of The Isamu Noguchi Foundation and Garden Museum.

Place Textiles® is a registered trademark of Place Textiles.

SuperSeat™ is a trademark of Dahti Seating, a division of ITW.