



Prices effective October 3, 2022

# Everywhere™ Tables

## 10-Day or Less

<b>Introduction</b>	<b>page 2</b>
<b>Everywhere™ Tables 10-Day or Less</b>	<b>3</b>
Standard-Height Tables	5
Standard-Height Table Legs and Bases	12
Screens	13
Power and Data Support	14
Accessories	17
<b>Indices</b>	<b>23</b>
By Name	23
By Number	25
<b>Appendices</b>	
10-Day or Less Order Information	
<b>For the latest materials information, refer to the Materials pages on <a href="https://www.hermanmiller.com">HermanMiller.com</a>.</b>	

# Introduction

## **A Note on the Organization of This Book**

There are a few signals that will help you understand the organization of this book. Once you know them, you should be able to find your way around easily.

### **Like a newspaper, this book is formatted with columns of text and illustrations that run vertically.**

Information wraps from one column to the next and continues for as many pages as it needs to.

### **Black bars are clues.**

A black bar at the top of a page signals the start of information about a product.

Specification Information, which always begins at the top of a column, includes a series of steps. Each step represents a decision you need to make in order to complete your product number. Steps must be followed sequentially. The number of pages needed to complete information on a product varies; some will be complete in one page; others may fill three or four pages. Just continue going through the steps until you run into the next product, signaled by the black bar at the top of the page.

Black tabs running along the outside edge of the page help you locate what section you are in or what section you want to go to. You can thumb forwards or backwards to find a section; tabs and text appear on both sides of the page.

The additional pages in the back of the book include the appendices and indices. They are signaled by a long black bar running along the outside edge of the page.

### **The index is presented two ways.**

The first index is in alphabetical order by product name. It can be helpful if you are new to the products and numbering scheme or if you are looking for a type of product, such as work chair or round table.

The second index is by product number. It lists, in alphanumeric order, the base product number, typically a five-digit number.

## **General Information**

This book is effective October 3, 2022, subject to change without notice. Products may be purchased from authorized Herman Miller dealers who will quote prices upon request. For more information about our products and services or to see a list of dealers, visit [www.HermanMiller.com](http://www.HermanMiller.com).

All prices are list prices. Additional services, such as planning services, design, storage, and installation, are not included and must be added to these prices when the additional services are requested.

Illustrations, specifications, and prices are based on the latest information at the time of publication. The right is reserved to make changes at any time without notice in prices, fabrics, finishes, materials, specifications, and models, and also to discontinue models and finishes.

For additional product information such as dimensional drawings and product descriptions, refer to the standard price books.

Service problems are normally handled by a Herman Miller authorized dealer. Where this cannot be accomplished on a local level, service problems should be referred to the Customer Care Representative for your region, Herman Miller, Inc., Zeeland, Michigan 49464.

**Standard-Height Tables**

**Standard-Height Table Legs and Bases**

**Screens**

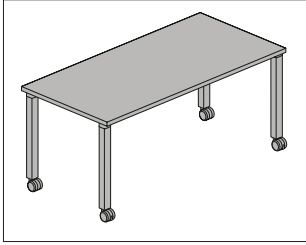
**Power and Data Support**

**Accessories**



# Rectangular Table

DT1AS.



## Specification Information

### Step 1.

**DT1A**

### Step 2. Edge

**S.** squared-edge

### Step 3. Depth

*For squared-edge (S.)*

**18** 18" deep

**24** 24" deep

**30** 30" deep

### Step 4. Width

*For 18" deep (18)*

**48** 48" wide

**60** 60" wide

**72** 72" wide

*For 24" deep (24) or 30" deep (30)*

**36** 36" wide

**42** 42" wide

**48** 48" wide

**54** 54" wide

**60** 60" wide

**66** 66" wide

**72** 72" wide

### Step 5. Surface Material

*For squared-edge (S.)*

**L** high-pressure laminate top/thermoplastic edge

**M** thermally-fused laminate top/thermoplastic edge

**U** high-pressure laminate/universal edge

**T** thermally-fused laminate top/universal edge

### Step 6. Leg Type

*For 18" deep (18)*

**P** post leg

*For 24" deep (24) or 30" deep (30)*

**P** post leg

## Prices for Steps 1-6.

	LP	MP	UP	TP
<b>DT1AS. 18 48</b>	\$1013	1001	1013	1001
<b>60</b>	\$1111	1098	1111	1098
<b>72</b>	\$1200	1186	1200	1186
<b>24 36</b>	\$1013	1001	1013	1001
<b>42</b>	\$1064	1051	1064	1051
<b>48</b>	\$1112	1099	1112	1099
<b>54</b>	\$1181	1167	1181	1167
<b>60</b>	\$1251	1236	1251	1236
<b>66</b>	\$1338	1322	1338	1322
<b>72</b>	\$1435	1418	1435	1418
<b>30 36</b>	\$1052	1039	1052	1039
<b>42</b>	\$1103	1090	1103	1090
<b>48</b>	\$1160	1147	1160	1147
<b>54</b>	\$1228	1213	1228	1213
<b>60</b>	\$1302	1287	1302	1287
<b>66</b>	\$1393	1376	1393	1376
<b>72</b>	\$1490	1472	1490	1472

# Rectangular Table *continued*

Everywhere™ Standard-Height Tables

## Step 7. Top Finish

*For high-pressure laminate top/thermoplastic edge (L) or high-pressure laminate/universal edge (U)*

<b>76</b>	light brown walnut	+\$0
<b>91</b>	white	+\$0
<b>98</b>	studio white	+\$0
<b>8Q</b>	folkstone grey	+\$0
<b>CL</b>	cool grey neutral	+\$0
<b>HF</b>	inner tone light	+\$0
<b>HM</b>	natural maple	+\$0
<b>HP</b>	light anigre	+\$0
<b>HX</b>	aged cherry	+\$0
<b>HY</b>	walnut on cherry	+\$0
<b>LA</b>	light ash	+\$0
<b>LBA</b>	clear on ash	+\$0
<b>LBR</b>	phantom ecru	+\$0
<b>LBS</b>	phantom cocoa	+\$0
<b>LBU</b>	medium matte walnut	+\$0
<b>LBV</b>	warm grey teak	+\$0
<b>LBB</b>	oak on ash	+\$0
<b>LBC</b>	walnut on ash	+\$0
<b>LBD</b>	dark brown walnut	+\$0
<b>LBF</b>	neutral twill	+\$0
<b>LBG</b>	sarum twill	+\$0
<b>LBH</b>	earthen twill	+\$0
<b>LBJ</b>	graphite twill	+\$0
<b>LBM</b>	crisp linen	+\$0
<b>LBN</b>	classic linen	+\$0
<b>LBP</b>	casual linen	+\$0
<b>LBQ</b>	white twill	+\$0
<b>LU</b>	soft white	+\$0
<b>WL</b>	sandstone	+\$0
<b>WN</b>	warm grey neutral	+\$0

*For thermally-fused laminate top/thermoplastic edge (M) or thermally-fused laminate top/universal edge (T)*

<b>8Q</b>	folkstone grey	+\$0
<b>91</b>	white	+\$0
<b>98</b>	studio white	+\$0
<b>HM</b>	natural maple	+\$0
<b>LBA</b>	clear on ash	+\$0
<b>LBB</b>	oak on ash	+\$0
<b>LBC</b>	walnut on ash	+\$0
<b>LBF</b>	neutral twill	+\$0
<b>LBQ</b>	white twill	+\$0
<b>LBU</b>	medium matte walnut	+\$0

## Step 8. Edge Finish

*For high-pressure laminate top/thermoplastic edge (L) or thermally-fused laminate top/thermoplastic edge (M)*

<b>76</b>	light brown walnut	+\$0
<b>8Q</b>	folkstone grey	+\$0
<b>91</b>	white	+\$0
<b>98</b>	studio white	+\$0
<b>CL</b>	cool grey neutral	+\$0
<b>LA</b>	light ash	+\$0
<b>LBA</b>	clear on ash	+\$0
<b>LBR</b>	phantom ecru	+\$0
<b>LBS</b>	phantom cocoa	+\$0
<b>LBU</b>	medium matte walnut	+\$0
<b>LBV</b>	warm grey teak	+\$0
<b>LBB</b>	oak on ash	+\$0
<b>LBC</b>	walnut on ash	+\$0
<b>LBD</b>	dark brown walnut	+\$0
<b>LBF</b>	neutral twill	+\$0
<b>LBG</b>	sarum twill	+\$0
<b>LBH</b>	earthen twill	+\$0
<b>LBJ</b>	graphite twill	+\$0
<b>LBM</b>	crisp linen	+\$0
<b>LBN</b>	classic linen	+\$0
<b>LBP</b>	casual linen	+\$0
<b>LBQ</b>	white twill	+\$0
<b>WL</b>	sandstone	+\$0
<b>WN</b>	warm grey neutral	+\$0
<b>HF</b>	inner tone light	+\$0
<b>HM</b>	natural maple	+\$0
<b>HP</b>	light anigre	+\$0
<b>HX</b>	aged cherry	+\$0
<b>HY</b>	walnut on cherry	+\$0
<b>LU</b>	soft white	+\$0

*For high-pressure laminate/universal edge (U) or thermally-fused laminate top/universal edge (T)*

<b>PLY</b>	plywood edge	+\$50
------------	--------------	-------

Rectangular Table *continued*

Step 9. Leg Finish

Metallic Paint

<b>CN</b>	metallic champagne	+\$0
<b>EH</b>	metallic bronze	+\$0
<b>MS</b>	metallic silver	+\$0
<b>SNA</b>	satin aluminum	+\$30
<b>SNB</b>	satin bronze	+\$30
<b>SNC</b>	satin carbon	+\$30

Sand Texture Paint

<b>BK</b>	black	+\$0
-----------	-------	------

Smooth Paint

<b>8Q</b>	folkstone grey	+\$0
<b>91</b>	white	+\$0
<b>98</b>	studio white	+\$0
<b>BU</b>	black umber	+\$0
<b>CL</b>	cool grey neutral	+\$0
<b>G2</b>	graphite satin	+\$0
<b>HF</b>	inner tone light	+\$0
<b>LU</b>	soft white	+\$0
<b>MT</b>	medium tone	+\$0
<b>SG</b>	slate grey	+\$0
<b>WL</b>	sandstone	+\$0
<b>WN</b>	warm grey neutral	+\$0

Step 10. Casters/Glides

<b>20</b>	casters	+\$0
<b>57</b>	glides	+\$0

Step 11. Grommets

*For squared-edge (S.) with 18" deep (18)*


<b>NTG</b>	no grommet	+\$0
------------	------------	------

*For squared-edge (S.) with 24" deep (24), or 30" deep (30)*

<b>NTG</b>	no grommet	+\$0
<b>253</b>	cutout for Y1420. or Y1425. - 3 port	+\$27
<b>254</b>	cutout for Y1420. or Y1425. - 5 port	+\$27
<b>255</b>	cutout for Y1420. or Y1425. - 6 port	+\$27

Square Table

DT1BS.



Specification Information

Step 1.

**DT1B**

Step 2. Edge

**S.** squared-edge

Step 3. Depth/Width

<b>3030</b>	30" deep x 30" wide
<b>3636</b>	36" deep x 36" wide
<b>4242</b>	42" deep x 42" wide
<b>4848</b>	48" deep x 48" wide

Step 4. Surface Material

*For squared-edge (S.)*

<b>L</b>	high-pressure laminate top/thermoplastic edge
<b>M</b>	thermally-fused laminate top/thermoplastic edge
<b>U</b>	high-pressure laminate/universal edge
<b>T</b>	thermally-fused laminate top/universal edge

Step 5. Leg/Base Type

*For 30" deep x 30" wide (3030)*

**P** post leg

*For 36" deep x 36" wide (3636)*

**P** post leg

*For 42" deep x 42" wide (4242)*

**P** post leg

*For 48" deep x 48" wide (4848)*

**P** post leg

Prices for Steps 1-5.

	<b>P</b>
<b>DT1BS. 3030 L</b>	\$964
<b>M</b>	\$952
<b>U</b>	\$964
<b>T</b>	\$952
<b>3636 L</b>	\$1155
<b>M</b>	\$1142
<b>U</b>	\$1155
<b>T</b>	\$1142

Everywhere™ Standard-Height Tables

Square Table *continued*

Everywhere™ Standard-Height Tables

<b>4242 L</b>	\$1326
<b>M</b>	\$1311
<b>U</b>	\$1326
<b>T</b>	\$1311
<b>4848 L</b>	\$1484
<b>M</b>	\$1467
<b>U</b>	\$1484
<b>T</b>	\$1467

Step 6. Top Finish

*For high-pressure laminate top/thermoplastic edge (L) or high-pressure laminate/universal edge (U)*

<b>76</b>	light brown walnut	+\$0
<b>91</b>	white	+\$0
<b>98</b>	studio white	+\$0
<b>8Q</b>	folkstone grey	+\$0
<b>CL</b>	cool grey neutral	+\$0
<b>HF</b>	inner tone light	+\$0
<b>HM</b>	natural maple	+\$0
<b>HP</b>	light anigre	+\$0
<b>HX</b>	aged cherry	+\$0
<b>HY</b>	walnut on cherry	+\$0
<b>LA</b>	light ash	+\$0
<b>LBA</b>	clear on ash	+\$0
<b>LBR</b>	phantom ecru	+\$0
<b>LBS</b>	phantom cocoa	+\$0
<b>LBU</b>	medium matte walnut	+\$0
<b>LBV</b>	warm grey teak	+\$0
<b>LBB</b>	oak on ash	+\$0
<b>LBC</b>	walnut on ash	+\$0
<b>LBD</b>	dark brown walnut	+\$0
<b>LBF</b>	neutral twill	+\$0
<b>LBG</b>	sarum twill	+\$0
<b>LBH</b>	earthen twill	+\$0
<b>LBJ</b>	graphite twill	+\$0
<b>LBM</b>	crisp linen	+\$0
<b>LBN</b>	classic linen	+\$0
<b>LBP</b>	casual linen	+\$0
<b>LBQ</b>	white twill	+\$0
<b>LU</b>	soft white	+\$0
<b>WL</b>	sandstone	+\$0
<b>WN</b>	warm grey neutral	+\$0

*For thermally-fused laminate top/thermoplastic edge (M) or thermally-fused laminate top/universal edge (T)*

<b>8Q</b>	folkstone grey	+\$0
<b>91</b>	white	+\$0
<b>98</b>	studio white	+\$0
<b>HM</b>	natural maple	+\$0
<b>LBA</b>	clear on ash	+\$0
<b>LBB</b>	oak on ash	+\$0
<b>LBC</b>	walnut on ash	+\$0
<b>LBF</b>	neutral twill	+\$0
<b>LBQ</b>	white twill	+\$0
<b>LBU</b>	medium matte walnut	+\$0

Step 7. Edge Finish

*For high-pressure laminate top/thermoplastic edge (L) or thermally-fused laminate top/thermoplastic edge (M)*

<b>76</b>	light brown walnut	+\$0
<b>8Q</b>	folkstone grey	+\$0
<b>91</b>	white	+\$0
<b>98</b>	studio white	+\$0
<b>CL</b>	cool grey neutral	+\$0
<b>LA</b>	light ash	+\$0
<b>LBA</b>	clear on ash	+\$0
<b>LBR</b>	phantom ecru	+\$0
<b>LBS</b>	phantom cocoa	+\$0
<b>LBU</b>	medium matte walnut	+\$0
<b>LBV</b>	warm grey teak	+\$0
<b>LBB</b>	oak on ash	+\$0
<b>LBC</b>	walnut on ash	+\$0
<b>LBD</b>	dark brown walnut	+\$0
<b>LBF</b>	neutral twill	+\$0
<b>LBG</b>	sarum twill	+\$0
<b>LBH</b>	earthen twill	+\$0
<b>LBJ</b>	graphite twill	+\$0
<b>LBM</b>	crisp linen	+\$0
<b>LBN</b>	classic linen	+\$0
<b>LBP</b>	casual linen	+\$0
<b>LBQ</b>	white twill	+\$0
<b>WL</b>	sandstone	+\$0
<b>WN</b>	warm grey neutral	+\$0
<b>HF</b>	inner tone light	+\$0
<b>HM</b>	natural maple	+\$0
<b>HP</b>	light anigre	+\$0
<b>HX</b>	aged cherry	+\$0
<b>HY</b>	walnut on cherry	+\$0
<b>LU</b>	soft white	+\$0




Square Table *continued*

<i>For high-pressure laminate/universal edge (U) or thermally-fused laminate top/universal edge (T)</i>		
<b>PLY</b>	plywood edge	+\$50
<b>Step 8. Leg Finish</b>		
Metallic Paint		
<b>MS</b>	metallic silver	+\$0
<b>Step 9. Casters/Glides</b>		
<b>20</b>	casters	+\$0
<b>57</b>	glides	+\$0

Round Table

DT1CS.



Specification Information	
<b>Step 1.</b>	
<b>DT1C</b>	
<b>Step 2. Edge</b>	
<b>S.</b>	squared-edge
<b>Step 3. Diameter</b>	
<b>30</b>	30" diameter
<b>36</b>	36" diameter
<b>42</b>	42" diameter
<b>48</b>	48" diameter
<b>60</b>	60" diameter
<b>Step 4. Surface Material</b>	
<i>For squared-edge (S.)</i>	
<b>L</b>	high-pressure laminate top/thermoplastic edge
<b>M</b>	thermally-fused laminate top/thermoplastic edge
<b>Step 5. Leg/Base Type</b>	
<i>For 30" diameter (30) or 36" diameter (36)</i>	
<b>P</b>	post leg
<i>For 42" diameter (42)</i>	
<b>P</b>	post leg
<i>For 48" diameter (48) or 60" diameter (60)</i>	
<b>P</b>	post leg
<b>Prices for Steps 1-5.</b>	
	<b>P</b>
<b>DT1CS. 30 L</b>	\$1103
<b>M</b>	\$1089
<b>36 L</b>	\$1329
<b>M</b>	\$1311
<b>42 L</b>	\$1522
<b>M</b>	\$1501
<b>48 L</b>	\$1702
<b>M</b>	\$1679
<b>60 L</b>	\$1859
<b>M</b>	\$1834

Everywhere™ Standard-Height Tables

# Round Table *continued*

Everywhere™ Standard-Height Tables

## Step 6. Top Finish

### *For high-pressure laminate top/thermoplastic edge (L)*

<b>76</b>	light brown walnut	+\$0
<b>91</b>	white	+\$0
<b>98</b>	studio white	+\$0
<b>8Q</b>	folkstone grey	+\$0
<b>CL</b>	cool grey neutral	+\$0
<b>HF</b>	inner tone light	+\$0
<b>HM</b>	natural maple	+\$0
<b>HX</b>	aged cherry	+\$0
<b>LA</b>	light ash	+\$0
<b>LU</b>	soft white	+\$0
<b>WL</b>	sandstone	+\$0
<b>WN</b>	warm grey neutral	+\$0

### *For thermally-fused laminate top/thermoplastic edge (M)*

<b>8Q</b>	folkstone grey	+\$0
<b>91</b>	white	+\$0
<b>98</b>	studio white	+\$0
<b>HM</b>	natural maple	+\$0
<b>LBA</b>	clear on ash	+\$0
<b>LBB</b>	oak on ash	+\$0
<b>LBC</b>	walnut on ash	+\$0
<b>LBF</b>	neutral twill	+\$0
<b>LBQ</b>	white twill	+\$0
<b>LBU</b>	medium matte walnut	+\$0

## Step 7. Edge Finish

<b>76</b>	light brown walnut	+\$0
<b>8Q</b>	folkstone grey	+\$0
<b>91</b>	white	+\$0
<b>CL</b>	cool grey neutral	+\$0
<b>LA</b>	light ash	+\$0
<b>WL</b>	sandstone	+\$0
<b>WN</b>	warm grey neutral	+\$0
<b>HF</b>	inner tone light	+\$0
<b>HM</b>	natural maple	+\$0
<b>HX</b>	aged cherry	+\$0
<b>LU</b>	soft white	+\$0

## Step 8. Leg/Base Finish

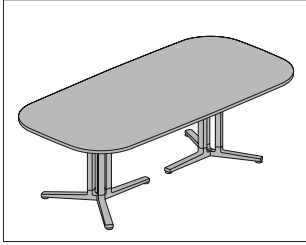
<b>Metallic Paint</b>		
<b>MS</b>	metallic silver	+\$0

## Step 9. Casters/Glides

<b>20</b>	casters	+\$0
<b>57</b>	glides	+\$0

Oval Table

DT1DS.



**Specification Information**

Step 1.

**DT1D**

Step 2. Edge

**S.** squared-edge

Step 3. Depth

**30** 30" deep

**36** 36" deep

**42** 42" deep

Step 4. Width

*For 30" deep (30)*

**48** 48" wide

**60** 60" wide

*For 36" deep (36)*

**60** 60" wide

**72** 72" wide

*For 42" deep (42)*

**72** 72" wide

**84** 84" wide

Step 5. Surface Material

*For squared-edge (S.)*

**M** thermally-fused laminate top/thermoplastic edge

**L** high-pressure laminate top/thermoplastic edge

Step 6. Leg/Base Type

*For 48" wide (48) or 60" wide (60)*

**P** post leg

*For 72" wide (72) or 84" wide (84)*

**P** post leg

Prices for Steps 1-6.

	MP	LP
<b>DT1DS. 30 48</b>	\$1274	1294
<b>60</b>	\$1376	1397
<b>36 60</b>	\$1526	1550
<b>72</b>	\$1754	1781

<b>42 72</b>	\$1877	1906
<b>84</b>	\$1932	1962

Step 7. Top Finish

*For high-pressure laminate top/thermoplastic edge (L)*

<b>76</b>	light brown walnut	+\$0
<b>8Q</b>	folkstone grey	+\$0
<b>91</b>	white	+\$0
<b>98</b>	studio white	+\$0
<b>CL</b>	cool grey neutral	+\$0
<b>HF</b>	inner tone light	+\$0
<b>HM</b>	natural maple	+\$0
<b>HX</b>	aged cherry	+\$0
<b>LA</b>	light ash	+\$0
<b>LU</b>	soft white	+\$0
<b>WL</b>	sandstone	+\$0
<b>WN</b>	warm grey neutral	+\$0

*For thermally-fused laminate top/thermoplastic edge (M)*

<b>8Q</b>	folkstone grey	+\$0
<b>91</b>	white	+\$0
<b>98</b>	studio white	+\$0
<b>HM</b>	natural maple	+\$0
<b>LBA</b>	clear on ash	+\$0
<b>LBB</b>	oak on ash	+\$0
<b>LBC</b>	walnut on ash	+\$0
<b>LBF</b>	neutral twill	+\$0
<b>LBQ</b>	white twill	+\$0
<b>LBU</b>	medium matte walnut	+\$0

Step 8. Edge Finish

<b>76</b>	light brown walnut	+\$0
<b>8Q</b>	folkstone grey	+\$0
<b>91</b>	white	+\$0
<b>98</b>	studio white	+\$0
<b>HF</b>	inner tone light	+\$0
<b>HM</b>	natural maple	+\$0
<b>HX</b>	aged cherry	+\$0
<b>LU</b>	soft white	+\$0
<b>WL</b>	sandstone	+\$0
<b>WN</b>	warm grey neutral	+\$0

Everywhere™ Standard-Height Tables

# Oval Table *continued*

Everywhere™ Standard-Height Tables

## Step 9. Leg/Base Finish

### Metallic Paint

<b>CN</b>	metallic champagne	+\$0
<b>EH</b>	metallic bronze	+\$0
<b>MS</b>	metallic silver	+\$0
<b>SNA</b>	satin aluminum	+\$30
<b>SNB</b>	satin bronze	+\$30
<b>SNC</b>	satin carbon	+\$30

### Sand Texture Paint

<b>BK</b>	black	+\$0
-----------	-------	------

### Smooth Paint

<b>8Q</b>	folkstone grey	+\$0
<b>91</b>	white	+\$0
<b>98</b>	studio white	+\$0
<b>BU</b>	black	+\$0
<b>CL</b>	cool grey neutral	+\$0
<b>G2</b>	graphite satin	+\$0
<b>HF</b>	inner tone light	+\$0
<b>LU</b>	soft white	+\$0
<b>MT</b>	medium tone	+\$0
<b>SG</b>	slate grey	+\$0
<b>WL</b>	sandstone	+\$0
<b>WN</b>	warm grey neutral	+\$0

## Step 10. Casters/Glides

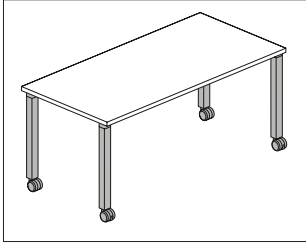
<b>20</b>	casters	+\$0
<b>57</b>	glides	+\$0

## Step 11. Grommets

<b>NTG</b>	no grommet	+\$0
<b>253</b>	cutout for Y1420. or Y1425. - 3 port	+\$27
<b>254</b>	cutout for Y1420. or Y1425. - 5 port	+\$27
<b>255</b>	cutout for Y1420. or Y1425. - 6 port	+\$27

# Standard-Height Table Leg

DT2A.



## Specification Information

Step 1.

**DT2A.**

Step 2. Depth

**18** 18" deep

**24** 24" deep

**30** 30" deep

Step 3. Leg Type

*For 18" deep (18)*

**P** post leg

*For 24" deep (24) or 30" deep (30)*

**P** post leg

Step 4. Table Top Surface Material

*For post leg (P)*

**P** painted table top

**Z** high-pressure laminate or veneer table top

Prices for Steps 1-4.

	<b>P</b>	<b>Z</b>
<b>DT2A. 18 P</b>	\$780	780
<b>24 P</b>	\$780	780
<b>30 P</b>	\$780	780

Step 5. Leg Finish

Metallic Paint

**CN** metallic champagne +\$0

**EH** metallic bronze +\$0

**MS** metallic silver +\$0

**SNA** satin aluminum +\$30

**SNB** satin bronze +\$30

**SNC** satin carbon +\$30

Sand Texture Paint

**BK** black +\$0

Smooth Paint

**8Q** folkstone grey +\$0

**91** white +\$0

**98** studio white +\$0

**BU** black umber +\$0

**CL** cool grey neutral +\$0

**G2** graphite satin +\$0

**HF** inner tone light +\$0

**LU** soft white +\$0

**MT** medium tone +\$0

**SG** slate grey +\$0

**WL** sandstone +\$0

**WN** warm grey neutral +\$0

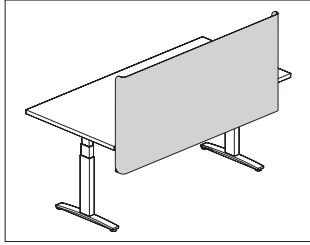
Step 6. Casters/Glides

**20** casters +\$0

**57** glides +\$0

Everywhere™ Standard-Height Table Legs and Bases

**Metal Straight Screen, Surface Attached with Modesty** **YT250.**



**Specification Information**

Step 1.  
**YT250.**

Step 2. Height

**A** 11" high

Step 3. Width

**34** 34" wide

**46** 46" wide

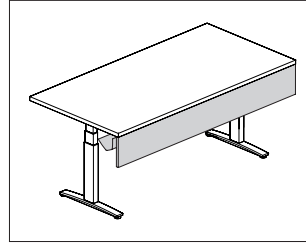
Prices for Steps 1-3.

	<b>34</b>	<b>46</b>
<b>YT250. A</b>	\$422	449

Step 4. Screen Finish

<b>SNB</b>	satin bronze	+\$10
<b>91</b>	white	+\$0
<b>98</b>	studio white	+\$0
<b>G1</b>	graphite	+\$0
<b>MS</b>	metallic silver	+\$0

**Modesty Panel** **Y1113.**



**Specification Information**

Step 1.  
**Y1113.**

Step 2. Width

**60** 60" wide

Step 3. Cable Trough

**Y** with added cable trough

Step 4. Surface Material

**L** thermally-fused laminate top/thermoplastic edge

Prices for Steps 1-4.

	<b>L</b>
<b>Y1113. 60 Y</b>	\$820

Step 5. Finish

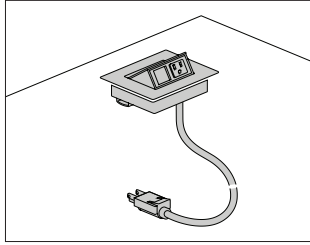
<b>98</b>	studio white	+\$0
<b>G1</b>	graphite	+\$0

Step 6. Edge Finish

<b>98</b>	studio white	+\$0
<b>G2</b>	graphite satin	+\$0

Connect™-S200

Y1322.



Specification Information

Step 1.

**Y1322.**

Step 2. Configuration

- 1** 1 simplex receptacle, 1 data opening
- 2** 2 simplex receptacles

Step 3. Power Type

- A** power cord with plug end
- B** conduit with open end, for hard-wiring

Step 4. Cord/Conduit Length

- 03** 3' cord/conduit
- 06** 6' cord/conduit
- 10** 10' cord/conduit
- 20** 20' cord/conduit

Prices for Steps 1-4.

		<b>03</b>	<b>06</b>	<b>10</b>	<b>20</b>
<b>Y1322. 1</b>	<b>A</b>	\$344	344	356	424
	<b>B</b>	\$416	416	428	494
<b>2</b>	<b>A</b>	\$363	363	377	445
	<b>B</b>	\$436	436	451	519

Step 5. Wiring Type

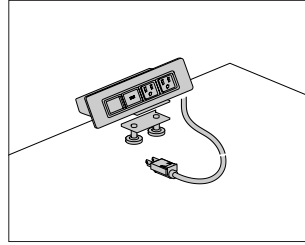
- 4Z** standard +\$0

Step 6. Finish

- OH** black +\$0
- OI** silver +\$0
- OJ** white +\$0

Connect™-S300

Y1323.



Specification Information

Step 1.

**Y1323.**

Step 2. Configuration

- 3** 2 simplex receptacles, 2 data openings
- 4** 3 simplex receptacles, 3 data openings
- 5** 2 simplex receptacles, 1 data opening, 1 charging USB port
- 6** 3 simplex receptacles, 2 data opening, 1 charging USB port

Step 3. Power Type

- A** power cord with plug end
- B** conduit with open end, for hard-wiring

Step 4. Cord/Conduit Length

- 03** 3' cord/conduit
- 06** 6' cord/conduit
- 10** 10' cord/conduit
- 20** 20' cord/conduit

Step 5. Attachment

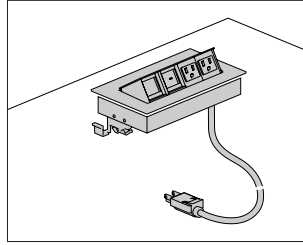
- G** grommet mount
- S** surface clamp

Prices for Steps 1-5.

		<b>03G</b>	<b>03S</b>	<b>06G</b>	<b>06S</b>	<b>10G</b>	<b>10S</b>
<b>Y1323. 3</b>	<b>A</b>	\$390	390	390	390	407	407
	<b>B</b>	\$464	464	464	464	480	480
<b>4</b>	<b>A</b>	\$486	486	486	486	499	499
	<b>B</b>	\$564	564	564	564	577	577
<b>5</b>	<b>A</b>	\$546	546	546	546	562	562
	<b>B</b>	\$623	623	623	623	634	634
<b>6</b>	<b>A</b>	\$641	641	641	641	658	658
	<b>B</b>	\$719	719	719	719	733	733

		<b>20G</b>	<b>20S</b>
<b>Y1323. 3</b>	<b>A</b>	\$474	474
	<b>B</b>	\$544	544
<b>4</b>	<b>A</b>	\$570	570
	<b>B</b>	\$641	641
<b>5</b>	<b>A</b>	\$629	629
	<b>B</b>	\$728	728
<b>6</b>	<b>A</b>	\$723	723
	<b>B</b>	\$828	828

Everywhere™ Power and Data Support



Step 6. Finish		
<b>OH</b>	black	+\$0
<b>OI</b>	silver	+\$0
<b>OJ</b>	white	+\$0

**Specification Information**

Step 1.

**Y1324.**

Step 2. Configuration

<b>3</b>	2 simplex receptacles, 2 data openings
<b>5</b>	3 simplex receptacles, 4 data openings
<b>6</b>	2 simplex receptacles, 1 data opening, 1 charging USB port
<b>7</b>	3 simplex receptacles, 3 data opening, 1 charging USB port
<b>8</b>	3 simplex receptacles, 2 data opening, 2 charging USB ports

Step 3. Power Type

<b>A</b>	power cord with plug end
<b>B</b>	conduit with open end, for hard-wiring

Step 4. Cord/Conduit Length

<b>03</b>	3' cord/conduit
<b>06</b>	6' cord/conduit
<b>10</b>	10' cord/conduit
<b>20</b>	20' cord/conduit

Prices for Steps 1-4.

		<b>03</b>	<b>06</b>	<b>10</b>	<b>20</b>
<b>Y1324. 3</b>	<b>A</b>	\$544	544	559	627
	<b>B</b>	\$618	618	634	700
<b>5</b>	<b>A</b>	\$699	699	713	779
	<b>B</b>	\$773	773	782	848
<b>6</b>	<b>A</b>	\$700	700	713	779
	<b>B</b>	\$776	776	790	858
<b>7</b>	<b>A</b>	\$854	854	871	938
	<b>B</b>	\$931	931	941	1006
<b>8</b>	<b>A</b>	\$1010	1010	1024	1093
	<b>B</b>	\$1087	1087	1097	1161

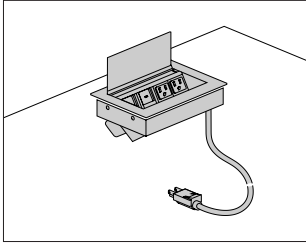
Step 5. Wiring Type

<b>4Z</b>	standard	+\$0
-----------	----------	------

Step 6. Finish

<b>OK</b>	silver anodized	+\$0
-----------	-----------------	------





**Specification Information**

Step 1.

**Y1325.**

Step 2. Configuration

- 3** 2 simplex receptacles, 2 data openings
- 7** 3 simplex receptacles, 3 data openings
- 5** 2 simplex receptacles, 1 data opening, 1 charging USB port
- 6** 3 simplex receptacles, 2 data opening, 1 charging USB port

Step 3. Power Type

- A** power cord with plug end
- B** conduit with open end, for hard-wiring

Step 4. Cord/Conduit Length

- 03** 3' cord/conduit
- 06** 6' cord/conduit
- 10** 10' cord/conduit
- 20** 20' cord/conduit

Prices for Steps 1-4.

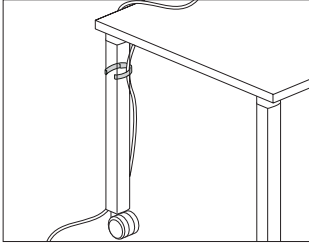
		<b>03</b>	<b>06</b>	<b>10</b>	<b>20</b>
<b>Y1325. 3</b>	<b>A</b>	\$640	640	657	722
	<b>B</b>	\$717	717	728	795
<b>7</b>	<b>A</b>	\$736	736	754	819
	<b>B</b>	\$813	813	827	895
<b>5</b>	<b>A</b>	\$800	800	813	879
	<b>B</b>	\$874	874	886	951
<b>6</b>	<b>A</b>	\$895	895	908	977
	<b>B</b>	\$968	968	984	1049

Step 5. Finish

- OK** silver anodized +\$0

Cable Management Clip

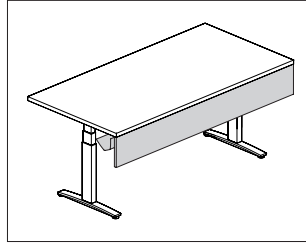
DT9A.



Specification Information	
Step 1.	
<b>DT9A.</b>	\$57

Modesty Panel

Y1113.



Specification Information	
Step 1.	
<b>Y1113.</b>	

Step 2. Width	
<b>60</b>	60" wide

Step 3. Cable Trough	
<b>Y</b>	with added cable trough

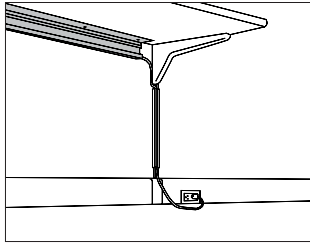
Step 4. Surface Material	
<b>L</b>	thermally-fused laminate top/thermoplastic edge

Prices for Steps 1-4.	
	<b>L</b>
<b>Y1113. 60 Y</b>	\$820

Step 5. Finish		
<b>98</b>	studio white	+\$0
<b>G1</b>	graphite	+\$0

Step 6. Edge Finish		
<b>98</b>	studio white	+\$0
<b>G2</b>	graphite satin	+\$0

Cable Management Trough, Work Surface Suspended AO382.



Specification Information

Step 1.

**AO382.**

Step 2. Width

**30** 30" wide

**40** 40" wide

Prices for Steps 1-2.

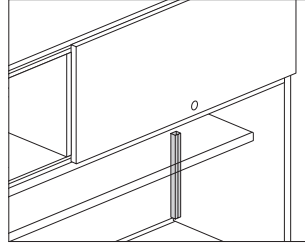
<b>AO382. 30</b>	\$115
<b>40</b>	\$141

Step 3. Surface Finish

<b>BU</b> black umber	+\$0
<b>MT</b> medium tone	+\$0

Cord Manager FV984.

FV984.



Specification Information

Step 1.

**FV984.**

Step 2. Height

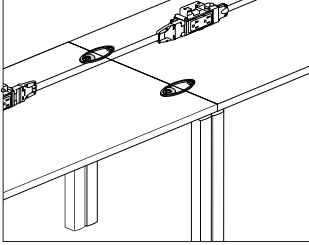
**12** 12" high

**24** 24" high

Prices for Steps 1-2.

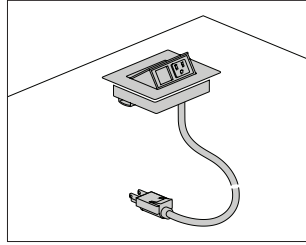
<b>FV984. 12</b>	\$109
<b>24</b>	\$168

**Connect™-Ganging Bracket Kit Y1338.**



**Specification Information**  
 Step 1.  
**Y1338.** \$111

**Connect™-S200 Y1322.**



**Specification Information**  
 Step 1.  
**Y1322.**

**Step 2. Configuration**

- 1** 1 simplex receptacle, 1 data opening
- 2** 2 simplex receptacles

**Step 3. Power Type**

- A** power cord with plug end
- B** conduit with open end, for hard-wiring

**Step 4. Cord/Conduit Length**

- 03** 3' cord/conduit
- 06** 6' cord/conduit
- 10** 10' cord/conduit
- 20** 20' cord/conduit

**Prices for Steps 1-4.**

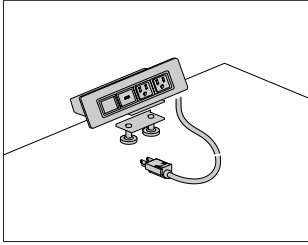
		<b>03</b>	<b>06</b>	<b>10</b>	<b>20</b>
<b>Y1322. 1</b>	<b>A</b>	\$344	344	356	424
	<b>B</b>	\$416	416	428	494
<b>2</b>	<b>A</b>	\$363	363	377	445
	<b>B</b>	\$436	436	451	519

**Step 5. Wiring Type**

- 4Z** standard +\$0

**Step 6. Finish**

- 0H** black +\$0
- 0I** silver +\$0
- 0J** white +\$0



**Specification Information**

Step 1.  
**Y1323.**

**Step 2. Configuration**

- 3** 2 simplex receptacles, 2 data openings
- 4** 3 simplex receptacles, 3 data openings
- 5** 2 simplex receptacles, 1 data opening, 1 charging USB port
- 6** 3 simplex receptacles, 2 data opening, 1 charging USB port

**Step 3. Power Type**

- A** power cord with plug end
- B** conduit with open end, for hard-wiring

**Step 4. Cord/Conduit Length**

- 03** 3' cord/conduit
- 06** 6' cord/conduit
- 10** 10' cord/conduit
- 20** 20' cord/conduit

**Step 5. Attachment**

- G** grommet mount
- S** surface clamp

**Prices for Steps 1-5.**

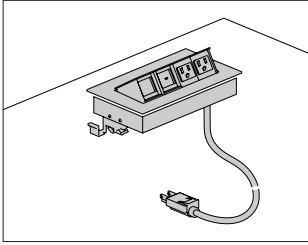
		<b>03G</b>	<b>03S</b>	<b>06G</b>	<b>06S</b>	<b>10G</b>	<b>10S</b>
<b>Y1323. 3</b>	<b>A</b>	\$390	390	390	390	407	407
	<b>B</b>	\$464	464	464	464	480	480
<b>4</b>	<b>A</b>	\$486	486	486	486	499	499
	<b>B</b>	\$564	564	564	564	577	577
<b>5</b>	<b>A</b>	\$546	546	546	546	562	562
	<b>B</b>	\$623	623	623	623	634	634
<b>6</b>	<b>A</b>	\$641	641	641	641	658	658
	<b>B</b>	\$719	719	719	719	733	733
				<b>20G</b>	<b>20S</b>		
<b>Y1323. 3</b>	<b>A</b>			\$474	474		
	<b>B</b>			\$544	544		
<b>4</b>	<b>A</b>			\$570	570		
	<b>B</b>			\$641	641		
<b>5</b>	<b>A</b>			\$629	629		
	<b>B</b>			\$728	728		
<b>6</b>	<b>A</b>			\$723	723		
	<b>B</b>			\$828	828		

**Step 6. Finish**

- OH** black +\$0
- OI** silver +\$0
- OJ** white +\$0

Connect™-S400

Y1324.



Specification Information

Step 1.

**Y1324.**

Step 2. Configuration

<b>3</b>	2 simplex receptacles, 2 data openings
<b>5</b>	3 simplex receptacles, 4 data openings
<b>6</b>	2 simplex receptacles, 1 data opening, 1 charging USB port
<b>7</b>	3 simplex receptacles, 3 data opening, 1 charging USB port
<b>8</b>	3 simplex receptacles, 2 data opening, 2 charging USB ports

Step 3. Power Type

<b>A</b>	power cord with plug end
<b>B</b>	conduit with open end, for hard-wiring

Step 4. Cord/Conduit Length

<b>03</b>	3' cord/conduit
<b>06</b>	6' cord/conduit
<b>10</b>	10' cord/conduit
<b>20</b>	20' cord/conduit

Prices for Steps 1-4.

		<b>03</b>	<b>06</b>	<b>10</b>	<b>20</b>
<b>Y1324. 3</b>	<b>A</b>	\$544	544	559	627
	<b>B</b>	\$618	618	634	700
<b>5</b>	<b>A</b>	\$699	699	713	779
	<b>B</b>	\$773	773	782	848
<b>6</b>	<b>A</b>	\$700	700	713	779
	<b>B</b>	\$776	776	790	858
<b>7</b>	<b>A</b>	\$854	854	871	938
	<b>B</b>	\$931	931	941	1006
<b>8</b>	<b>A</b>	\$1010	1010	1024	1093
	<b>B</b>	\$1087	1087	1097	1161

Step 5. Wiring Type

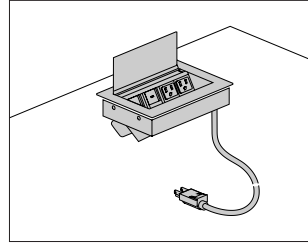
<b>4Z</b>	standard	+\$0
-----------	----------	------

Step 6. Finish

<b>OK</b>	silver anodized	+\$0
-----------	-----------------	------

Connect™-S500

Y1325.



Specification Information

Step 1.

**Y1325.**

Step 2. Configuration

<b>3</b>	2 simplex receptacles, 2 data openings
<b>7</b>	3 simplex receptacles, 3 data openings
<b>5</b>	2 simplex receptacles, 1 data opening, 1 charging USB port
<b>6</b>	3 simplex receptacles, 2 data opening, 1 charging USB port

Step 3. Power Type

<b>A</b>	power cord with plug end
<b>B</b>	conduit with open end, for hard-wiring

Step 4. Cord/Conduit Length

<b>03</b>	3' cord/conduit
<b>06</b>	6' cord/conduit
<b>10</b>	10' cord/conduit
<b>20</b>	20' cord/conduit

Prices for Steps 1-4.

		<b>03</b>	<b>06</b>	<b>10</b>	<b>20</b>
<b>Y1325. 3</b>	<b>A</b>	\$640	640	657	722
	<b>B</b>	\$717	717	728	795
<b>7</b>	<b>A</b>	\$736	736	754	819
	<b>B</b>	\$813	813	827	895
<b>5</b>	<b>A</b>	\$800	800	813	879
	<b>B</b>	\$874	874	886	951
<b>6</b>	<b>A</b>	\$895	895	908	977
	<b>B</b>	\$968	968	984	1049

Step 5. Finish

<b>OK</b>	silver anodized	+\$0
-----------	-----------------	------

Everywhere™ Accessories

# Index by Product Name

<b>Everywhere™ Tables 10-Day or Less</b>	
Cable Management Clip	page(s) 18
Cable Management Trough, Work Surface Suspended	19
Connect™-Ganging Bracket Kit	20
Connect™-S200	15, 20
Connect™-S300	15, 21
Connect™-S400	16, 22
Connect™-S500	17, 22
Cord Manager	19
Metal Straight Screen, Surface Attached with Modesty	14
Modesty Panel	14, 18
Oval Table	11
Rectangular Table	5
Round Table	9
Square Table	7
Standard-Height Table Leg	13





# Index by Product Number

A0382. Cable Management Trough, Work Surface	
Suspended	page(s) 19
DT1AS. Rectangular Table	5
DT1BS. Square Table	7
DT1CS. Round Table	9
DT1DS. Oval Table	11
DT2A. Standard-Height Table Leg	13
DT9A. Cable Management Clip	18
FV984. Cord Manager	19
Y1113. Modesty Panel	14, 18
Y1322. Connect™-S200	15, 20
Y1323. Connect™-S300	15, 21
Y1324. Connect™-S400	16, 22
Y1325. Connect™-S500	17, 22
Y1338. Connect™-Ganging Bracket Kit	20
YT250. Metal Straight Screen, Surface Attached with Modesty	14



# 10-Day or Less Order Information

## 10-Day or Less Program

10-day or less products are designed for established Herman Miller dealers with pre-approved credit.

Products are distributed from multiple West Michigan manufacturing facilities. These include Holland, Spring Lake, and Zeeland. Orders will be shipped within 10 business days or less from the date of Herman Miller acknowledgement.

## Ordering Procedures

1. Please place orders through Order Manager. If this is not available to you, place orders through mail or fax. Verbal purchase orders will not be accepted.  
Order Entry fax number for Meridian® Filing and Storage:  
(616) 846 9236.  
Order Entry fax number for all other products:  
(616) 654 3085.
2. Orders must be clearly marked “10-day or less program” and include only 10-day or less products. Orders not marked this way will be processed under standard lead times. Orders for standard lead times must be placed on a separate purchase order.
3. Only fabrics and finishes listed with each product are available through the 10-day or less program.
4. For any 10-day or less project over \$250,000 list price, please contact your Customer Care representative within 48 hours of order entry to reserve lead time.
5. For more information, contact your Customer Care representative at: (866) 854 3048 ext 3400.

## Shipments and Delivery

Per Herman Miller Terms and Conditions.

## Changes and Cancellation

Per Herman Miller Terms and Conditions.

For more information about our products and services or to see a list of dealers, please visit us at [HermanMiller.com](http://HermanMiller.com) or call (800) 851 1196.

© 2022 Herman Miller, Inc., Zeeland, Michigan

#### Distribution Rights

Working together since 1956, Herman Miller and Vitra are the authentic sources of designs by Charles and Ray Eames, Alexander Girard, and George Nelson. All the designs shown in this book are protected by law. Herman Miller has obtained all rights to make and sell these designs. Also, Herman Miller holds exclusive worldwide manufacturing and distribution rights for these products with the following exceptions:

Charles and Ray Eames, George Nelson, and Alexander Girard—Worldwide distribution rights for furniture in all areas except Europe and the Middle East. For those areas, please contact Vitra.

Isamu Noguchi—Worldwide distribution rights for the Noguchi Rudder Table. Distribution rights for the Noguchi Table in North America and Central America only. For all other areas, please contact Vitra.

Magis—Exclusive distribution rights in the US and Canada. For all other areas, please contact Magis.

© HermanMiller, 3D Intelligent, AO, Action Office, Aeron, ArcSpan, Aside, Avall, Bubble Lamps, Canvas Office Landscape, Caper, Celle, Cosm, Co/Struc, Daisyone, Distil, Eames, Eco-Dematerialized, Embody, Envelop, Ethospace, Exclave, Fine-Tune, FlexFront, Flo, Formcoat, Formwork, Ground Cloth, Herman Miller for the Home, Herman Miller for Healthcare, Intersect, Kinemat, Layout Studio, Lifework, Limerick, Lino, Live Unframed, Living Office, Maharam, Meridian, Mirra, Motia, Nelson, Pellicle, Perspectives, Plex, PostureFit, PostureFit SL, Prospects, Public Office Landscape, Resolve, Rodney, Sayl, Setu, Tu, Ubi, Verus, Wishbone, and Y-Tower are among the registered trademarks of Herman Miller, Inc., and its owned subsidiaries.

8Z Pellicle, About Face, AireWeave, Albert, Ambit, Backfit, Bubleback, Burdick Group, Butterfly Back, Cellular Suspension, Clam, Commend, Compass, Connect, DOT, Duracare, Durawrap, EnhancedAccess, Everywhere, Flex-Edge, Flute, Harmonic, Headway, Herman Miller Select, Hopsak 2, Intent, Iota, Jaw, Keyless Entry, Keyn Chair Group by Herman Miller, Latitude, Locale, Logic Mini, Logic Power Access Solutions, Live Platform, Loop, Lyris, Lyris 2, Made-to-Measure Storage, Mora, Multiscrim, Nevi, OE1 Workspace Collection, Overlay, Pari, Pixelated Support, Pronta Stacking Chairs by Herman Miller, Prospect, Renew, Sense, Soft Pad, Stackable, Stackable Storage, Striad, Swoop, Thrive, Tone, TriFlex, Twist, Vista, Wireframe, and Zeph are among the trademarks of Herman Miller, Inc., and its owned subsidiaries.

SM Herman Miller Options is among the service marks of Herman Miller, Inc.

AAP™ is a trademark of Extron Electronics.

Alexander Girard® is a registered trademark of The Alexander Girard Estate.

Chemsurf® is a registered trademark of Wilsonart International.

Corian® is a registered trademark of E. I. du Pont de Nemours and Company Corporation.

Crypton® is a registered trademark of Crypton, Inc.

DACRON® is a registered trademark of INVISTA S.a.r.l.

Danzer® is a registered trademark of Danzer Holding AG.

Decora® is a registered trademark of Leviton Manufacturing Co., Inc.

Edelman® Leather is a registered trademark of Edelman Leather, Inc.

Extron® is a registered trademark of RGB Systems, Inc.

FENIX NTM® is a registered trademark of Arpa Industriale S.p.A.

FLEXNET™ is a trademark of Milliken & Company.

Floor Saver Glide® is a registered trademark of Carpin Manufacturing, Inc.

Forest Stewardship Council® is a registered trademark of the Forest Stewardship Council A.C. (FSC). We are FSC® certified (FSC® C102895).

FSC® is a registered trademark of the Forest Stewardship Council A.C. (FSC).

Geiger® is a registered trademark, and Bumper™, Saiba™, and Ward Bennett™ are trademarks, of Geiger International.

Hang-It-All® is a registered trademark of Lucia Eames Demetrios, d.b.a. Eames Office.

Holophane® is a registered trademark of Holophane.

Ingeo™ is a trademark of Cargill Dow LLC.

iPad® and Mac mini® are registered trademarks of Apple Inc.

Leviton® is a registered trademark of Leviton Manufacturing Co., Inc.

LifeSize® is a registered trademark of LifeSize Communications, Inc.

Logitech G® is a registered trademark of Logitech International S.A.

Magis®, Bombo®, and Me Too® are registered trademarks of Magis S.p.A.

MicrobeCare™ is a trademark of Parasol Medical LLC.

Microsoft® and Natural® Keyboard are registered trademarks of Microsoft Corporation.

Noguchi® and the Noguchi table configuration (trade dress) are registered trademarks, and Rudder Table™ is a trademark, of The Isamu Noguchi Foundation and Garden Museum.

Place Textiles® is a registered trademark of Place Textiles.

Sunbrella® is a registered trademark of Glen Raven, Inc.

SuperSeat™ is a trademark of Dahti Seating, a division of ITW.

Valor™ and Whisk™ are among the trademarks owned by Nemschoff, Inc.