



Prices effective June 7, 2021

Published August 2021

# Storage

## 10-Day or Less

<b>Introduction</b>	<b>page 2</b>
<b>Tu® Storage 10-Day or Less</b>	<b>3</b>
Metal Storage	5
Wood Storage	32
<b>Meridian® Storage 10-Day or Less</b>	<b>33</b>
Lateral Files	35
Pedestals	41
Storage Cases	51
Bookcases	53
<b>Indices</b>	<b>55</b>
By Name	55
By Number	57
<b>Appendices</b>	
10-Day or Less Order Information	
10-Day Keyed-Alike Information	
Proprietary Textiles Application Chart - 10-Day Seating	
Proprietary Textile Colors - 10-Day Seating	
<b>For the latest materials information, refer to the Materials pages on HermanMiller.com.</b>	

# Introduction

## **A Note on the Organization of This Book**

There are a few signals that will help you understand the organization of this book. Once you know them, you should be able to find your way around easily.

### **Like a newspaper, this book is formatted with columns of text and illustrations that run vertically.**

Information wraps from one column to the next and continues for as many pages as it needs to.

### **Black bars are clues.**

A black bar at the top of a page signals the start of information about a product.

Specification Information, which always begins at the top of a column, includes a series of steps. Each step represents a decision you need to make in order to complete your product number. Steps must be followed sequentially. The number of pages needed to complete information on a product varies; some will be complete in one page; others may fill three or four pages. Just continue going through the steps until you run into the next product, signaled by the black bar at the top of the page.

Black tabs running along the outside edge of the page help you locate what section you are in or what section you want to go to. You can thumb forwards or backwards to find a section; tabs and text appear on both sides of the page.

The additional pages in the back of the book include the appendices and indices. They are signaled by a long black bar running along the outside edge of the page.

### **The index is presented two ways.**

The first index is in alphabetical order by product name. It can be helpful if you are new to the products and numbering scheme or if you are looking for a type of product, such as work chair or round table.

The second index is by product number. It lists, in alphanumeric order, the base product number, typically a five-digit number.

## **General Information**

This book is effective June 7, 2021, subject to change without notice. Products may be purchased from authorized Herman Miller dealers who will quote prices upon request. For more information about our products and services or to see a list of dealers, visit [www.HermanMiller.com](http://www.HermanMiller.com).

All prices are list prices. Additional services, such as planning services, design, storage, and installation, are not included and must be added to these prices when the additional services are requested.

Illustrations, specifications, and prices are based on the latest information at the time of publication. The right is reserved to make changes at any time without notice in prices, fabrics, finishes, materials, specifications, and models, and also to discontinue models and finishes.

For additional product information such as dimensional drawings and product descriptions, refer to the standard price books.

Service problems are normally handled by a Herman Miller authorized dealer. Where this cannot be accomplished on a local level, service problems should be referred to the Customer Care Representative for your region, Herman Miller, Inc., Zeeland, Michigan 49464.

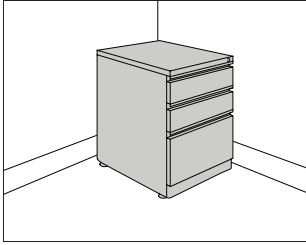
**Metal Storage**

**Wood Storage**



# W-Pull Freestanding Pedestal

LW100.



## Specification Information

Step 1.

**LW100.**

Step 2. Depth

<b>20</b>	20" deep
<b>24</b>	24" deep
<b>28</b>	28" deep

Step 3. Configuration

<b>BBF</b>	box/box/file
<b>FF</b>	file/file

Prices for Steps 1-3.

	<b>BBF</b>	<b>FF</b>
<b>LW100. 20</b>	\$605	554
<b>24</b>	\$619	570
<b>28</b>	\$695	641

Step 4. Slides

*For 20" deep (20) with box/box/file (BBF)*

<b>SR</b>	3/4-extension roller slides on box drawer, full-extension ball bearing on file drawer	+\$0
-----------	---	------

*For 24" deep (24) or 28" deep (28) with box/box/file (BBF)*

<b>SR</b>	3/4-extension roller slides on box drawer, full-extension ball bearing on file drawer	+\$0
-----------	---	------

*For 20" deep (20) with file/file (FF)*

<b>SB</b>	full-extension ball-bearing	+\$0
-----------	-----------------------------	------

*For 24" deep (24) or 28" deep (28) with file/file (FF)*

<b>SB</b>	full-extension ball-bearing	+\$0
-----------	-----------------------------	------

Step 5. Paint/Steel Type

<b>SS</b>	smooth paint on smooth steel	+\$0
<b>XS</b>	textured paint on smooth steel	+\$0

Step 6. Surface Finish

*For smooth paint on smooth steel (SS)*

<b>SNA</b>	satin aluminum	+\$60
<b>SNB</b>	satin bronze	+\$60
<b>SNC</b>	satin carbon	+\$60

*For smooth paint on smooth steel (SS)*

<b>8Q</b>	folkstone grey	+\$0
<b>98</b>	studio white	+\$0
<b>BU</b>	black umber	+\$0
<b>CN</b>	metallic champagne	+\$0
<b>EH</b>	metallic bronze	+\$0
<b>HF</b>	inner tone light	+\$0
<b>LT</b>	light tone	+\$0
<b>LU</b>	soft white	+\$0
<b>MS</b>	metallic silver	+\$0
<b>MT</b>	medium tone	+\$0
<b>WL</b>	sandstone	+\$0

Sand Texture Paint

*For textured paint on smooth steel (XS)*

<b>91</b>	white	+\$0
<b>98</b>	studio white	+\$0
<b>BK</b>	black	+\$0
<b>CL</b>	cool grey neutral	+\$0
<b>G1</b>	graphite	+\$0
<b>WN</b>	warm grey neutral	+\$0

Step 7. Lock

<b>KA</b>	keyed alike	+\$0
<b>KC</b>	keyed differently, chrome	+\$0
<b>KD</b>	keyed differently, black	+\$0

Step 8. Base Height

<b>1F</b>	standard height	+\$0
<b>2F</b>	raised height	+\$0

Step 9. Drawer Interior

*For 20" deep (20) or 24" deep (24) with box/box/file (BBF)*

<b>NN</b>	none	+\$0
<b>3M</b>	drawer divider in one box drawer, pencil tray in one box drawer, 2 file converters in file drawer	+\$25

*For 28" deep (28) with box/box/file (BBF)*

<b>NN</b>	none	+\$0
<b>3M</b>	drawer divider in one box drawer, pencil tray in one box drawer, 2 file converters in file drawer	+\$25

*For 20" deep (20) or 24" deep (24) with file/file (FF)*

<b>NN</b>	none	+\$0
<b>1M</b>	2 file converters in each file drawer	+\$25

## W-Pull Freestanding Pedestal

continued

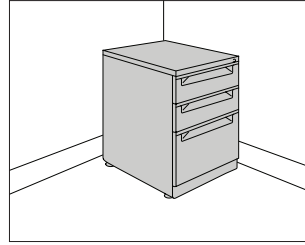
Tu® Metal Storage

For 28" deep (28) with file/file (FF)

<b>NN</b>	none	+\$0
<b>1M</b>	2 file converters in each file drawer	+\$25

## V-Pull Freestanding Pedestal

LV100.



### Specification Information

Step 1.

**LV100.**

Step 2. Depth

<b>20</b>	20" deep
<b>24</b>	24" deep
<b>28</b>	28" deep

Step 3. Configuration

<b>BBF</b>	box/box/file
<b>FF</b>	file/file

Prices for Steps 1-3.

	<b>BBF</b>	<b>FF</b>
<b>LV100. 20</b>	\$621	572
<b>24</b>	\$640	585
<b>28</b>	\$717	657

Step 4. Slides

For 20" deep (20) with box/box/file (BBF)

<b>SR</b>	$\frac{3}{4}$ -extension roller slides on box drawer, full-extension ball bearing on file drawer	+\$0
<b>SB</b>	full-extension ball-bearing	+\$50

For 24" deep (24) or 28" deep (28) with box/box/file (BBF)

<b>SR</b>	$\frac{3}{4}$ -extension roller slides on box drawer, full-extension ball bearing on file drawer	+\$0
-----------	--	------

For 20" deep (20) with file/file (FF)

<b>SB</b>	full-extension ball-bearing	+\$0
-----------	-----------------------------	------

For 24" deep (24) or 28" deep (28) with file/file (FF)

<b>SB</b>	full-extension ball-bearing	+\$0
-----------	-----------------------------	------

Step 5. Paint/Steel Type

<b>SS</b>	smooth paint on smooth steel	+\$0
<b>XS</b>	textured paint on smooth steel	+\$0

Step 6. Surface Finish

For smooth paint on smooth steel (SS)

<b>SNA</b>	satin aluminum	+\$60
<b>SNB</b>	satin bronze	+\$60
<b>SNC</b>	satin carbon	+\$60

## V-Pull Freestanding Pedestal

continued

### For smooth paint on smooth steel (SS)

<b>8Q</b>	folkstone grey	+\$0
<b>98</b>	studio white	+\$0
<b>BU</b>	black umber	+\$0
<b>CN</b>	metallic champagne	+\$0
<b>EH</b>	metallic bronze	+\$0
<b>HF</b>	inner tone light	+\$0
<b>LT</b>	light tone	+\$0
<b>LU</b>	soft white	+\$0
<b>MS</b>	metallic silver	+\$0
<b>MT</b>	medium tone	+\$0
<b>WL</b>	sandstone	+\$0

### Step 7. Lock

<b>KA</b>	keyed alike	+\$0
<b>KC</b>	keyed differently, chrome	+\$0
<b>KD</b>	keyed differently, black	+\$0

### Step 8. Base Height

<b>1F</b>	standard height	+\$0
<b>2F</b>	raised height	+\$0

### Step 9. Drawer Interior

#### For 20" deep (20) or 24" deep (24) with box/box/file (BBF)

<b>NN</b>	none	+\$0
<b>3M</b>	drawer divider in one box drawer, pencil tray in one box drawer, 2 file converters in file drawer	+\$25

#### For 28" deep (28) with box/box/file (BBF)

<b>NN</b>	none	+\$0
<b>3M</b>	drawer divider in one box drawer, pencil tray in one box drawer, 2 file converters in file drawer	+\$25

#### For 20" deep (20) or 24" deep (24) with file/file (FF)

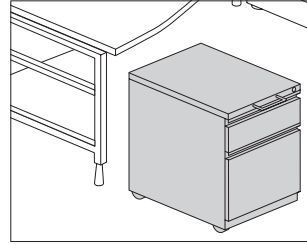
<b>NN</b>	none	+\$0
<b>1M</b>	2 file converters in each file drawer	+\$25

#### For 28" deep (28) with file/file (FF)

<b>NN</b>	none	+\$0
<b>1M</b>	2 file converters in each file drawer	+\$25

## W-Pull Mobile Pedestal

LW110.



### Specification Information

#### Step 1.

**LW110.**

#### Step 2. Depth

<b>20</b>	20" deep
<b>24</b>	24" deep

#### Step 3. Configuration

##### For 20" deep (20)

<b>BBF</b>	box/box/file
<b>BF</b>	box/file
<b>FF</b>	file/file

##### For 24" deep (24)

<b>BBF</b>	box/box/file
<b>FF</b>	file/file

#### Prices for Steps 1-3.

	<b>BBF</b>	<b>BF</b>	<b>FF</b>
<b>LW110. 20</b>	\$658	554	599
<b>24</b>	\$663	—	607

#### Step 4. Slides

##### For box/box/file (BBF)

<b>SR</b>	3/4-extension roller slides on box drawer, full-extension ball bearing on file drawer	+\$0
<b>SB</b>	full-extension ball-bearing	+\$50

##### For box/file (BF)

<b>SR</b>	3/4-extension roller slides on box drawer, full-extension ball bearing on file drawer	+\$0
-----------	---	------

##### For file/file (FF)

<b>SB</b>	full-extension ball-bearing	+\$0
-----------	-----------------------------	------

#### Step 5. Paint/Steel Type

<b>SS</b>	smooth paint on smooth steel	+\$0
<b>XS</b>	textured paint on smooth steel	+\$0

# W-Pull Mobile Pedestal *continued*

Tur® Metal Storage

## Step 6. Surface Finish

### *For smooth paint on smooth steel (SS)*

<b>SNA</b>	satin aluminum	+\$60
<b>SNB</b>	satin bronze	+\$60
<b>SNC</b>	satin carbon	+\$60

### *For smooth paint on smooth steel (SS)*

<b>8Q</b>	folkstone grey	+\$0
<b>98</b>	studio white	+\$0
<b>BU</b>	black umber	+\$0
<b>CN</b>	metallic champagne	+\$0
<b>EH</b>	metallic bronze	+\$0
<b>HF</b>	inner tone light	+\$0
<b>LT</b>	light tone	+\$0
<b>LU</b>	soft white	+\$0
<b>MS</b>	metallic silver	+\$0
<b>MT</b>	medium tone	+\$0
<b>WL</b>	sandstone	+\$0

## Sand Texture Paint

### *For textured paint on smooth steel (XS)*

<b>91</b>	white	+\$0
<b>98</b>	studio white	+\$0
<b>BK</b>	black	+\$0
<b>CL</b>	cool grey neutral	+\$0
<b>G1</b>	graphite	+\$0
<b>WN</b>	warm grey neutral	+\$0

## Step 7. Lock

<b>KA</b>	keyed alike	+\$0
<b>KC</b>	keyed differently, chrome	+\$0
<b>KD</b>	keyed differently, black	+\$0

## Step 8. Drawer Interior

### *For box/box/file (BBF)*

<b>NN</b>	none	+\$0
<b>3M</b>	drawer divider in one box drawer, pencil tray in one box drawer, 2 file converters in file drawer	+\$25

### *For box/file (BF)*

<b>NN</b>	none	+\$0
<b>5M</b>	pencil tray in box drawer, 2 file converters in file drawer	+\$20

### *For file/file (FF)*

<b>NN</b>	none	+\$0
<b>1M</b>	2 file converters in each file drawer	+\$25

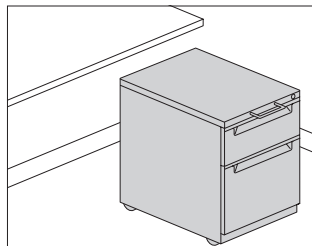
## Step 9. Handle

<b>HN</b>	no hand grip	+\$0
<b>H1</b>	hand grip only	+\$48



# V-Pull Mobile Pedestal

LV110.



## Specification Information

Step 1.

**LV110.**

Step 2. Depth

**20** 20" deep

**24** 24" deep

Step 3. Configuration

*For 20" deep (20)*

**BBF** box/box/file

**BF** box/file

**FF** file/file

*For 24" deep (24)*

**BBF** box/box/file

**FF** file/file

Prices for Steps 1-3.

	<b>BBF</b>	<b>BF</b>	<b>FF</b>
<b>LV110. 20</b>	\$679	572	616
<b>24</b>	\$684	—	623

Step 4. Slides

*For box/box/file (BBF)*

**SR** 3/4-extension roller slides on box drawer, full-extension ball bearing on file drawer +\$0

*For box/file (BF)*

**SR** 3/4-extension roller slides on box drawer, full-extension ball bearing on file drawer +\$0

*For file/file (FF)*

**SB** full-extension ball-bearing +\$0

Step 5. Paint/Steel Type

**SS** smooth paint on smooth steel +\$0

**XS** textured paint on smooth steel +\$0

Step 6. Surface Finish

*For smooth paint on smooth steel (SS)*

**SNA** satin aluminum +\$60

**SNB** satin bronze +\$60

**SNC** satin carbon +\$60

*For smooth paint on smooth steel (SS)*

**8Q** folkstone grey +\$0

**98** studio white +\$0

**BU** black umber +\$0

**CN** metallic champagne +\$0

**EH** metallic bronze +\$0

**HF** inner tone light +\$0

**LT** light tone +\$0

**LU** soft white +\$0

**MS** metallic silver +\$0

**MT** medium tone +\$0

**WL** sandstone +\$0

Sand Texture Paint

*For textured paint on smooth steel (XS)*

**91** white +\$0

**98** studio white +\$0

**BK** black +\$0

**CL** cool grey neutral +\$0

**WN** warm grey neutral +\$0

Step 7. Lock

**KA** keyed alike +\$0

**KC** keyed differently, chrome +\$0

**KD** keyed differently, black +\$0

Step 8. Drawer Interior

*For box/box/file (BBF)*

**NN** none +\$0

**3M** drawer divider in one box drawer, pencil tray in one box drawer, 2 file converters in file drawer +\$25

*For box/file (BF)*

**NN** none +\$0

**5M** pencil tray in box drawer, 2 file converters in file drawer +\$20

*For file/file (FF)*

**NN** none +\$0

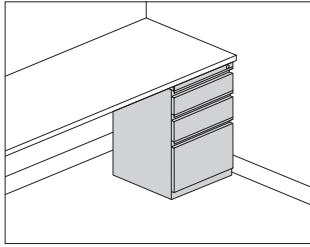
**1M** 2 file converters in each file drawer +\$25

Step 9. Handle

**HN** no hand grip +\$0

**H1** hand grip only +\$48

# W-Pull Surface-Attached Pedestal LW140.



Tu® Metal Storage

## Specification Information

### Step 1.

**LW140.**

### Step 2. Depth

<b>24</b>	24" deep
<b>28</b>	28" deep

### Step 3. Configuration

<b>BBF</b>	box/box/file
<b>FF</b>	file/file

### Prices for Steps 1-3.

	<b>BBF</b>	<b>FF</b>
<b>LW140. 24</b>	\$577	528
<b>28</b>	\$674	620

### Step 4. Slides

#### For 24" deep (24) or 28" deep (28) with box/box/file (BBF)

<b>SB</b>	full-extension ball-bearing	+\$50
-----------	-----------------------------	-------

#### For 24" deep (24) or 28" deep (28) with file/file (FF)

<b>SB</b>	full-extension ball-bearing	+\$0
-----------	-----------------------------	------

### Step 5. Paint/Steel Type

<b>SS</b>	smooth paint on smooth steel	+\$0
<b>XS</b>	textured paint on smooth steel	+\$0

### Step 6. Surface Finish

#### For smooth paint on smooth steel (SS)

<b>SNA</b>	satin aluminum	+\$60
<b>SNB</b>	satin bronze	+\$60
<b>SNC</b>	satin carbon	+\$60
<b>SNL</b>	satin steel	+\$92

#### For smooth paint on smooth steel (SS)

<b>8Q</b>	folkstone grey	+\$0
<b>98</b>	studio white	+\$0
<b>BU</b>	black umber	+\$0
<b>CN</b>	metallic champagne	+\$0
<b>EH</b>	metallic bronze	+\$0
<b>HF</b>	inner tone light	+\$0
<b>LT</b>	light tone	+\$0
<b>LU</b>	soft white	+\$0
<b>MS</b>	metallic silver	+\$0
<b>MT</b>	medium tone	+\$0
<b>WL</b>	sandstone	+\$0

### Sand Texture Paint

#### For textured paint on smooth steel (XS)

<b>91</b>	white	+\$0
<b>98</b>	studio white	+\$0
<b>BK</b>	black	+\$0
<b>CL</b>	cool grey neutral	+\$0
<b>G1</b>	graphite	+\$0
<b>WN</b>	warm grey neutral	+\$0

### Step 7. Lock

<b>KA</b>	keyed alike	+\$0
<b>KD</b>	keyed differently, black	+\$0
<b>KC</b>	keyed differently, chrome	+\$0

### Step 8. Base Height

<b>2F</b>	27 <sup>1</sup> / <sub>4</sub> " high (raised height)	+\$0
-----------	---	------

### Step 9. Drawer Interior

#### For 24" deep (24) with box/box/file (BBF)

<b>NN</b>	none	+\$0
<b>3M</b>	drawer divider in one box drawer, pencil tray in one box drawer, 2 file converters in file drawer	+\$25

#### For 28" deep (28) with box/box/file (BBF)

<b>NN</b>	none	+\$0
<b>3M</b>	drawer divider in one box drawer, pencil tray in one box drawer, 2 file converters in file drawer	+\$25

#### For 24" deep (24) with file/file (FF)

<b>NN</b>	none	+\$0
<b>1M</b>	2 file converters in each file drawer	+\$25

## W-Pull Surface-Attached Pedestal

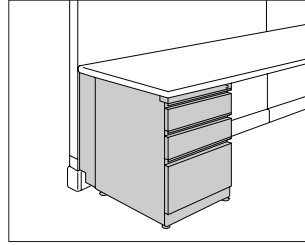
continued

For 28" deep (28) with file/file (FF)

<b>NN</b>	none	+\$0
<b>1M</b>	2 file converters in each file drawer	+\$25

## W-Pull Support Pedestal

LW150.



### Specification Information

Step 1.

**LW150.**

Step 2. Depth

<b>20</b>	20" deep
<b>24</b>	24" deep
<b>28</b>	28" deep

Step 3. Configuration

<b>BBF</b>	box/box/file
<b>FF</b>	file/file

Prices for Steps 1-3.

	<b>BBF</b>	<b>FF</b>
<b>LW150. 20</b>	\$644	599
<b>24</b>	\$674	642
<b>28</b>	\$711	681

Step 4. Slides

For 20" deep (20) with box/box/file (BBF)

<b>SR</b>	$\frac{3}{4}$ "-extension roller slides on box drawer, full-extension ball bearing on file drawer	+\$0
-----------	---	------

For 24" deep (24) or 28" deep (28) with box/box/file (BBF)

<b>SR</b>	$\frac{3}{4}$ "-extension roller slides on box drawer, full-extension ball bearing on file drawer	+\$0
-----------	---	------

For 20" deep (20) with file/file (FF)

<b>SB</b>	full-extension ball-bearing	+\$0
-----------	-----------------------------	------

For 24" deep (24) or 28" deep (28) with file/file (FF)

<b>SB</b>	full-extension ball-bearing	+\$0
-----------	-----------------------------	------

Step 5. Paint/Steel Type

<b>SS</b>	smooth paint on smooth steel	+\$0
<b>XS</b>	textured paint on smooth steel	+\$0

Step 6. Surface Finish

For smooth paint on smooth steel (SS)

<b>SNA</b>	satin aluminum	+\$60
<b>SNB</b>	satin bronze	+\$60
<b>SNC</b>	satin carbon	+\$60

# W-Pull Support Pedestal *continued*

Tu® Metal Storage

<i>For smooth paint on smooth steel (SS)</i>		
<b>8Q</b>	folkstone grey	+\$0
<b>98</b>	studio white	+\$0
<b>BU</b>	black umber	+\$0
<b>CN</b>	metallic champagne	+\$0
<b>EH</b>	metallic bronze	+\$0
<b>HF</b>	inner tone light	+\$0
<b>LT</b>	light tone	+\$0
<b>LU</b>	soft white	+\$0
<b>MS</b>	metallic silver	+\$0
<b>MT</b>	medium tone	+\$0
<b>WL</b>	sandstone	+\$0

### Sand Texture Paint

<i>For textured paint on smooth steel (XS)</i>		
<b>91</b>	white	+\$0
<b>98</b>	studio white	+\$0
<b>BK</b>	black	+\$0
<b>CL</b>	cool grey neutral	+\$0
<b>G1</b>	graphite	+\$0
<b>WN</b>	warm grey neutral	+\$0

### Step 7. Attachment Bracket

<i>For smooth paint on smooth steel (SS)</i>		
<b>1A</b>	for Action Office® Series 1 and 2 radiused-edge work surface	+\$0
<b>2A</b>	for Action Office® Series 1 and 2 squared-edge work surface	+\$0
<b>E1</b>	for Ethospace® System	+\$0
<b>F8</b>	for Canvas Office Landscape®	+\$0

<i>For textured paint on smooth steel (XS)</i>		
<b>1A</b>	for Action Office® Series 1 and 2 radiused-edge work surface	+\$0
<b>2A</b>	for Action Office® Series 1 and 2 squared-edge work surface	+\$0
<b>F8</b>	for Canvas Office Landscape®	+\$0

### Step 8. Lock

<b>KA</b>	keyed alike	+\$0
<b>KC</b>	keyed differently, chrome	+\$0
<b>KD</b>	keyed differently, black	+\$0

### Step 9. Drawer Interior

<i>For 20" deep (20) or 24" deep (24) with box/box/file (BBF)</i>		
<b>NN</b>	none	+\$0
<b>3M</b>	drawer divider in one box drawer, pencil tray in one box drawer, 2 file converters in file drawer	+\$25

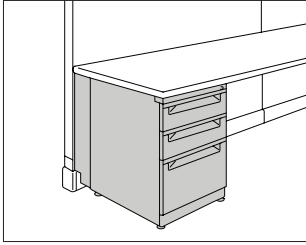
<i>For 28" deep (28) with box/box/file (BBF)</i>		
<b>NN</b>	none	+\$0
<b>3M</b>	drawer divider in one box drawer, pencil tray in one box drawer, 2 file converters in file drawer	+\$25

<i>For 20" deep (20) or 24" deep (24) with file/file (FF)</i>		
<b>NN</b>	none	+\$0
<b>1M</b>	2 file converters in each file drawer	+\$25

<i>For 28" deep (28) with file/file (FF)</i>		
<b>NN</b>	none	+\$0
<b>1M</b>	2 file converters in each file drawer	+\$25

# V-Pull Support Pedestal

LV150.



## Specification Information

### Step 1.

**LV150.**

### Step 2. Depth

<b>20</b>	20" deep
<b>24</b>	24" deep
<b>28</b>	28" deep

### Step 3. Configuration

<b>BBF</b>	box/box/file
<b>FF</b>	file/file

### Prices for Steps 1-3.

	<b>BBF</b>	<b>FF</b>
<b>LV150. 20</b>	\$639	593
<b>24</b>	\$668	637
<b>28</b>	\$706	672

### Step 4. Slides

#### For 20" deep (20) with box/box/file (BBF)

<b>SR</b>	3/4-extension roller slides on box drawer, full-extension ball bearing on file drawer	+\$0
-----------	---	------

#### For 24" deep (24) or 28" deep (28) with box/box/file (BBF)

<b>SR</b>	3/4-extension roller slides on box drawer, full-extension ball bearing on file drawer	+\$0
-----------	---	------

#### For 20" deep (20) with file/file (FF)

<b>SB</b>	full-extension ball-bearing	+\$0
-----------	-----------------------------	------

#### For 24" deep (24) or 28" deep (28) with file/file (FF)

<b>SB</b>	full-extension ball-bearing	+\$0
-----------	-----------------------------	------

### Step 5. Paint/Steel Type

<b>SS</b>	smooth paint on smooth steel	+\$0
<b>XS</b>	textured paint on smooth steel	+\$0

### Step 6. Surface Finish

#### For smooth paint on smooth steel (SS)

<b>SNA</b>	satin aluminum	+\$60
<b>SNB</b>	satin bronze	+\$60
<b>SNC</b>	satin carbon	+\$60

#### For smooth paint on smooth steel (SS)

<b>8Q</b>	folkstone grey	+\$0
<b>98</b>	studio white	+\$0
<b>BU</b>	black umber	+\$0
<b>CN</b>	metallic champagne	+\$0
<b>EH</b>	metallic bronze	+\$0
<b>HF</b>	inner tone light	+\$0
<b>LT</b>	light tone	+\$0
<b>LU</b>	soft white	+\$0
<b>MS</b>	metallic silver	+\$0
<b>MT</b>	medium tone	+\$0
<b>WL</b>	sandstone	+\$0

### Step 7. Attachment Bracket

#### For smooth paint on smooth steel (SS)

<b>1A</b>	for Action Office® Series 1 and 2 radiused-edge work surface	+\$0
<b>2A</b>	for Action Office® Series 1 and 2 squared-edge work surface	+\$0
<b>E1</b>	for Ethospace® System	+\$0
<b>F8</b>	for Canvas Office Landscape®	+\$0

#### For textured paint on smooth steel (XS)

<b>1A</b>	for Action Office® Series 1 and 2 radiused-edge work surface	+\$0
<b>2A</b>	for Action Office® Series 1 and 2 squared-edge work surface	+\$0
<b>F8</b>	for Canvas Office Landscape®	+\$0

### Step 8. Lock

<b>KA</b>	keyed alike	+\$0
<b>KC</b>	keyed differently, chrome	+\$0
<b>KD</b>	keyed differently, black	+\$0

### Step 9. Drawer Interior

#### For 20" deep (20) or 24" deep (24) with box/box/file (BBF)

<b>NN</b>	none	+\$0
<b>3M</b>	drawer divider in one box drawer, pencil tray in one box drawer, 2 file converters in file drawer	+\$25

#### For 28" deep (28) with box/box/file (BBF)

<b>NN</b>	none	+\$0
<b>3M</b>	drawer divider in one box drawer, pencil tray in one box drawer, 2 file converters in file drawer	+\$25

V-Pull Support Pedestal *continued*

Tu® Metal Storage

*For 20" deep (20) or 24" deep (24) with file/file (FF)*

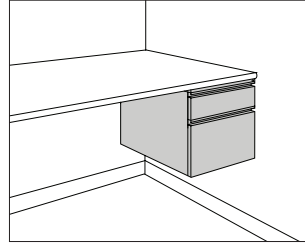
<b>NN</b>	none	+\$0
<b>1M</b>	2 file converters in each file drawer	+\$25

*For 28" deep (28) with file/file (FF)*

<b>NN</b>	none	+\$0
<b>1M</b>	2 file converters in each file drawer	+\$25

W-Pull Suspended Pedestal

LW130.



**Specification Information**

Step 1.	
<b>LW130.20BF</b>	\$408

Step 2. Slides	
<b>SR</b>	¾-extension roller slides on box drawer, full-extension ball bearing on file drawer
	+\$0

Step 3. Paint/Steel Type	
<b>SS</b>	smooth paint on smooth steel
	+\$0
<b>XS</b>	textured paint on smooth steel
	+\$0

Step 4. Surface Finish

*For smooth paint on smooth steel (SS)*

<b>SNA</b>	satin aluminum	+\$60
<b>SNB</b>	satin bronze	+\$60
<b>SNC</b>	satin carbon	+\$60

*For smooth paint on smooth steel (SS)*

<b>8Q</b>	folkstone grey	+\$0
<b>98</b>	studio white	+\$0
<b>BU</b>	black umber	+\$0
<b>CN</b>	metallic champagne	+\$0
<b>EH</b>	metallic bronze	+\$0
<b>HF</b>	inner tone light	+\$0
<b>LT</b>	light tone	+\$0
<b>LU</b>	soft white	+\$0
<b>MS</b>	metallic silver	+\$0
<b>MT</b>	medium tone	+\$0
<b>WL</b>	sandstone	+\$0

Sand Texture Paint

*For textured paint on smooth steel (XS)*

<b>91</b>	white	+\$0
<b>98</b>	studio white	+\$0
<b>BK</b>	black	+\$0
<b>CL</b>	cool grey neutral	+\$0
<b>G1</b>	graphite	+\$0
<b>WN</b>	warm grey neutral	+\$0

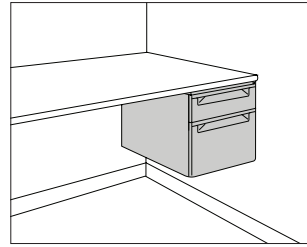
Step 5. Lock		
<b>KA</b>	keyed alike	+\$0
<b>KC</b>	keyed differently, chrome	+\$0
<b>KD</b>	keyed differently, black	+\$0

## W-Pull Suspended Pedestal

continued

## V-Pull Suspended Pedestal

LV130.



### Step 6. Drawer Interior

<b>NN</b>	none	+\$0
<b>5M</b>	pencil tray in box drawer, 2 file converters in file drawer	+\$20

### Specification Information

#### Step 1.

<b>LV130.20BF</b>	\$439
-------------------	-------

#### Step 2. Slides

<b>SR</b>	$\frac{3}{4}$ -extension roller slides on box drawer, full-extension ball bearing on file drawer	+\$0
-----------	--	------

#### Step 3. Paint/Steel Type

<b>SS</b>	smooth paint on smooth steel	+\$0
<b>XS</b>	textured paint on smooth steel	+\$0

#### Step 4. Surface Finish

##### *For smooth paint on smooth steel (SS)*

<b>SNA</b>	satin aluminum	+\$60
<b>SNB</b>	satin bronze	+\$60
<b>SNC</b>	satin carbon	+\$60

##### *For smooth paint on smooth steel (SS)*

<b>8Q</b>	folkstone grey	+\$0
<b>98</b>	studio white	+\$0
<b>BU</b>	black umber	+\$0
<b>CN</b>	metallic champagne	+\$0
<b>EH</b>	metallic bronze	+\$0
<b>HF</b>	inner tone light	+\$0
<b>LT</b>	light tone	+\$0
<b>LU</b>	soft white	+\$0
<b>MS</b>	metallic silver	+\$0
<b>MT</b>	medium tone	+\$0
<b>WL</b>	sandstone	+\$0

#### Step 5. Lock

<b>KA</b>	keyed alike	+\$0
<b>KC</b>	keyed differently, chrome	+\$0
<b>KD</b>	keyed differently, black	+\$0

#### Step 6. Drawer Interior

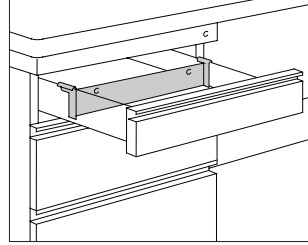
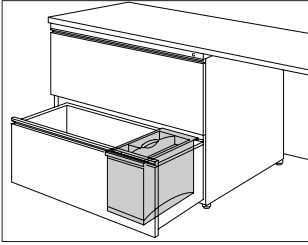
<b>NN</b>	none	+\$0
<b>5M</b>	pencil tray in box drawer, 2 file converters in file drawer	+\$20

File Drawer Organizer

LG901

Drawer Divider, Tu® Pedestal

LG903.



Tu® Metal Storage

**Specification Information**

Step 1.

**LG901**

\$93

**Specification Information**

Step 1.

**LG903.**

Step 2. Usage

- 3** for pencil drawer
- 6** for box drawer

Prices for Steps 1-2.

<b>LG903. 3</b>	\$17
<b>6</b>	\$18

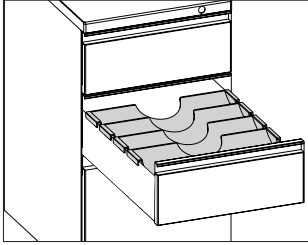


Stationery Divider, Tu® Pedestal

LG905

Utility Tray, Tu® Pedestal

LG906

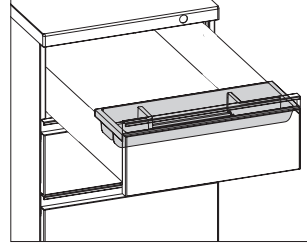


**Specification Information**

Step 1.

**LG905**

\$60



**Specification Information**

Step 1.

**LG906**

\$21

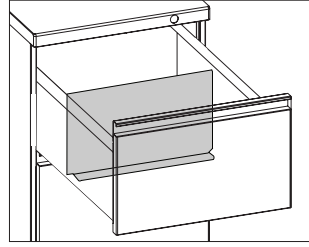
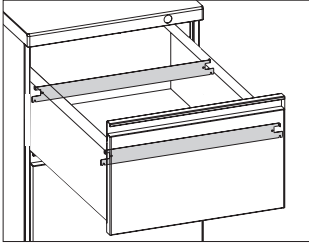
Tu® Metal Storage

File Converter, Tu®

LG907

File Compressor, Tu®

LG908



Tu® Metal Storage

**Specification Information**

Step 1.

**LG907**

\$30

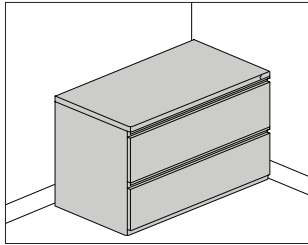
**Specification Information**

Step 1.

**LG908**

\$50

# W-Pull Freestanding Lateral File LW200.



## Specification Information

### Step 1.

**LW200.**

### Step 2. Width

<b>30</b>	30" wide
<b>36</b>	36" wide
<b>42</b>	42" wide

### Step 3. Configuration

<b>1</b>	2 drawers, raised height
<b>2</b>	2 drawers
<b>3</b>	3 drawers
<b>4</b>	4 drawers
<b>5</b>	1 flipper door with pullout shelf and 4 drawers

### Prices for Steps 1-3.

	<b>1</b>	<b>2</b>	<b>3</b>	<b>4</b>	<b>5</b>
<b>LW200. 30</b>	\$1028	1028	1346	1661	2337
<b>36</b>	\$1137	1137	1486	1825	2515
<b>42</b>	\$1247	1247	1622	1991	2759

### Step 4. Paint/Steel Type

<b>SS</b>	smooth paint on smooth steel	+\$0
<b>XS</b>	textured paint on smooth steel	+\$0

### Step 5. Surface Finish

#### For smooth paint on smooth steel (SS)

<b>SNA</b>	satin aluminum	+\$80
<b>SNB</b>	satin bronze	+\$80
<b>SNC</b>	satin carbon	+\$80

#### For smooth paint on smooth steel (SS)

<b>8Q</b>	folkstone grey	+\$0
<b>98</b>	studio white	+\$0
<b>BU</b>	black umber	+\$0
<b>CN</b>	metallic champagne	+\$0
<b>EH</b>	metallic bronze	+\$0
<b>HF</b>	inner tone light	+\$0
<b>LT</b>	light tone	+\$0
<b>LU</b>	soft white	+\$0
<b>MS</b>	metallic silver	+\$0
<b>MT</b>	medium tone	+\$0
<b>WL</b>	sandstone	+\$0

### Sand Texture Paint

#### For textured paint on smooth steel (XS)

<b>91</b>	white	+\$0
<b>98</b>	studio white	+\$0
<b>BK</b>	black	+\$0
<b>CL</b>	cool grey neutral	+\$0
<b>G1</b>	graphite	+\$0
<b>WN</b>	warm grey neutral	+\$0

### Step 6. Lock

<b>KA</b>	keyed alike	+\$0
<b>KC</b>	keyed differently, chrome	+\$0
<b>KD</b>	keyed differently, black	+\$0

### Step 7. Counterweight

#### For 30" wide (30)

<b>NO</b>	no counterweight (must gang or anchor)	+\$0
<b>CB</b>	counterweight (recommended)	+\$50

#### For 36" wide (36) or 42" wide (42)

<b>NO</b>	no counterweight (must gang or anchor)	+\$0
<b>CB</b>	counterweight (recommended)	+\$95

### Step 8. Drawer Interior

#### For 2 drawers, raised height (1) or 2 drawers (2)

<b>2R</b>	side-to-side filing rail	+\$0
<b>1R</b>	front-to-back filing rail	+\$35

#### For 3 drawers (3)

<b>2R</b>	side-to-side filing rail	+\$0
<b>1R</b>	front-to-back filing rail	+\$50

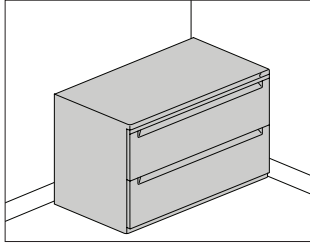
#### For 4 drawers (4)

<b>2R</b>	side-to-side filing rail	+\$0
<b>1R</b>	front-to-back filing rail	+\$65

#### For 1 flipper door with pullout shelf and 4 drawers (5)

<b>4R</b>	side-to-side filing rail and dividers in flipper	+\$0
<b>3R</b>	front-to-back filing rail and dividers in flipper	+\$80

# V-Pull Freestanding Lateral File LV200.



Tur® Metal Storage

## Specification Information

Step 1.  
**LV200.**

### Step 2. Width

<b>30</b>	30" wide
<b>36</b>	36" wide
<b>42</b>	42" wide

### Step 3. Configuration

<b>1</b>	2 drawers, raised height
<b>2</b>	2 drawers
<b>3</b>	3 drawers
<b>4</b>	4 drawers
<b>5</b>	1 flipper door with pullout shelf and 4 drawers

### Prices for Steps 1-3.

	<b>1</b>	<b>2</b>	<b>3</b>	<b>4</b>	<b>5</b>
<b>LV200. 30</b>	\$1035	1035	1358	1715	2327
<b>36</b>	\$1150	1150	1499	1889	2507
<b>42</b>	\$1259	1259	1641	2060	2748

### Step 4. Paint/Steel Type

<b>SS</b>	smooth paint on smooth steel	+\$0
<b>XS</b>	textured paint on smooth steel	+\$0

### Step 5. Surface Finish

#### For smooth paint on smooth steel (SS)

<b>SNA</b>	satin aluminum	+\$80
<b>SNB</b>	satin bronze	+\$80
<b>SNC</b>	satin carbon	+\$80

#### For smooth paint on smooth steel (SS)

<b>8Q</b>	folkstone grey	+\$0
<b>98</b>	studio white	+\$0
<b>BU</b>	black umber	+\$0
<b>CN</b>	metallic champagne	+\$0
<b>EH</b>	metallic bronze	+\$0
<b>HF</b>	inner tone light	+\$0
<b>LT</b>	light tone	+\$0
<b>LU</b>	soft white	+\$0
<b>MS</b>	metallic silver	+\$0
<b>MT</b>	medium tone	+\$0
<b>WL</b>	sandstone	+\$0

### Step 6. Lock

<b>KA</b>	keyed alike	+\$0
<b>KC</b>	keyed differently, chrome	+\$0
<b>KD</b>	keyed differently, black	+\$0

### Step 7. Counterweight

#### For 30" wide (30)

<b>NO</b>	no counterweight (must gang or anchor)	+\$0
<b>CB</b>	counterweight (recommended)	+\$50

#### For 36" wide (36) or 42" wide (42)

<b>NO</b>	no counterweight (must gang or anchor)	+\$0
<b>CB</b>	counterweight (recommended)	+\$95

### Step 8. Drawer Interior

#### For 2 drawers, raised height (1) or 2 drawers (2)

<b>2R</b>	side-to-side filing rail	+\$0
<b>1R</b>	front-to-back filing rail	+\$35

#### For 3 drawers (3)

<b>2R</b>	side-to-side filing rail	+\$0
<b>1R</b>	front-to-back filing rail	+\$50

#### For 4 drawers (4)

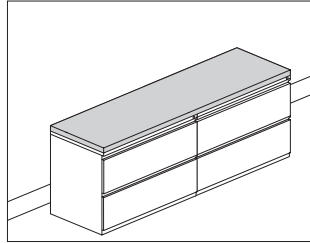
<b>2R</b>	side-to-side filing rail	+\$0
<b>1R</b>	front-to-back filing rail	+\$65

#### For 1 flipper door with pullout shelf and 4 drawers (5)

<b>4R</b>	side-to-side filing rail and dividers in flipper	+\$0
<b>3R</b>	front-to-back filing rail and dividers in flipper	+\$80

Tu® File Top

LTPL-



**Specification Information**

Step 1.

**LTP**

Step 2. Top/Edge Material

**L-** laminate top with thermoplastic edge

Step 3. Width

*For laminate top with thermoplastic edge (L-)*

**060** 60" wide

Step 4. Depth

**20** 20" deep

Prices for Steps 1-4.

**20**

**LTPL- 060**

**\$471**

Step 5. Top/Edge Finish

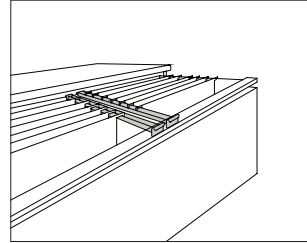
Wood-Grain Laminate Top/Thermoplastic Edge

**LBA** clear on ash +\$0

**LBC** walnut on ash +\$0

Front-to-Back Filing Rail, Tu®  
Lateral File

LG904.



**Specification Information**

Step 1.

**LG904.**

Step 2. Width

**30** for 30"-wide drawers

**36** for 36"-wide drawers

**42** for 42"-wide drawers

Prices for Steps 1-2.

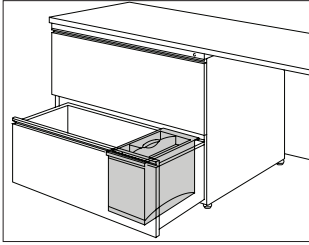
**LG904. 30** \$46

**36** \$46

**42** \$46

**File Drawer Organizer**

**LG901**



*Tu® Metal Storage*

**Specification Information**

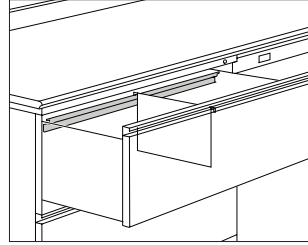
Step 1.

**LG901**

\$93

**Side-to-Side Filing Rail, Tu®  
Lateral File**

**LG902.**



**Specification Information**

Step 1.

**LG902.**

Step 2. Width

**30** for 30"-wide drawers

**36** for 36"-wide drawers

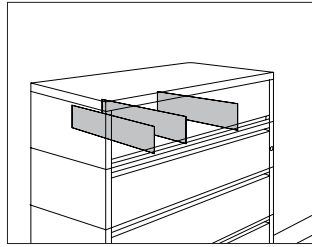
**42** for 42"-wide drawers

Prices for Steps 1-2.

<b>LG902. 30</b>	\$30
<b>36</b>	\$30
<b>42</b>	\$30

Movable Divider, Meridian®,  
Quadrant® or Tu®

9M100  
9M300



**Specification Information**

Step 1.

**9M**

Step 2. Quantity

**100** 1 divider

**300** 3 dividers

Step 3. Depth

**18** for Meridian® 18"-deep Stackable™ lateral file modules or  
Quadrant® 20" deep flipper door with pullout shelf

**20** for Meridian® 20" deep Stackable™ lateral file modules

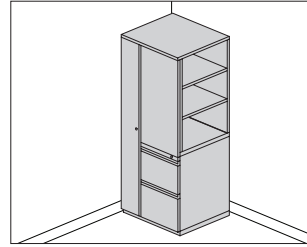
Prices for Steps 1-3.

<b>9M100</b>	<b>18</b>	\$18
	<b>20</b>	\$18

<b>9M300</b>	<b>18</b>	\$40
	<b>20</b>	\$40

W-Pull Storage Tower

LW300.  
LW310.



**Specification Information**

Step 1.

**LW3**

Step 2. Storage Configuration

**00.** storage case

**10.** side-facing bookcase

Step 3. Height

**46** 46" high

**68** 68" high

Step 4. Wardrobe Location

**L** wardrobe left

**R** wardrobe right

Step 5. Drawer Configuration

*For 46" high (46)*

**R** file/file

**S** box/box/file

*For 68" high (68)*

**R** file/file

**S** box/box/file

Prices for Steps 1-5.

	<b>R</b>	<b>S</b>
<b>LW300.46 L</b>	\$2357	2396
<b>R</b>	\$2357	2396
<b>68 L</b>	\$2528	2568
<b>R</b>	\$2528	2568

	<b>R</b>	<b>S</b>
<b>LW310.46 L</b>	\$2420	2457
<b>R</b>	\$2420	2457
<b>68 L</b>	\$2588	2628
<b>R</b>	\$2588	2628

Step 6. Slides

*For file/file (R)*

**SB** full-extension ball-bearing +\$0

# W-Pull Storage Tower *continued*

Tu® Metal Storage

---

*For box/box/file (S)*

<b>SR</b>	$\frac{3}{4}$ -extension roller slides on box drawer, full-extension ball bearing on file drawer	+\$0
<b>SB</b>	full-extension ball-bearing	+\$50

---

Step 7. Paint/Steel Type

<b>SS</b>	smooth paint on smooth steel	+\$0
<b>XS</b>	textured paint on smooth steel	+\$0

---

Step 8. Surface Finish

---

*For smooth paint on smooth steel (SS)*

<b>SNA</b>	satin aluminum	+\$120
<b>SNB</b>	satin bronze	+\$120
<b>SNC</b>	satin carbon	+\$120

---

*For smooth paint on smooth steel (SS)*

<b>8Q</b>	folkstone grey	+\$0
<b>98</b>	studio white	+\$0
<b>BU</b>	black umber	+\$0
<b>CN</b>	metallic champagne	+\$0
<b>EH</b>	metallic bronze	+\$0
<b>LU</b>	soft white	+\$0
<b>MS</b>	metallic silver	+\$0
<b>MT</b>	medium tone	+\$0
<b>WL</b>	sandstone	+\$0

---

Sand Texture Paint

---

*For textured paint on smooth steel (XS)*

<b>91</b>	white	+\$0
<b>98</b>	studio white	+\$0
<b>BK</b>	black	+\$0
<b>CL</b>	cool grey neutral	+\$0
<b>G1</b>	graphite	+\$0
<b>WN</b>	warm grey neutral	+\$0

---

Step 9. Lock

<b>KA</b>	keyed alike	+\$0
<b>KC</b>	keyed differently, chrome	+\$0
<b>KD</b>	keyed differently, black	+\$0

---

Step 10. Wardrobe Interior

<b>CH</b>	coat hook	+\$0
<b>CR</b>	coat rod	+\$15

---

Step 11. Drawer Interior

---

*For file/file (R)*

<b>NN</b>	none	+\$0
<b>1M</b>	2 file converters in each file drawer	+\$25

---

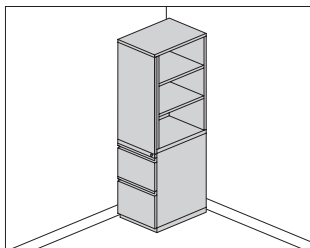
*For box/box/file (S)*

<b>NN</b>	none	+\$0
<b>3M</b>	drawer divider in one box drawer, pencil tray in one box drawer, 2 file converters in file drawer	+\$25



W-Pull Storage Tower, No  
Wardrobe

LW320.  
LW330.



**Specification Information**

Step 1.

**LW3**

Step 2. Storage Configuration

- 20. storage case
- 30. side-facing bookcase

Step 3. Height

*For storage case (20.)*

- 46 46" high
- 68 68" high

*For side-facing bookcase (30.)*

- 46 46" high
- 68 68" high

Step 4. Door or Bookcase Direction

- L left-hinged door or left-facing bookcase
- R right-hinged door or right-facing bookcase

Step 5. Drawer Configuration

- R file/file
- S box/box/file

Prices for Steps 1-5.

	R	S
<b>LW320. 46 L</b>	\$1727	1757
<b>R</b>	\$1727	1757
<b>68 L</b>	\$1854	1885
<b>R</b>	\$1854	1885
	<b>R</b>	<b>S</b>
<b>LW330. 46 L</b>	\$1727	1756
<b>R</b>	\$1727	1756
<b>68 L</b>	\$1854	1886
<b>R</b>	\$1854	1886

Step 6. Slides

*For file/file (R)*

- SB** full-extension ball-bearing +\$0

*For box/box/file (S)*

- SR** ¾-extension roller slides on box drawer, full-extension ball bearing on file drawer +\$0
- SB** full-extension ball-bearing +\$50

Step 7. Paint/Steel Type

- SS** smooth paint on smooth steel +\$0
- XS** textured paint on smooth steel +\$0

Step 8. Surface Finish

*For smooth paint on smooth steel (SS)*

- SNA** satin aluminum +\$80
- SNB** satin bronze +\$80
- SNC** satin carbon +\$80

*For smooth paint on smooth steel (SS)*

- 8Q** folkstone grey +\$0
- 98** studio white +\$0
- BU** black umber +\$0
- CN** metallic champagne +\$0
- EH** metallic bronze +\$0
- LU** soft white +\$0
- MS** metallic silver +\$0
- MT** medium tone +\$0
- WL** sandstone +\$0

Sand Texture Paint

*For textured paint on smooth steel (XS)*

- 91** white +\$0
- 98** studio white +\$0
- BK** black +\$0
- CL** cool grey neutral +\$0
- G1** graphite +\$0
- WN** warm grey neutral +\$0

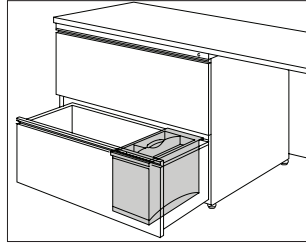
Step 9. Lock

- KA** keyed alike +\$0
- KC** keyed differently, chrome +\$0
- KD** keyed differently, black +\$0

W-Pull Storage Tower, No  
Wardrobe *continued*

File Drawer Organizer

LG901



Tu® Metal Storage

Step 10. Drawer Interior

*For file/file (R)*

<b>NN</b>	none	+\$0
<b>1M</b>	2 file converters in each file drawer	+\$25

*For box/box/file (S)*

<b>NN</b>	none	+\$0
<b>3M</b>	drawer divider in one box drawer, pencil tray in one box drawer, 2 file converters in file drawer	+\$25

**Specification Information**

Step 1.

**LG901**

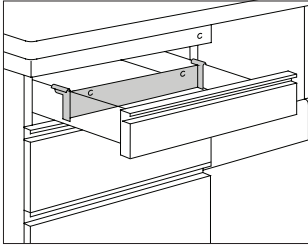
\$93

Drawer Divider, Tu® Pedestal

LG903.

Stationery Divider, Tu® Pedestal

LG905



**Specification Information**

Step 1.

**LG903.**

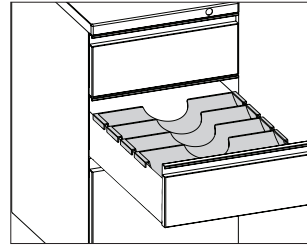
Step 2. Usage

**3** for pencil drawer

**6** for box drawer

Prices for Steps 1-2.

<b>LG903. 3</b>	\$17
<b>6</b>	\$18



**Specification Information**

Step 1.

**LG905**

\$60

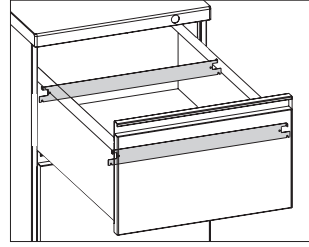
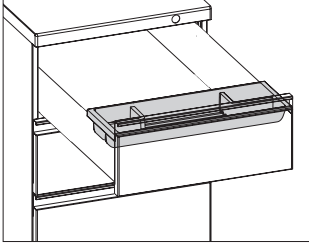
Tu® Metal Storage

Utility Tray, Tu® Pedestal

LG906

File Converter, Tu®

LG907



Tu® Metal Storage

**Specification Information**

Step 1.

**LG906**

\$21

**Specification Information**

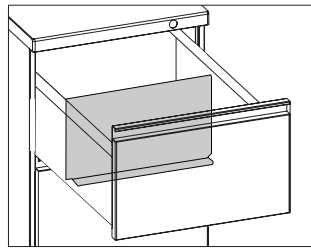
Step 1.

**LG907**

\$30

File Compressor, Tu®

LG908



Specification Information

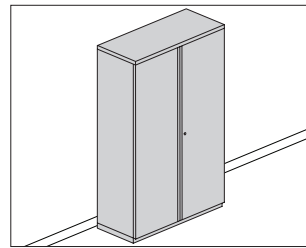
Step 1.

LG908

\$50

W-Pull Storage Case

LW400.



Specification Information

Step 1.

LW400.

Step 2. Width

36 36" wide

Step 3. Height

26 26" high

38 38" high

51 51" high

64 64" high

Prices for Steps 1-3.

	26	38	51	64
<b>LW400. 36</b>	\$1245	1482	1818	2019

Step 4. Paint/Steel Type

SS smooth paint on smooth steel +\$0

XS textured paint on smooth steel +\$0

Step 5. Surface Finish

*For smooth paint on smooth steel (SS)*

SNA satin aluminum +\$80

SNB satin bronze +\$80

SNC satin carbon +\$80

*For smooth paint on smooth steel (SS)*

8Q folkstone grey +\$0

98 studio white +\$0

BU black umber +\$0

CN metallic champagne +\$0

EH metallic bronze +\$0

LU soft white +\$0

MS metallic silver +\$0

MT medium tone +\$0

WL sandstone +\$0

Sand Texture Paint

*For textured paint on smooth steel (XS)*

91 white +\$0

98 studio white +\$0

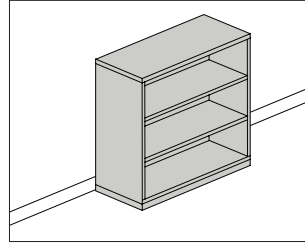
BK black +\$0

CL cool grey neutral +\$0

G1 graphite +\$0

WN warm grey neutral +\$0

Step 6. Interior		
<i>For 64" high (64)</i>		
<b>CR</b>	coat rod	-\$148
<b>NS4</b>	4 shelves total	+\$0
Step 7. Lock		
<b>KA</b>	keyed alike	+\$0
<b>KC</b>	keyed differently, chrome	+\$0
<b>KD</b>	keyed differently, black	+\$0



**Specification Information**

Step 1.

**LG500.**

Step 2. Width

<b>30</b>	30" wide
<b>36</b>	36" wide

Step 3. Height

<b>26</b>	26" high
<b>38</b>	38" high
<b>51</b>	51" high
<b>64</b>	64" high

Prices for Steps 1-3.

	<b>26</b>	<b>38</b>	<b>51</b>	<b>64</b>
<b>LG500. 30</b>	\$1005	1074	1139	1205
<b>36</b>	\$1150	1214	1278	1344

Step 4. Paint/Steel Type

<b>SS</b>	smooth paint on smooth steel	+\$0
<b>XS</b>	textured paint on smooth steel	+\$0

Step 5. Surface Finish

*For smooth paint on smooth steel (SS)*

<b>SNA</b>	satin aluminum	+\$60
<b>SNB</b>	satin bronze	+\$60
<b>SNC</b>	satin carbon	+\$60

*For smooth paint on smooth steel (SS)*

<b>8Q</b>	folkstone grey	+\$0
<b>98</b>	studio white	+\$0
<b>BU</b>	black umber	+\$0
<b>CN</b>	metallic champagne	+\$0
<b>EH</b>	metallic bronze	+\$0
<b>LU</b>	soft white	+\$0
<b>MS</b>	metallic silver	+\$0
<b>MT</b>	medium tone	+\$0
<b>WL</b>	sandstone	+\$0

## Bookcase *continued*

---

### Sand Texture Paint

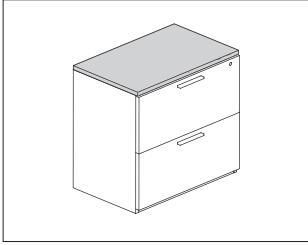
*For textured paint on smooth steel (XS)*

---

<b>91</b>	white	+\$0
<b>98</b>	studio white	+\$0
<b>BK</b>	black	+\$0
<b>CL</b>	cool grey neutral	+\$0
<b>G1</b>	graphite	+\$0
<b>WN</b>	warm grey neutral	+\$0

# Storage Tops

L2ST.



Tu® Wood Storage

## Specification Information

Step 1.

**L2ST.**

Step 2. Width

<b>030</b>	30" wide	+\$176
<b>060</b>	60" wide	+\$297

Step 3. Depth

<b>24</b>	24" deep	+\$14
-----------	----------	-------

Step 4. Top Material

*For 30" wide (030)*

<b>6</b>	1 1/4" laminate top	+\$88
----------	---------------------	-------

*For 60" wide (060)*

<b>6</b>	1 1/4" laminate top	+\$143
----------	---------------------	--------

Step 5. Surface Finish

Wood-Grain Laminate

<b>LBA</b>	clear on ash	+\$0
<b>LBC</b>	walnut on ash	+\$0



Lateral Files

Pedestals

Vertical Storage Towers

Storage Cases

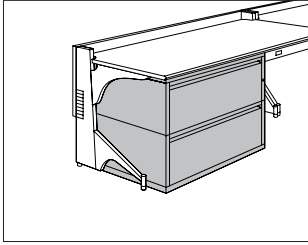
Bookcases





Standard-Pull Freestanding  
Lateral File

26-30  
26-36  
26-42



**Specification Information**

Step 1.

26-

Step 2. Width

<b>30</b>	30" wide
<b>36</b>	36" wide
<b>42</b>	42" wide

Step 3. Depth

<b>18-</b>	18" deep
<b>20-</b>	20" deep

Step 4. Configuration

<b>2N</b>	2 11 <sup>3</sup> / <sub>4</sub> "-high drawers
<b>3N</b>	3 11 <sup>3</sup> / <sub>4</sub> "-high drawers
<b>4N</b>	4 11 <sup>3</sup> / <sub>4</sub> "-high drawers
<b>5D</b>	1 13 <sup>1</sup> / <sub>8</sub> "-high flipper door and 4 11 <sup>3</sup> / <sub>4</sub> "-high drawers
<b>2E</b>	2 13 <sup>1</sup> / <sub>8</sub> "-high drawers
<b>3E</b>	3 13 <sup>1</sup> / <sub>8</sub> "-high drawers
<b>4E</b>	4 13 <sup>1</sup> / <sub>8</sub> "-high drawers
<b>5F</b>	1 13 <sup>1</sup> / <sub>8</sub> "-high flipper door and 4 13 <sup>1</sup> / <sub>8</sub> "-high drawers

Prices for Steps 1-4.

		<b>2N</b>	<b>3N</b>	<b>4N</b>	<b>5D</b>	<b>2E</b>	<b>3E</b>		
<b>26-30</b>	<b>18-</b>	\$842	1169	1499	1874	842	1169		
	<b>20-</b>	\$842	1169	1499	1874	842	1169		
<b>26-36</b>	<b>18-</b>	\$933	1291	1652	2056	933	1291		
	<b>20-</b>	\$933	1291	1652	2056	933	1291		
<b>26-42</b>	<b>18-</b>	\$1057	1461	1865	2317	1057	1461		
	<b>20-</b>	\$1057	1461	1865	2317	1057	1461		
								<b>4E</b>	<b>5F</b>
<b>26-30</b>	<b>18-</b>					\$1499	1874		
	<b>20-</b>					\$1499	1874		
<b>26-36</b>	<b>18-</b>					\$1652	2056		
	<b>20-</b>					\$1652	2056		
<b>26-42</b>	<b>18-</b>					\$1865	2317		
	<b>20-</b>					\$1865	2317		

Step 5. Paint/Steel Type

<b>SS</b>	smooth paint on smooth steel	+\$0
<b>XS</b>	textured paint on smooth steel	+\$0

Step 6. Surface Finish

Nonmetallic Paint

*For smooth paint on smooth steel (SS)*

<b>BU</b>	black umber	+\$0
<b>G2</b>	graphite satin	+\$0
<b>HF</b>	inner tone light	+\$0
<b>HT</b>	inner tone (discontinuing)	+\$0
<b>LT</b>	light tone	+\$0
<b>LU</b>	soft white	+\$0
<b>MT</b>	medium tone	+\$0
<b>SG</b>	slate grey	+\$0

Metallic Paint

*For smooth paint on smooth steel (SS)*

<b>EH</b>	metallic bronze	+\$0
-----------	-----------------	------

Sand Texture Paint

*For textured paint on smooth steel (XS)*

<b>91</b>	white	+\$0
-----------	-------	------

Step 7. Top

<b>T1</b>	1"-high painted metal top with squared edge	+\$0
<b>T2</b>	1 <sup>1</sup> / <sub>4</sub> "-high painted metal top with squared edge	+\$0

Step 8. Cushion Top Fabric

Price Category 1	+\$0
Price Category 2	+\$68
Price Category 3	+\$82
Price Category 4	+\$101
Price Category 10	+\$664
Price Category 1	+\$0
Price Category 2	+\$68
Price Category 3	+\$82
Price Category 4	+\$101

Step 9. Lock

<b>KA</b>	keyed alike	+\$0
<b>KC</b>	keyed differently, chrome	+\$0
<b>KD</b>	keyed differently, black	+\$0

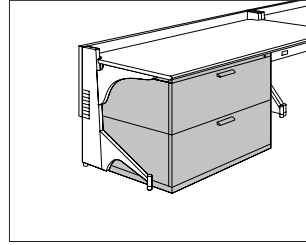
Step 10. Base Height

<b>B1</b>	1"-high base	+\$0
<b>B2</b>	1 <sup>1</sup> / <sub>2</sub> "-high base	+\$0
<b>B3</b>	2 <sup>1</sup> / <sub>4</sub> "-high base	+\$0
<b>B4</b>	3 <sup>1</sup> / <sub>4</sub> "-high base	+\$0

Standard-Pull Freestanding  
Lateral File *continued*

Sloped-Pull Freestanding Lateral  
File

29P-3  
29P-4



Meridian® Lateral Files

Step 11. Counterweight

<b>NO</b>	no counterweight (must gang or anchor)	+\$0
<b>CB</b>	counterweight (recommended)	+\$115

Step 12. Drawer Interior

<b>9M</b>	3 dividers	+\$0
<b>9P</b>	front-to-back filing rail	+\$0
<b>9R</b>	side-to-side filing rail	+\$0

Specification Information

Step 1.

**29**

Step 2. Front Material

**P-** painted metal front

Step 3. Width

<b>30</b>	30" wide
<b>36</b>	36" wide
<b>42</b>	42" wide

Step 4. Depth

<b>18-</b>	18" deep
<b>20-</b>	20" deep

Step 5. Configuration

<b>2N</b>	2 drawers
<b>3N</b>	3 drawers
<b>4N</b>	4 drawers

Prices for Steps 1-5.

		<b>2N</b>	<b>3N</b>	<b>4N</b>
<b>29P-30</b>	<b>18-</b>	\$926	1286	1649
	<b>20-</b>	\$926	1286	1649
<b>29P-36</b>	<b>18-</b>	\$1026	1421	1816
	<b>20-</b>	\$1026	1421	1816
<b>29P-42</b>	<b>18-</b>	\$1163	1607	2052
	<b>20-</b>	\$1163	1607	2052

Step 8. Top

<b>T1</b>	1"-high painted metal top with squared edge	+\$0
<b>T2</b>	1 1/4"-high painted metal top with squared edge	+\$0

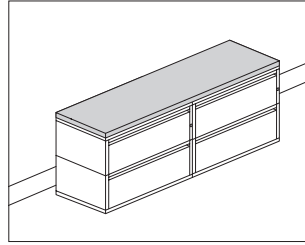
Step 9. Cushion Top Fabric

Price Category 1	+\$0
Price Category 2	+\$68
Price Category 3	+\$82
Price Category 4	+\$101
Price Category 1	+\$0
Price Category 2	+\$68
Price Category 3	+\$82
Price Category 4	+\$101

# Sloped-Pull Freestanding Lateral File *continued*

# Meridian® File Top

TPL-0



## Step 10. Lock

*For 1"-high painted metal top with squared edge (T1) or 1 1/4"-high painted metal top with squared edge (T2)*

<b>KA</b>	keyed alike	+\$0
<b>KC</b>	keyed differently, chrome	+\$0
<b>KD</b>	keyed differently, black	+\$0

## Step 11. Pull Finish

<b>G2</b>	graphite satin	+\$0
-----------	----------------	------

## Step 12. Base Height

<b>B1</b>	1"-high base	+\$0
<b>B2</b>	1 1/2"-high base	+\$0
<b>B3</b>	2 1/4"-high base	+\$0
<b>B4</b>	3 1/4"-high base	+\$0

## Step 13. Counterweight

<b>NO</b>	no counterweight (must gang or anchor)	+\$0
<b>CB</b>	counterweight (recommended)	+\$115

## Step 14. Drawer Interior

<b>9P</b>	front-to-back filing rail	+\$0
<b>9R</b>	side-to-side filing rail	+\$0
<b>9M</b>	3 dividers	+\$0

## Specification Information

### Step 1.

**TP** A

### Step 2. Top/Edge Material

**L-** laminate top with thermoplastic edge

### Step 3. Width

*For laminate top with thermoplastic edge (L-)*

**072** 72" wide

### Step 4. Depth

**40** 40" deep

### Prices for Steps 1-4.

**TPL-072 40** \$818

### Step 5. Top Finish

#### Solid-Color Laminate

<b>98</b>	studio white	+\$0
<b>28</b>	canyon	+\$0
<b>29</b>	misted	+\$0

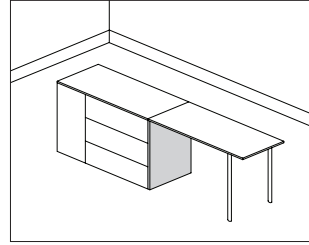
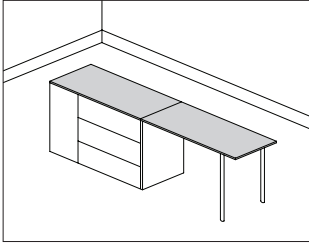
### Step 6. Edge Finish

**98** studio white \$+\$0

Meridian® Lateral Files

Meridian® Storage Surround Top FSTL-

Meridian® Storage Surround End FSEL-



Meridian® Lateral Files

**Specification Information**

Step 1.

FST **A**

Step 2. Top/Edge Material

L- laminate top with thermoplastic edge

Step 3. Width

**120** 120" wide

**144** 144" wide

Step 4. Depth

**20** 20" deep

**40** 40" deep

Prices for Steps 1-4.

		<b>20</b>	<b>40</b>
<b>FSTL-</b>	<b>120</b>	\$1249	1710
	<b>144</b>	\$1367	1977

Step 5. Top Finish

Solid-Color Laminate

**98** studio white +\$0

Step 6. Edge Finish

**98** studio white +\$0

**Specification Information**

Step 1.

FSE **A**

Step 2. End/Edge Material

L- laminate end with thermoplastic edge

Step 3. Height

**41** 41.625" high

Step 4. Depth

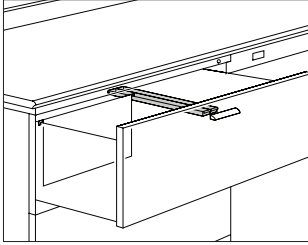
**20** 20" deep

Prices for Steps 1-4.

		<b>20</b>
<b>FSEL-</b>	<b>41</b>	\$294

Front-to-Back Filing Rail,  
Meridian® Stackable™ Lateral File

9P001  
9P002  
9P361  
9P362



**Specification Information**

Step 1.

**9P**

Step 2. Width

**00** for 30"- or 42"-wide drawers

**36** for 36"-wide drawers

Step 3. Depth

**18** 18" deep

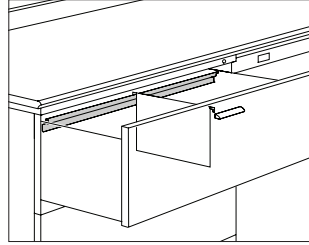
**20** 20" deep

Prices for Steps 1-3.

<b>9P0018</b>	\$32
<b>9P0020</b>	\$32
<b>9P3618</b>	\$32
<b>9P3620</b>	\$32

Side-to-Side Filing Rail, Meridian®  
Stackable™ Lateral File

9R124  
9R130  
9R136  
9R142  
9R224  
9R230  
9R236  
9R242



**Specification Information**

Step 1.

**9R**

Step 2. Quantity

**1** 1 filing rail

**2** 2 filing rails

Step 3. Width

**2400** for 24"-wide drawers

**3000** for 30"-wide drawers

**3600** for 36"-wide drawers

**4200** for 42"-wide drawers

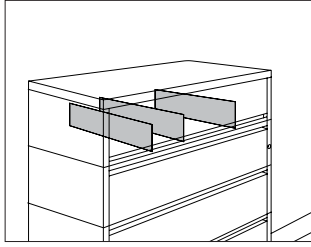
Prices for Steps 1-3.

<b>9R12400</b>	\$25
<b>9R13000</b>	\$25
<b>9R13600</b>	\$26
<b>9R14200</b>	\$26
<b>9R22400</b>	\$49
<b>9R23000</b>	\$49
<b>9R23600</b>	\$49
<b>9R24200</b>	\$49

Meridian® Lateral Files

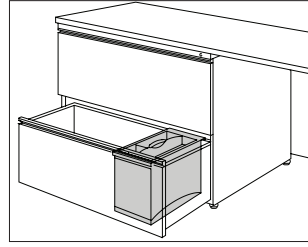
Movable Divider, Meridian®,  
 Quadrant® or Tu®

9M100  
 9M300



File Drawer Organizer

LG901



Meridian® Lateral Files

**Specification Information**

Step 1.

**9M**

Step 2. Quantity

**100** 1 divider

**300** 3 dividers

Step 3. Depth

**18** for Meridian® 18"-deep Stackable™ lateral file modules or  
 Quadrant® 20" deep flipper door with pullout shelf

**20** for Meridian® 20" deep Stackable™ lateral file modules

Prices for Steps 1-3.

**9M100 18** \$18

**20** \$18

**9M300 18** \$40

**20** \$40

**Specification Information**

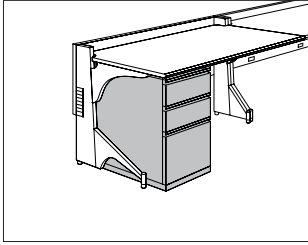
Step 1.

**LG901** \$93



# Standard-Pull Freestanding Pedestal

F16-1



## Specification Information

Step 1.

**F16-**

Step 2. Width

**15** 15" wide

Step 3. Depth

**18-** 18" deep

**22-** 22" deep

**28-** 28" deep

Step 4. Configuration

*For 15" wide (15)*

**FF** file/file

**BBF** box/box/file

Prices for Steps 1-4.

		FF	BBF
<b>F16-15</b>	<b>18-</b>	\$627	655
	<b>22-</b>	\$651	678
	<b>28-</b>	\$667	705

Step 7. Top

*Ethospace® Pedestal Top (TE3) available only on 15"-wide, 22"- or 28"-deep pedestals.*

*For 15" wide (15) with 18" deep (18-)*

**T1** 1"-high painted metal top with squared edge +\$0

**T2** 1¼"-high painted metal top with squared edge +\$0

*For 15" wide (15) with 28" deep (28-)*

**T1** 1"-high painted metal top with squared edge +\$0

**T2** 1¼"-high painted metal top with squared edge +\$0

*For 15" wide (15) with 22" deep (22-)*

**T1** 1"-high painted metal top with squared edge +\$0

**T2** 1¼"-high painted metal top with squared edge +\$0

Step 8. Lock

*For 15" wide (15) with 22" deep (22-) with 1"-high painted metal top with squared edge (T1), or 1¼"-high painted metal top with squared edge (T2)*

**KA** keyed alike +\$0

**KC** keyed differently, chrome +\$0

**KD** keyed differently, black +\$0

*For 15" wide (15) with 18" deep (18-) with 1"-high painted metal top with squared edge (T1), or 1¼"-high painted metal top with squared edge (T2)*

**KA** keyed alike +\$0

**KC** keyed differently, chrome +\$0

**KD** keyed differently, black +\$0

*For 15" wide (15) with 28" deep (28-) with 1"-high painted metal top with squared edge (T1), or 1¼"-high painted metal top with squared edge (T2)*

**KA** keyed alike +\$0

**KC** keyed differently, chrome +\$0

**KD** keyed differently, black +\$0

Step 9. Base Height

**B1** 1"-high base +\$0

**B2** 1½"-high base +\$0

**B3** 2¼"-high base +\$0

**B4** 3¼"-high base +\$0

Step 10. Counterweight

**NO** no counterweight +\$0

**CB** counterweight +\$88

Step 11. Compressor

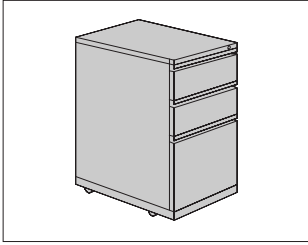
*For file/file (FF)*

**C** standard compressor +\$0

*For box/box/file (BBF)*

**C** standard compressor +\$0

Meridian® Pedestals



Meridian® Pedestals

**Specification Information**

Step 1.

**M16-**

Step 2. Width

**15** 15" wide

Step 3. Depth

**18-** 18" deep  
**22-** 22" deep  
**28-** 28" deep

Step 4. Configuration

*For 15" wide (15)*

**BF** box/file  
**FF** file/file  
**BBF** box/box/file

Prices for Steps 1-4.

	<b>BF</b>	<b>FF</b>	<b>BBF</b>
<b>M16-15 18-</b>	\$667	766	793
<b>22-</b>	\$684	786	815
<b>28-</b>	\$709	822	842

Step 7. Top

**T1** 1"-high painted metal top with squared edge +\$0  
**T2** 1¼"-high painted metal top with squared edge +\$0

Step 8. Lock

*For 18" deep (18-) with 1"-high painted metal top with squared edge (T1)*

**KA** keyed alike +\$0  
**KC** keyed differently, chrome +\$0  
**KD** keyed differently, black +\$0

*For 22" deep (22-) or 28" deep (28-) with 1"-high painted metal top with squared edge (T1)*

**KA** keyed alike +\$0  
**KC** keyed differently, chrome +\$0  
**KD** keyed differently, black +\$0

*For 18" deep (18-) with 1¼"-high painted metal top with squared edge (T2)*

**KA** keyed alike +\$0  
**KC** keyed differently, chrome +\$0  
**KD** keyed differently, black +\$0

*For 22" deep (22-) or 28" deep (28-) with 1¼"-high painted metal top with squared edge (T2)*

**KA** keyed alike +\$0  
**KC** keyed differently, chrome +\$0  
**KD** keyed differently, black +\$0

*For 18" deep (18-)*

**KA** keyed alike +\$0  
**KC** keyed differently, chrome +\$0  
**KD** keyed differently, black +\$0

*For 22" deep (22-) or 28" deep (28-)*

**KA** keyed alike +\$0  
**KC** keyed differently, chrome +\$0  
**KD** keyed differently, black +\$0

*For 18" deep (18-)*

**KA** keyed alike +\$0  
**KC** keyed differently, chrome +\$0  
**KD** keyed differently, black +\$0

*For 22" deep (22-) or 28" deep (28-)*

**KA** keyed alike +\$0  
**KC** keyed differently, chrome +\$0  
**KD** keyed differently, black +\$0

*For 18" deep (18-)*

**KA** keyed alike +\$0  
**KC** keyed differently, chrome +\$0  
**KD** keyed differently, black +\$0

*For 22" deep (22-) or 28" deep (28-)*

**KA** keyed alike +\$0  
**KC** keyed differently, chrome +\$0  
**KD** keyed differently, black +\$0

*For 18" deep (18-)*

**KA** keyed alike +\$0  
**KC** keyed differently, chrome +\$0  
**KD** keyed differently, black +\$0

*For 22" deep (22-) or 28" deep (28-)*

**KA** keyed alike +\$0  
**KC** keyed differently, chrome +\$0  
**KD** keyed differently, black +\$0

## Standard-Pull Mobile Pedestal

continued

### Step 9. Handle

For 18" deep (18-) with 1"-high painted metal top with squared edge (T1), or 1 1/4"-high painted metal top with squared edge (T2)

**HN** no hand grip +\$0

For 22" deep (22-) or 28" deep (28-) with 1"-high painted metal top with squared edge (T1), or 1 1/4"-high painted metal top with squared edge (T2)

**HN** no hand grip +\$0

### Step 10. Compressor

For box/file (BF) or box/box/file (BBF)

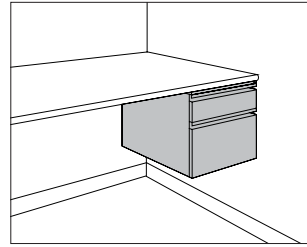
**C** standard compressor +\$0

For file/file (FF)

**C** standard compressor +\$0

## Standard-Pull Suspended Pedestal

S16-1



### Specification Information

Step 1.

**S16-**

Step 2. Width

**15** 15" wide

Step 3. Depth

**22-** 22" deep

**28-** 28" deep

Step 4. Configuration

For 15" wide (15)

**BF** box/file

Prices for Steps 1-4.

	<b>BF</b>
<b>S16-15 22-</b>	\$488
<b>28-</b>	\$501

Step 7. Lock

**KA** keyed alike +\$0

**KC** keyed differently, chrome +\$0

**KD** keyed differently, black +\$0

Step 8. Base Height

**NB** no base +\$0

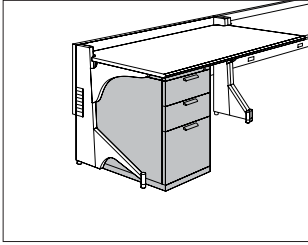
Step 9. Compressor

For 22" deep (22-) or 28" deep (28-) with box/file (BF)

**C** standard compressor +\$0

# Sloped-Pull Freestanding Pedestal

F19P-



Meridian® Pedestals

## Specification Information

Step 1.

**F19**

Step 2. Front Material

**P-15** painted metal front

Step 3. Depth

**18-** 18" deep

**22-** 22" deep

Step 4. Configuration

**FF** file/file

**BBF** box/box/file

Prices for Steps 1-4.

	FF	BBF
<b>F19P-15 18-</b>	\$690	721
<b>22-</b>	\$717	746

Step 7. Top

*Ethospace® Pedestal Top (TE3) available only on 15"-wide, 22"- or 28"-deep pedestals.*

*For painted metal front (P-15) with 18" deep (18-)*

<b>T1</b>	1"-high painted metal top with squared edge	+\$0
<b>T2</b>	1¼"-high painted metal top with squared edge	+\$0

*For painted metal front (P-15) with 22" deep (22-)*

<b>T1</b>	1"-high painted metal top with squared edge	+\$0
<b>T2</b>	1¼"-high painted metal top with squared edge	+\$0

Step 8. Lock

*For 1"-high painted metal top with squared edge (T1) or 1¼"-high painted metal top with squared edge (T2)*

<b>KA</b>	keyed alike	+\$0
<b>KC</b>	keyed differently, chrome	+\$0
<b>KD</b>	keyed differently, black	+\$0

Step 9. Pull Finish

<b>G2</b>	graphite satin	+\$0
-----------	----------------	------

Step 10. Base Height

<b>B1</b>	1"-high base	+\$0
<b>B2</b>	1½"-high base	+\$0
<b>B3</b>	2¼"-high base	+\$0
<b>B4</b>	3¼"-high base	+\$0

Step 11. Counterweight

<b>NO</b>	no counterweight	+\$0
<b>CB</b>	counterweight	+\$88

Step 12. Compressor

*For file/file (FF)*

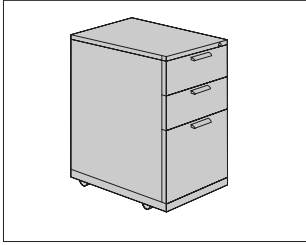
<b>C</b>	standard compressor	+\$0
----------	---------------------	------

*For box/box/file (BBF)*

<b>C</b>	standard compressor	+\$0
----------	---------------------	------

Sloped-Pull Mobile Pedestal

M19P-



**Specification Information**

Step 1.

**M19**

Step 2. Front Material

**P-15** painted metal front

Step 3. Depth

**18-** 18" deep

**22-** 22" deep

Step 4. Configuration

**FF** file/file

**BF** box/file

**BBF** box/box/file

Prices for Steps 1-4.

	FF	BF	BBF
<b>M19P-15 18-</b>	\$842	734	872
<b>22-</b>	\$866	753	898

Step 7. Top

**T1** 1"-high painted metal top with squared edge +\$0

**T2** 1 1/4"-high painted metal top with squared edge +\$0

Step 8. Lock

*For 18" deep (18-) with 1"-high painted metal top with squared edge (T1), or 1 1/4"-high painted metal top with squared edge (T2)*

**KA** keyed alike +\$0

**KC** keyed differently, chrome +\$0

**KD** keyed differently, black +\$0

*For 22" deep (22-) with 1"-high painted metal top with squared edge (T1), or 1 1/4"-high painted metal top with squared edge (T2)*

**KA** keyed alike +\$0

**KC** keyed differently, chrome +\$0

**KD** keyed differently, black +\$0

Step 9. Handle

*For 18" deep (18-) with 1"-high painted metal top with squared edge (T1), or 1 1/4"-high painted metal top with squared edge (T2)*

**HN** no hand grip +\$0

*For 22" deep (22-) with 1"-high painted metal top with squared edge (T1), or 1 1/4"-high painted metal top with squared edge (T2)*

**HN** no hand grip +\$0

Step 10. Pull Finish

**G2** graphite satin +\$0

Step 11. Compressor

*For file/file (FF)*

**C** standard compressor +\$0

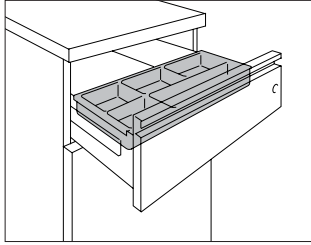
*For box/file (BF) or box/box/file (BBF)*

**C** standard compressor +\$0

Meridian® Pedestals

Pencil Tray for Box Drawer,  
Meridian® Pedestal

73-15



**Specification Information**

Step 1.

**73-**

Step 2. Width

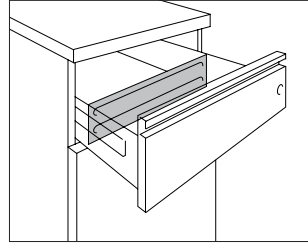
**1516-PT** for 15"-wide drawer (for Meridian® pedestals and 5000 Series furniture)

Prices for Steps 1-2.

**73-1516-PT** \$23

Drawer Divider for Box Drawer,  
Meridian® Pedestal

73-15



**Specification Information**

Step 1.

**73-**

Step 2. Width

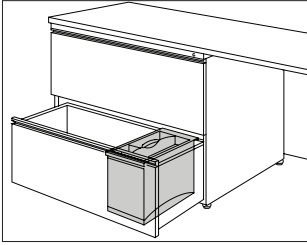
**1567-D** for 15"-wide drawer (for Meridian® pedestals and 5000 Series furniture)

Prices for Steps 1-2.

**73-1567-D** \$16

File Drawer Organizer

LG901



**Specification Information**

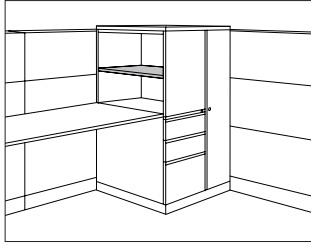
Step 1.

**LG901**

\$93

## Adjustable Shelf

MTAS.



### Specification Information

Step 1.

**MTAS.**

Step 2. Usage

- A** for MTB side-facing bookcase
- B** for MTV storage case

Prices for Steps 1-2.

<b>MTAS. A</b>	\$69
<b>B</b>	\$69

Step 3. Paint/Steel Type

<b>SS</b> smooth paint on smooth steel	+\$0
--	------

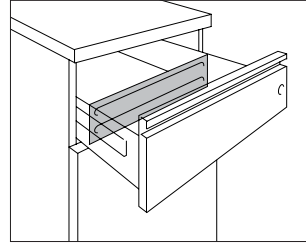
Step 4. Surface Finish

Nonmetallic Paint

<b>BU</b> black umber	+\$0
<b>G2</b> graphite satin	+\$0
<b>HF</b> inner tone light	+\$0
<b>HT</b> inner tone (discontinuing)	+\$0
<b>LT</b> light tone	+\$0
<b>LU</b> soft white	+\$0
<b>MT</b> medium tone	+\$0
<b>SG</b> slate grey	+\$0

## Drawer Divider for Box Drawer, Meridian® Pedestal

73-15



### Specification Information

Step 1.

**73-**

Step 2. Width

- 1567-D** for 15"-wide drawer (for Meridian® pedestals and 5000 Series furniture)

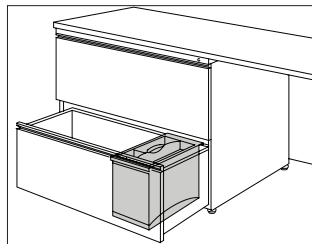
Prices for Steps 1-2.

<b>73-1567-D</b>	\$16
------------------	------



File Drawer Organizer

LG901



Specification Information

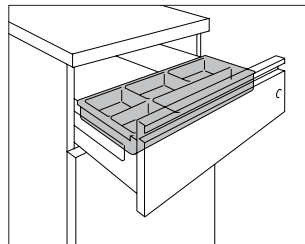
Step 1.

LG901

\$93

Pencil Tray for Box Drawer, Meridian® Pedestal

73-15



Specification Information

Step 1.

73-

Step 2. Width

1516-PT for 15"-wide drawer (for Meridian® pedestals and 5000 Series furniture)

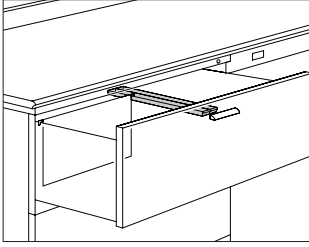
Prices for Steps 1-2.

73-1516-PT

\$23

**Front-to-Back Filing Rail,  
Meridian® Stackable™ Lateral File**

9P001  
9P002  
9P361  
9P362



**Specification Information**

Step 1.

**9P**

Step 2. Width

**00** for 30"- or 42"-wide drawers

**36** for 36"-wide drawers

Step 3. Depth

**18** 18" deep

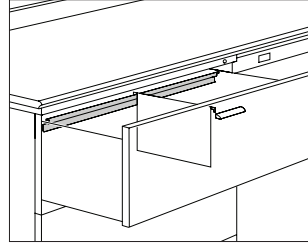
**20** 20" deep

Prices for Steps 1-3.

<b>9P0018</b>	\$32
<b>9P0020</b>	\$32
<b>9P3618</b>	\$32
<b>9P3620</b>	\$32

**Side-to-Side Filing Rail, Meridian®  
Stackable™ Lateral File**

9R124  
9R130  
9R136  
9R142  
9R224  
9R230  
9R236  
9R242



**Specification Information**

Step 1.

**9R**

Step 2. Quantity

**1** 1 filing rail

**2** 2 filing rails

Step 3. Width

**2400** for 24"-wide drawers

**3000** for 30"-wide drawers

**3600** for 36"-wide drawers

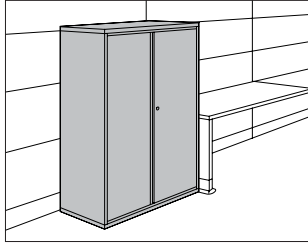
**4200** for 42"-wide drawers

Prices for Steps 1-3.

<b>9R12400</b>	\$25
<b>9R13000</b>	\$25
<b>9R13600</b>	\$26
<b>9R14200</b>	\$26
<b>9R22400</b>	\$49
<b>9R23000</b>	\$49
<b>9R23600</b>	\$49
<b>9R24200</b>	\$49

# Standard-Pull Storage Case

46-30  
46-36



## Specification Information

### Step 1.

46-

### Step 2. Width

<b>30</b>	30" wide
<b>36</b>	36" wide

### Step 3. Depth

<b>20-</b>	20" deep
------------	----------

### Step 4. Case Height

<b>29</b>	26 <sup>1</sup> / <sub>4</sub> " high
<b>38</b>	35 <sup>1</sup> / <sub>4</sub> " high
<b>42</b>	39 <sup>3</sup> / <sub>8</sub> " high
<b>69</b>	65 <sup>5</sup> / <sub>8</sub> " high

### Prices for Steps 1-4.

	<b>29</b>	<b>38</b>	<b>42</b>	<b>69</b>
<b>46-30 20-</b>	\$846	926	987	1314
<b>46-36 20-</b>	\$958	1033	1099	1421

### Step 5. Paint/Steel Type

<b>XS</b>	textured paint on smooth steel	+\$0
-----------	--------------------------------	------

### Step 6. Surface Finish

#### Nonmetallic Paint

<b>BU</b>	black umber	+\$0
<b>G2</b>	graphite satin	+\$0
<b>HF</b>	inner tone light	+\$0
<b>HT</b>	inner tone (discontinuing)	+\$0
<b>LT</b>	light tone	+\$0
<b>LU</b>	soft white	+\$0
<b>MT</b>	medium tone	+\$0
<b>SG</b>	slate grey	+\$0

#### Sand Texture Paint

<b>98</b>	studio white	+\$0
-----------	--------------	------

### Step 7. Interior

Coat rod with three shelves (W) only available with 1<sup>1</sup>/<sub>4</sub>"-high painted metal top (T2).

For 26<sup>1</sup>/<sub>4</sub>" high (29), 35<sup>1</sup>/<sub>4</sub>" high (38), or 39<sup>3</sup>/<sub>8</sub>" high (42)

<b>NS1</b>	1 shelf total	+\$45
<b>NS2</b>	2 shelves total	+\$87

For 65<sup>5</sup>/<sub>8</sub>" high (69)

<b>NS3</b>	3 shelves total	+\$129
<b>NS4</b>	4 shelves total	+\$171
<b>NS5</b>	5 shelves total	+\$215
<b>WC</b>	coat rod with shelf	+\$98
<b>W</b>	coat rod with 3 shelves (only available with T2 top)	+\$217

### Step 8. Lock/Doors

For coat rod with 3 shelves (only available with T2 top) (W)

<b>DD</b>	no lock, no doors	-\$71
<b>KA</b>	keyed alike, black	+\$0
<b>KC</b>	keyed differently, chrome	+\$0
<b>KD</b>	keyed differently, black	+\$0

For 1 shelf total (NS1), 2 shelves total (NS2), 3 shelves total (NS3), 4 shelves total (NS4), 5 shelves total (NS5), or coat rod with shelf (WC)

<b>DD</b>	no lock, no doors	-\$71
<b>KA</b>	keyed alike, black	+\$0
<b>KC</b>	keyed differently, chrome	+\$0
<b>KD</b>	keyed differently, black	+\$0

### Step 9. Top

For no lock, no doors (DD), keyed alike, black (KA), keyed differently, chrome (KC), or keyed differently, black (KD)

<b>T1</b>	1"-high painted metal top with squared edge	+\$0
<b>T2</b>	1 <sup>1</sup> / <sub>4</sub> "-high painted metal top with squared edge	+\$0
<b>D1</b>	6 <sup>1</sup> / <sub>2</sub> "-high full dome, side-to-side	+\$266
<b>H1</b>	6 <sup>1</sup> / <sub>2</sub> "-high half dome, sloping left	+\$266
<b>H2</b>	6 <sup>1</sup> / <sub>2</sub> "-high half dome, sloping right	+\$266

For no lock, no doors (DD), keyed alike, black (KA), keyed differently, chrome (KC), or keyed differently, black (KD)

<b>T2</b>	1 <sup>1</sup> / <sub>4</sub> "-high painted metal top with squared edge	+\$0
-----------	--	------

Meridian® Storage Cases

# Standard-Pull Storage Case *continued*

Meridian® Storage Cases

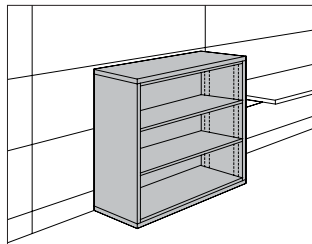
Step 10. Cushion Top Fabric	
Price Category 1	+\$0
Price Category 2	+\$68
Price Category 3	+\$82
Price Category 4	+\$101
Price Category 1	+\$0
Price Category 2	+\$68
Price Category 3	+\$82
Price Category 4	+\$101

Step 11. Base Height	
<i>For 26<sup>1</sup>/<sub>4</sub>" high (29), 35<sup>1</sup>/<sub>4</sub>" high (38), or 39<sup>3</sup>/<sub>8</sub>" high (42)</i>	
<b>B1</b> 1"-high base	+\$0
<b>B2</b> 1 <sup>1</sup> / <sub>2</sub> "-high base	+\$0
<b>B3</b> 2 <sup>1</sup> / <sub>4</sub> "-high base	+\$0
<b>B4</b> 3 <sup>1</sup> / <sub>4</sub> "-high base	+\$0
<b>B5</b> 4 <sup>1</sup> / <sub>4</sub> "-high base	+\$36

<i>For 65<sup>5</sup>/<sub>8</sub>" high (69)</i>	
<b>B1</b> 1"-high base	+\$0
<b>B2</b> 1 <sup>1</sup> / <sub>2</sub> "-high base	+\$0
<b>B3</b> 2 <sup>1</sup> / <sub>4</sub> "-high base	+\$0
<b>B4</b> 3 <sup>1</sup> / <sub>4</sub> "-high base	+\$0
<b>B5</b> 4 <sup>1</sup> / <sub>4</sub> "-high base	+\$36

# Freestanding Bookcase

46-36



### Specification Information

#### Step 1.

**46-**

#### Step 2. Width

**3615-** 36" wide

#### Step 3. Doors

*For 36" wide (3615-)*

**OB-** no doors

#### Step 4. Height

*For no doors (OB-)*

**29** 26<sup>1</sup>/<sub>4</sub>" high

**42** 39<sup>3</sup>/<sub>8</sub>" high

**68** 65<sup>5</sup>/<sub>8</sub>" high

#### Prices for Steps 1-4.

	<b>29</b>	<b>42</b>	<b>68</b>
<b>46-3615- OB-</b>	\$926	979	1103

#### Step 7. Top

**T1** 1"-high painted metal top with squared edge +\$0

**T2** 1<sup>1</sup>/<sub>4</sub>"-high painted metal top with squared edge +\$0

#### Step 8. Shelves

*For 26<sup>1</sup>/<sub>4</sub>" high (29)*

**NS1** 1 shelf total +\$0

*For 39<sup>3</sup>/<sub>8</sub>" high (42)*

**NS1** 1 shelf total -\$32

**NS2** 2 shelves total +\$0

**NS3** 3 shelves total +\$36

*For 65<sup>5</sup>/<sub>8</sub>" high (68)*

**NS4** 4 shelves total +\$0

**NS5** 5 shelves total +\$36

**NS6** 6 shelves total +\$70

#### Step 9. Base Height

**B1** 1"-high base +\$0

**B2** 1<sup>1</sup>/<sub>2</sub>"-high base +\$0

**B3** 2<sup>1</sup>/<sub>4</sub>"-high base +\$0

**B4** 3<sup>1</sup>/<sub>4</sub>"-high base +\$0

**B5** 4<sup>1</sup>/<sub>4</sub>"-high base +\$36



## Index by Product Name

<b>Meridian® Storage 10-Day or Less</b>	
Adjustable Shelf	page(s) 48
Drawer Divider for Box Drawer, Meridian® Pedestal	48, 46
File Drawer Organizer	49, 47, 40
Freestanding Bookcase	53
Front-to-Back Filing Rail, Meridian® Stackable™ Lateral File	50, 39
Meridian® File Top	37
Meridian® Storage Surround End	38
Meridian® Storage Surround Top	38
Movable Divider, Meridian®, Quadrant® or Tu®	40
Pencil Tray for Box Drawer, Meridian® Pedestal	49, 46
Side-to-Side Filing Rail, Meridian® Stackable™ Lateral File	50, 39
Sloped-Pull Freestanding Lateral File	36
Sloped-Pull Freestanding Pedestal	44
Sloped-Pull Mobile Pedestal	45
Standard-Pull Freestanding Lateral File	35
Standard-Pull Freestanding Pedestal	41
Standard-Pull Mobile Pedestal	42
Standard-Pull Storage Case	51
Standard-Pull Suspended Pedestal	43
<b>Tu® Storage 10-Day or Less</b>	
Bookcase	page(s) 30
Drawer Divider, Tu® Pedestal	27, 16
File Compressor, Tu®	29, 18
File Converter, Tu®	28, 18
File Drawer Organizer	26, 22, 16
Front-to-Back Filing Rail, Tu® Lateral File	21
Movable Divider, Meridian®, Quadrant® or Tu®	23
Side-to-Side Filing Rail, Tu® Lateral File	22
Stationery Divider, Tu® Pedestal	27, 17
Storage Tops	32
Tu® File Top	21
Utility Tray, Tu® Pedestal	28, 17
V-Pull Freestanding Lateral File	20
V-Pull Freestanding Pedestal	6
V-Pull Mobile Pedestal	9
V-Pull Support Pedestal	13
V-Pull Suspended Pedestal	15
W-Pull Freestanding Lateral File	19
W-Pull Freestanding Pedestal	5
W-Pull Mobile Pedestal	7
W-Pull Storage Case	29
W-Pull Storage Tower	23
W-Pull Storage Tower, No Wardrobe	25
W-Pull Support Pedestal	11
W-Pull Surface-Attached Pedestal	10
W-Pull Suspended Pedestal	14





# Index by Product Number

9M100	Movable Divider, Meridian®, Quadrant® or Tu®	page(s) 40, 23
9M300		
9P001	Front-to-Back Filing Rail, Meridian® Stackable™ Lateral File	50, 39
9P002		
9P361		
9P362		
9R124	Side-to-Side Filing Rail, Meridian® Stackable™ Lateral File	50, 39
9R130		
9R136		
9R142		
9R224		
9R230		
9R236		
9R242		
26-30	Standard-Pull Freestanding Lateral File	35
26-36		
26-42		
29P-3	Sloped-Pull Freestanding Lateral File	36
29P-4		
46-30	Standard-Pull Storage Case	51
46-36	Freestanding Bookcase	53
46-36	Standard-Pull Storage Case	51
73-15	Drawer Divider for Box Drawer, Meridian® Pedestal	48, 46
73-15	Pencil Tray for Box Drawer, Meridian® Pedestal	49, 46
F16-1	Standard-Pull Freestanding Pedestal	41
F19P-	Sloped-Pull Freestanding Pedestal	44
FSEL-	Meridian® Storage Surround End	38
FSTL-	Meridian® Storage Surround Top	38
L2ST.	Storage Tops	32
LG500.	Bookcase	30
LG901	File Drawer Organizer	49, 47, 40, 26, 22, 16
LG902.	Side-to-Side Filing Rail, Tu® Lateral File	22
LG903.	Drawer Divider, Tu® Pedestal	27, 16
LG904.	Front-to-Back Filing Rail, Tu® Lateral File	21
LG905	Stationery Divider, Tu® Pedestal	27, 17
LG906	Utility Tray, Tu® Pedestal	28, 17
LG907	File Converter, Tu®	28, 18
LG908	File Compressor, Tu®	29, 18
LTPL-	Tu® File Top	21
LV100.	V-Pull Freestanding Pedestal	6
LV110.	V-Pull Mobile Pedestal	9
LV130.	V-Pull Suspended Pedestal	15
LV150.	V-Pull Support Pedestal	13
LV200.	V-Pull Freestanding Lateral File	20
LW100.	W-Pull Freestanding Pedestal	5

LW110.	W-Pull Mobile Pedestal	7
LW130.	W-Pull Suspended Pedestal	14
LW140.	W-Pull Surface-Attached Pedestal	10
LW150.	W-Pull Support Pedestal	11
LW200.	W-Pull Freestanding Lateral File	19
LW300.	W-Pull Storage Tower	23
LW310.		
LW320.	W-Pull Storage Tower, No Wardrobe	25
LW330.		
LW400.	W-Pull Storage Case	29
M16-1	Standard-Pull Mobile Pedestal	42
M19P-	Sloped-Pull Mobile Pedestal	45
MTAS.	Adjustable Shelf	48
S16-1	Standard-Pull Suspended Pedestal	43
TPL-0	Meridian® File Top	37



# 10-Day or Less Order Information

## 10-Day or Less Program

10-day or less products are designed for established Herman Miller dealers with pre-approved credit.

Products are distributed from multiple West Michigan manufacturing facilities. These include Holland, Spring Lake, and Zeeland. Orders will be shipped within 10 business days or less from the date of Herman Miller acknowledgement.

## Ordering Procedures

1. Please place orders through Order Manager. If this is not available to you, place orders through mail or fax. Verbal purchase orders will not be accepted.  
Order Entry fax number for Passage®, 5000 Series, and Meridian® Filing and Storage: (616) 846 9236.  
Order Entry fax number for all other products: (616) 654 3085.
2. Orders must be clearly marked “10-day or less program” and include only 10-day or less products. Orders not marked this way will be processed under standard lead times. Orders for standard lead times must be placed on a separate purchase order.
3. Only fabrics and finishes listed with each product are available through the 10-day or less program.
4. For any 10-day or less project over \$250,000 list price, please contact your Customer Care representative within 48 hours of order entry to reserve lead time.
5. For more information, contact your Customer Care representative at: (866) 854 3048 EXT 3400.

## Shipments and Delivery

Per Herman Miller Terms and Conditions.

## Changes and Cancellation

Per Herman Miller Terms and Conditions.



# 10-Day Keyed-Alike Information

## Keyed-Alike Locks

All components with locks may be specified keyed alike. Products with keyed-alike locks will be shipped with lock chassis installed. Installation of lock cylinders will be on-site according to instructions provided. Herman Miller, Inc. will not be responsible for lock cylinder installation.

When specifying product keyed-alike, include separate lines on your order for the lock cylinders.

**For Action Office®, Ethospace®, or Passage® products,** list cylinder part number and key number (232092-XXX); select a key number (or numbers) between 226 and 427, excluding numbers 408 and 412.

**For Tu® Storage, Meridian® Storage, or 5000 Series, see the following charts.**

Keyed-alike locks are field installed.

To order keyed-alike locks for Action Office® Series 1 and 2 door panels, please contact Customer Care.

A master key can be used to open any lock on an attached or freestanding component. In addition, a removal key or lock change tool is required to remove lock plugs. Customers interested in ordering master keys, removal keys, or lock change tools should contact Customer Care.

For Tu Storage, Meridian Storage, or 5000 Series desk components with pedestals, specify as follows:

Specification Code	Key Number	Color	Lock Series
KA	232092-XXX <sup>1</sup>	black	UM series 226-427
KA	1B2JK7-XXX <sup>1</sup>	chrome	UM series 226-427

For 5000 Series flipper door unit with bezel or credenza storage cabinet with bezel, specify as follows:

Specification Code	Key Number	Color	Lock Series
KA	232092-XXX <sup>1</sup>	black	UM series 226-427

### Key Number:

XXX<sup>1</sup> = a key number between 226 and 427 (excluding 408 and 412)



# Proprietary Textiles Application Chart — 10-Day Seating

• Available

[N] Non-woven textile.

	Mirra® 2 Chairs	Celle® HC Chairs	Celle UC Chairs	Celle UF Chairs	Embody® Chairs	Sayl® Work Chairs	Sayl Side Chairs	Setu® Chairs	Verus™ Work Chairs/Stools Back	Verus Work Chairs/Stools Seat	Verus Side Chairs Back	Verus Side Chairs Seat	Aside® Chairs	Caper® Chairs	Lino™ Chairs Back	Lino Chairs Seat	Workspaces
<b>Price Category 1</b>																	
1A7__ AireWeave™ 2	•																
8T__ Crossing			•	•									•				•
3DE__ Dex			•			•	•	•	•	•	•	•	•				•
4RM__ Duo															•		
6V__ Flexnet™														•			
95__ Gem			•										•				•
365__ Interweave 2									•		•						
4W__ Lyris 2™								•									
1MN__ Monologue			•			1	1	•		•	•	•				•	•
235__ Tailored			•	•		•	•		•	•	•	•	•			•	•
1WS__ Whisper			•			1	•	•		•	•	•	•			•	•
<b>Price Category 2</b>																	
3AR__ Aristo			•	•		•	•	•	•	•		•	•			•	•
92__ Crepe			•	•		•	•		•	•		•	•			•	•
1LM__ Loom			•			•	•		•	•						•	•
1HA__ Medley			•	•	•	•	1		•	•		•	•				•
30__ Rhythm			•	•	•	•	•		•	•		•	•			•	
1RV__ Rivet						1	1		•	•			•			•	•
3SL__ Sequel [N]		•	•			•	•	•	•	•		•				•	•
8R__ Twist			•	•		•	•		•	•		•	•			•	•
<b>Price Category 3</b>																	
3AC__ Ace						1	•		•	•		•					•
8M__ Latitude™	•		•	•		•	•										•
ZM2__ Meld - Maharam			•	•		•	•	•		•							•
<b>Price Category 4</b>																	
213__ Mercer			•			•	1		•	•		•					•
6S__ Quilty			•			•	•		•	•			•				•
22P__ Strata						1	1		•	•		•	•				•
3SY__ Sync		•	•	•	•	•	•	•	•	•	•	•	•				•
<b>Price Category 5</b>																	
No fabrics available at this time.																	
<b>Price Category 6</b>																	
35__ Balance					•												

Appendix: Proprietary Textiles Application Chart — 10-Day Seating

1 Not available on Sayl Chairs with upholstered back.





# Proprietary Textile Colors — 10-Day Seating

## Price Category 1

AireWeave™ 2	
For Mirra® 2 chairs	
67% elastomeric	
33% antimony-free polyester	
1A702	Slate Grey
1A703	Graphite
1A705	Cappuccino
1A707	Dark Turquoise

Crossing	
54" wide	
86% antimony-free polyester	
14% polyester	
8T03	Wicker
8T04	Porcelain
8T05	Warm Grey
8T06	Sepia
8T07	Pumpkin
8T08	Copper
8T09	Cranberry
8T10	Tomato
8T11	Mulberry
8T12	Plum
8T13	Green Apple
8T14	Loden
8T15	Spruce
8T16	Periwinkle
8T17	Cerulean
8T18	Indigo
8T19	Shale
8T20	Brownstone
8T21	Bark
8T22	Tin
8T23	Graphite
8T24	Black

Dex	
54" wide	
50% recycled polyester	
50% polyester	
3DE01	Frost
3DE02	Silver Pine
3DE03	Stone
3DE04	Shale
3DE05	Charcoal

Duo	
For Lino™ Chairs	
52% polyester	
48% elastomeric	
4RM05	Shadow
4RM06	Graphite

Flexnet™	
For Caper® chairs	
69% elastomeric	
31% polyester	
6V01	Black
6V02	Silver Grey

Gem	
54" wide	
100% antimony-free polyester	
9502	Tangerine
9503	Red
9510	Berry Blue
9512	Green Apple
9514	Black
9515	Slate Grey
9516	Fog

Interweave 2	
For Verus™ Chairs	
65% elastomeric	
35% polyester	
36501	Iceberg
36505	Slate
36506	Shale

Lyris 2™	
For Setu® chairs	
74% elastomeric	
26% polyester	
4W21	Alpine
4W26	Slate Grey
4W31	Graphite

Monologue	
54" wide	
56% recycled polyester	
44% polyester	
1MN01	Linen
1MN02	Alabaster
1MN03	Truffle
1MN04	Folkstone
1MN05	Silver Pine
1MN06	Slate
1MN07	Seed
1MN08	Yellow Oxide
1MN09	Persimmon
1MN10	Tundra
1MN11	Meadow
1MN12	Blue Sky
1MN13	Blue Spruce
1MN14	Deep Sea

Tailored	
54" wide	
56% polyester	
44% recycled polyester	
23502	Sugar
23507	Bluegrass
23508	Cobalt
23509	Cadet
23510	Fog
23511	Graphite
23512	Black

Whisper	
54" wide	
73% recycled polyester	
27% polyester,	
with 11.3% ocean bound plastic	
1WS01	Sand Dollar
1WS02	Pebble
1WS03	Silver Birch
1WS04	Iceberg
1WS05	Silver Pine
1WS06	Carbon
1WS07	Cumin
1WS08	Adobe
1WS09	Strawberry
1WS10	Blush
1WS11	Eggplant
1WS12	Willow
1WS13	Sea Grass
1WS14	Pool
1WS15	Blueberry
1WS16	Glacier
1WS17	Grey
1WS18	Canyon

# Proprietary Textile Colors — 10-Day Seating

continued

## Price Category 2

Aristo	
54" wide	
88% recycled polyester	
12% polyester	
Acrylic backing	
3AR01	Forest Moss
3AR02	Light Brindle
3AR03	Mink
3AR04	Copper
3AR05	Adobe
3AR06	Cherry
3AR07	Lilac
3AR08	Green Apple
3AR09	Surf
3AR10	Waterfall
3AR11	Cadet
3AR12	Tin
3AR13	Pewter
3AR14	Grey Brindle
3AR15	Grey Black

Crepe	
54" wide	
100% recycled polyester, with 43.6% ocean bound plastic	
9201	Licorice
9203	Smoke
9207	Cherry
9223	Cadet
9241	Beachglass
9249	Stone
9251	Fog
9252	Slate Grey
9261	Shale
9262	Graphite
9265	Mineral
9266	Persimmon
9267	Juniper
9268	Glacier
9269	Cascade
9270	Navy

Loom	
54" wide	
100% polyester	
1LM01	Linen
1LM02	Brown Sugar and Spice
1LM03	Brick and Mortar
1LM04	Salt and Pepper
1LM07	Poppy
1LM09	Loden
1LM11	Deep Sea

Medley	
54" wide	
100% polyester	
1HA01	Stone
1HA02	Trail
1HA03	Charcoal
1HA04	Cinder
1HA05	Citrus
1HA06	Papaya
1HA07	Chutney
1HA08	Tundra
1HA09	Feather Grey
1HA10	Chartreuse
1HA11	Loden
1HA12	Peacock
1HA13	Bayou
1HA14	Blue Grotto
1HA15	Blueberry
1HA22	Khaki
1HA23	Pewter

Rhythm	
54" wide	
100% polyester	
3007	Twilight
3014	Black
3015	Charcoal

Rivet	
54" wide	
100% recycled polyester	
1RV07	Lagoon
1RV09	Charcoal
1RV10	Grey Brindle

Sequel	
54" wide	
100% vinyl	
100% polyester knit backing	
Resilience® finish	
3SL01	White
3SL02	Pebble
3SL03	Mushroom
3SL04	Stone
3SL05	Chestnut
3SL06	Rattan
3SL07	Black Cherry
3SL08	Tundra
3SL09	Seal
3SL10	Blue Fog
3SL11	Folkstone
3SL12	Shale
3SL13	Slate Grey
3SL14	Charcoal
3SL15	Carbon Dark
3SL28	Navy

Twist	
54" wide	
80% antimony-free polyester	
13% recycled polyester	
7% polyester	
8R05	Wicker
8R10	Poppy
8R14	Tin
8R15	Shale
8R16	Graphite
8R17	Birch
8R18	Sepia
8R22	Blueberry
8R23	Green Apple
8R26	Gunmetal
8R28	Citrus
8R30	Tangerine
8R32	Wisteria
8R35	Waterfall
8R37	Carbon Dark

## Price Category 3

Ace	
54" wide	
100% polyurethane	
Polyester knit backing	
Stain resistant finish	
3AC03	Rye
3AC04	Metal
3AC15	Flint
3AC16	Blue Sky
3AC17	Oceanside
3AC18	Midnight
3AC21	Lead
3AC22	Black

Latitude™	
61" wide	
100% polyester	
8M01	Graphite
8M17	Black

Latitude™	
For Mirra 2 chairs	
61" wide	
100% polyester	
8M17	Black
8M21	Slate Grey
8M23	French Press
8M25	Dark Turquoise

Meld – Maharam	
54" wide	
68% post-consumer recycled polyester	
32% polyester	
PFOA-Free stain resistant	
ZM202/466387-202	Panda
ZM204/466387-204	Knight
ZM205/466387-205	Quill
ZM239/466387-239	Isle

# Proprietary Textile Colors — 10-Day Seating

continued

## Price Category 4

### Mercer

54" wide  
50% solution dyed recycled nylon  
50% solution dyed nylon  
BLOCKaide

21301	Stone
21303	Cayenne
21305	Pesto
21306	Teal Blue
21307	Ultramarine
21310	Charcoal

### Quilty

56" wide  
100% antimony-free polyester  
GreenShield

6S04	Straw
6S07	Brick
6S10	Mink
6S11	Green Apple
6S13	Indigo

### Strata

54" wide  
50% solution dyed recycled nylon  
50% solution dyed nylon  
BLOCKaide

22P04	Pesto
22P05	Peacock
22P06	Blue Jay
22P07	Blueberry
22P09	Mango
22P10	Paprika
22P11	Mulberry
22P12	Wheat
22P13	Brownstone
22P14	Bayou

## Price Category 5

### Sync

55" wide  
100% polyester

3SY01	Pine Cone
3SY02	Citron
3SY03	Canyon
3SY04	Truffle
3SY05	Wild Berry
3SY06	Everglade
3SY07	Glacier
3SY08	Nightfall
3SY09	Dark Mineral
3SY10	Slate Grey
3SY11	Dark Carbon
3SY12	Black

No fabrics available at this time.

## Price Category 6

### Balance

For Embody® chairs  
100% polyester

3512	Carbon
3513	Black

For more information about our products and services or to see a list of dealers, please visit us at [HermanMiller.com](http://HermanMiller.com) or call (800) 851 1196.

© 2021 Herman Miller, Inc., Zeeland, Michigan

#### Distribution Rights

Working together since 1956, Herman Miller and Vitra are the authentic sources of designs by Charles and Ray Eames, Alexander Girard, and George Nelson. All the designs shown in this book are protected by law. Herman Miller has obtained all rights to make and sell these designs. Also, Herman Miller holds exclusive worldwide manufacturing and distribution rights for these products with the following exceptions:

Charles and Ray Eames, George Nelson, and Alexander Girard—Worldwide distribution rights for furniture in all areas except Europe and the Middle East. For those areas, please contact Vitra.

Isamu Noguchi—Worldwide distribution rights for the Noguchi Rudder Table. Distribution rights for the Noguchi Table in North America and Central America only. For all other areas, please contact Vitra.

Magis—Exclusive distribution rights in the US and Canada. For all other areas, please contact Magis.

® **HermanMiller**, 3D Intelligent, AO, Action Office, Aeron, ArcSpan, Aside, Avall, Bubble Lamps, Canvas Office Landscape, Caper, Celle, Cosm, Co/Struc, Daisiyone, Distil, Eames, Eco-Dematerialized, Embody, Envelop, Ethospace, Exclave, Fine-Tune, FlexFront, Flo, Formcoat, Formwork, Ground Cloth, Herman Miller for the Home, Herman Miller for Healthcare, Intersect, Kinemat, Layout Studio, Lifework, Limerick, Lino, Live Unframed, Living Office, Maharam, Meridian, Mirra, Motia, Nelson, Pellicle, Perspectives, Plex, PostureFit, PostureFit SL, Prospects, Public Office Landscape, Resolve, Rodney, Sayl, Setu, Tu, Ubi, Verus, Wishbone, and Y-Tower are among the registered trademarks of Herman Miller, Inc., and its owned subsidiaries.

™ 8Z Pellicle, About Face, AireWeave, Albert, Backfit, Bubbletack, Burdick Group, Butterfly Back, Cellular Suspension, Clam, Commend, Compass, Connect, DOT, Duracare, Durawrap, EnhancedAccess, Everywhere, Flex-Edge, Flute, Harmonic, Headway, Herman Miller Select, Hopsak 2, Intent, Iota, Jaw, Keyless Entry, Keyn Chair Group by Herman Miller, Latitude, Locale, Logic Mini, Logic Power Access Solutions, Live Platform, Loop, Lyris, Lyris 2, Made-to-Measure Storage, Mora, Multiscrim, Nevi, OE1 Workspace Collection, Overlay, Pari, Pixelated Support, Pronta Stacking Chairs by Herman Miller, Prospect, Renew, Sense, Soft Pad, Stackable, Stackable Storage, Striad, Swoop, Thrive, Tone, TriFlex, Twist, Vista and Wireframe are among the trademarks of Herman Miller, Inc., and its owned subsidiaries.

SM Herman Miller Options is among the service marks of Herman Miller, Inc.

AAP™ is a trademark of Extron Electronics.

Alexander Girard® is a registered trademark of The Alexander Girard Estate.

Chemsurf® is a registered trademark of Wilsonart International.

Corian® is a registered trademark of E. I. du Pont de Nemours and Company Corporation.

Crypton® is a registered trademark of Crypton, Inc.

DACRON® is a registered trademark of INVISTA S.a r.l.

Danzer® is a registered trademark of Danzer Holding AG.

Decora® is a registered trademark of Leviton Manufacturing Co., Inc.

Edelman® Leather is a registered trademark of Edelman Leather, Inc.

Extron® is a registered trademark of RGB Systems, Inc.

FENIX NTM® is a registered trademark of Arpa Industriale S.p.A.

FLEXNET™ is a trademark of Milliken & Company.

Floor Saver Glide® is a registered trademark of Carpin Manufacturing, Inc.

Forest Stewardship Council® is a registered trademark of the Forest Stewardship Council A.C. (FSC). We are FSC® certified (FSC® C102895).

FSC® is a registered trademark of the Forest Stewardship Council A.C. (FSC).

Geiger® is a registered trademark, and Bumper™, Saiba™, and Ward Bennett™ are trademarks, of Geiger International.

Hang-It-All® is a registered trademark of Lucia Eames Demetrios, d.b.a. Eames Office.

Holophane® is a registered trademark of Holophane.

Ingeo™ is a trademark of Cargill Dow LLC.

iPad® and Mac mini® are registered trademarks of Apple Inc.

Leviton® is a registered trademark of Leviton Manufacturing Co., Inc.

LifeSize® is a registered trademark of LifeSize Communications, Inc.

Logitech G® is a registered trademark of Logitech International S.A.

Magis®, Bombo®, and Me Too® are registered trademarks of Magis S.p.A.

MicrobeCare™ is a trademark of Parasol Medical LLC.

Microsoft® and Natural® Keyboard are registered trademarks of Microsoft Corporation.

Noguchi® and the Noguchi table configuration (trade dress) are registered trademarks, and Rudder Table™ is a trademark, of The Isamu Noguchi Foundation and Garden Museum.

Place Textiles® is a registered trademark of Place Textiles.

SuperSeat™ is a trademark of Dahti Seating, a division of ITW.

Valor™ and Whisk™ are among the trademarks owned by Nemschoff, Inc.