



Prices effective June 2, 2025

Published September 2025

# Thrive™ Portfolio

<b>Introduction</b>	<b>page 2</b>
<b>Thrive™ Portfolio</b>	<b>3</b>
Technology Support	5
Power and Data Support	93
Screens	161
Personal Lighting	207
Occasional Lighting	210
Work Tools	213
Ubi® Work Tools	213
Formwork	249
Work Tools	257
<b>Indices</b>	<b>275</b>
By Name	275
By Number	279
<b>Appendices</b>	
20-Day or Less/Assigned Lead-Time Order Information	
Customer's Own Material Order Information-Workspaces	
Central Palette Overview	
Textiles Application Chart-Workspaces	
Textile Colors	
<b>For the latest materials information, refer to the Materials pages on <a href="https://www.hermanmiller.com">HermanMiller.com</a>.</b>	

**A Note on the Organization of This Book**

There are a few signals that will help you understand the organization of this book. Once you know them, you should be able to find your way around easily.

**Like a newspaper, this book is formatted with columns of text and illustrations that run vertically.**

Information wraps from one column to the next and continues for as many pages as it needs to.

**Black bars are clues.**

A black bar at the top of a page signals the start of information about a product.

This information is divided into two sections, each signaled by a black bar. Product Information includes a description, additional notes, and dimensional drawings. Specification Information, which always begins at the top of a column, includes a series of steps. Each step represents a decision you need to make in order to complete your product number. Steps must be followed sequentially. The number of pages needed to complete information on a product varies; some will be complete in one page; others may fill three or four pages. Just continue going through the steps until you run into the next product, signaled by the black bar at the top of the page.

Black tabs running along the outside edge of the page help you locate what section you are in or what section you want to go to. You can thumb forwards or backwards to find a section; tabs and text appear on both sides of the page.

The additional pages in the back of the book include the appendices and indices. They are signaled by a long black bar running along the outside edge of the page.

**The index is presented two ways.**

The first index is in alphabetical order by product name. It can be helpful if you are new to the products and numbering scheme or if you are looking for a type of product, such as work chair or round table.

The second index is by product number. It lists, in alphanumeric order, the base product number, typically a five-digit number.

**General Information**

This book is effective June 2, 2025, subject to change without notice. Products may be purchased from authorized Herman Miller dealers who will quote prices upon request. For more information about our products and services or to see a list of dealers, visit [www.HermanMiller.com](http://www.HermanMiller.com).


All prices are list prices. Additional services, such as planning services, design, storage, and installation, are not included and must be added to these prices when the additional services are requested.


Illustrations, specifications, and prices are based on the latest information at the time of publication. The right is reserved to make changes at any time without notice in prices, fabrics, finishes, materials, specifications, and models, and also to discontinue models and finishes.

Dimensions shown in the drawings are engineering drawing dimensions rounded up to the nearest 1/8". Product is shipped set up or knocked down. Products that include "Shipped knocked down" in the description require some assembly. If this statement does not appear in the description, the product is shipped assembled.

Service problems are normally handled by a Herman Miller authorized dealer. Where this cannot be accomplished on a local level, service problems should be referred to the Customer Care Representative for your region, Herman Miller, Inc., Zeeland, Michigan 49464.

**20-Day or Less/Assigned Lead-Time Shipments**

All products and options in this price book not designated by an Assigned Program icon  will ship in **20 business days or less** after being acknowledged by Herman Miller.

Products and options designated by an  are on the assigned lead-time program and may ship in 20 days, less than 20 days, or more than 20 days from order acknowledgement.

Technology Support

Power and Data Support

Screens

Personal Lighting

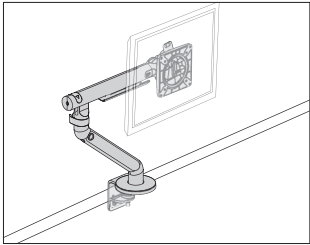
Occasional Lighting

Work Tools

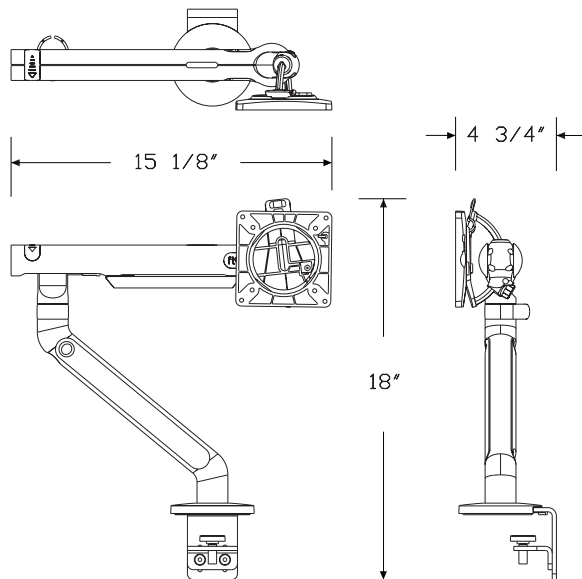




Flo® Now Single-Screen Monitor Arm      Y29117  
Support



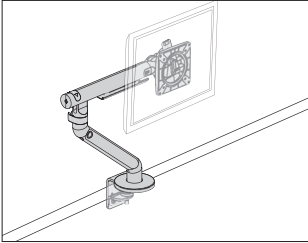
Product Information
Description
This easy to move, slim profile monitor arm assembly supports both a single flat and curved panel monitor. It has a 19" height-adjustment range, a 23" extension range, and allows the monitor to tilt 30° upward and -25° downward. The arm includes a quick-disconnect feature that allows easy installation and removal of a monitor. It has integrated cable management that includes an upper-arm cable cradle, built-in mid clip, and removable panels on underside of arm. A visual indicator shows the arm tension setting. The arm meets VESA 75mm and 100mm standards (Video Electronic Standards Association - Mounting Interface Standards). A hex key for adjusting the arm's tension is included.
Notes
Accommodates monitor weights ranging from 4.4-15.4 lbs.
Wall mount option (WM) does not include hardware to mount bracket to wall.
For Compass™ applications, see wall mount installation instructions.
White finish (0J) is available only with the surface clamp (CM) option.
Through-surface mount with rotation stop (T1S) option includes 1 bolt for mounting to surfaces up to 1 3/8" thick.
Through-surface mount with rotation stop (T2S) option includes 1 bolt for mounting to surfaces up to 3" thick.
Dimensions



Specification Information
Step 1.
Y291171. <input type="checkbox"/> A
Step 2. Attachment Bracket
CM surface clamp <input type="checkbox"/> A
LPC low profile clamp, up to 1" thick <input type="checkbox"/> A
LSR Layout Studio performance rail <input type="checkbox"/> A
T1S through-surface mount with rotation stop, up to 1 3/8" thick <input type="checkbox"/> A
T2S through-surface mount with rotation stop, up to 3" thick <input type="checkbox"/> A
Prices for Steps 1-2.
Y291171. CM \$412
LPC \$412
LSR \$425
T1S \$448
T2S \$448
Step 3. Finish

For surface clamp (CM), through-surface mount with rotation stop, up to 1 3/8" thick (T1S), or through-surface mount with rotation stop, up to 3" thick (T2S)		
0I	silver <input type="checkbox"/> A	+\$0
0J	white <input type="checkbox"/> A	+\$0
0H	black <input type="checkbox"/> A	+\$0
For Layout Studio performance rail (LSR)		
0I	silver <input type="checkbox"/> A	+\$0
0J	white <input type="checkbox"/> A	+\$0
For low profile clamp, up to 1" thick (LPC)		
0I	silver <input type="checkbox"/> A	+\$0

Flo® Now Single-Screen Monitor Arm      Y29118  
Bulk Pack

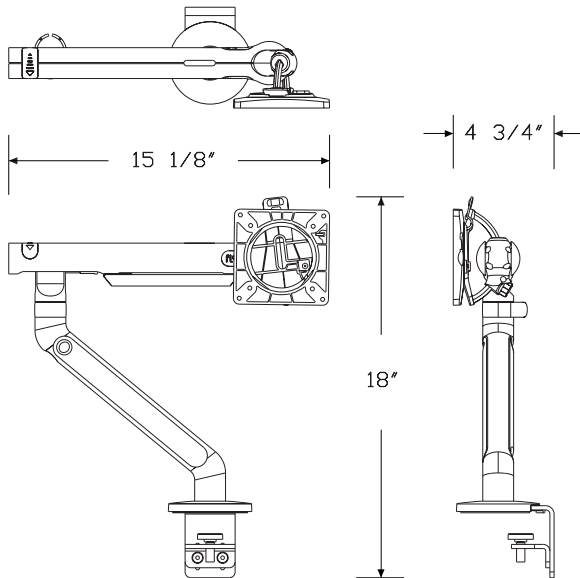


Product Information

**Description**  
This bulk pack contains 10 Flo® Now monitor arms (Y292090.) and 10 2-piece clamp mounts (Y92092.) in specified finish. The easy to move, slim profile monitor arm assembly supports both a single flat and curved panel monitor. It has a 19" height-adjustment range, a 23" extension range, and allows the monitor to tilt 30° upward and -25° downward. The arm includes a quick-disconnect feature that allows easy installation and removal of a monitor. It has integrated cable management that includes an upper-arm cable cradle, built-in mid clip, and removable panels on underside of arm. A visual indicator shows the arm tension setting. The arm meets VESA 75mm and 100mm standards (Video Electronic Standards Association - Mounting Interface Standards). A hex key for adjusting the arm's tension is included.

**Notes**  
Monitor arms accommodate monitor weights ranging from 4.4-15.4 lbs.  
Bulk pack includes 1 instruction booklet and 1 hex key for adjusting arm tension.

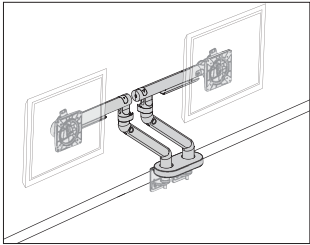
Dimensions



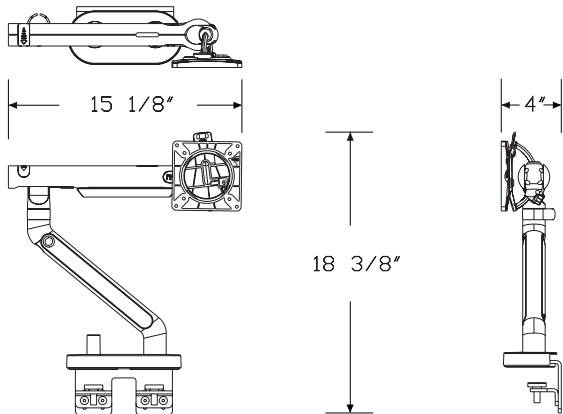
Specification Information

Step 1.		
Y291182. <span>A</span>		
Step 2. Attachment Bracket		
CM	surface clamp	<span>A</span>
Prices for Steps 1-2.		
Y291182.	CM	\$3844
Step 3. Finish		
0I	silver	<span>A</span> +\$0
0J	white	<span>A</span> +\$0

# Flo® Now Dual-Screen Monitor Arm - Y29117 Clamp Mount

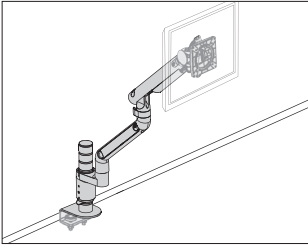


Product Information
Description
This easy to move, slim profile monitor arm assembly supports 2 monitors. Each arm has a 19" height-adjustment range, a 23" extension range, and allows the monitor to tilt 30° upward and -25° downward. Each arm includes a quick-disconnect feature that allows easy installation and removal of a monitor. Arms also have integrated cable management that includes an upper-arm cable cradle, built-in mid clip, and removable panels on underside of arm. A visual indicator shows each arm's tension setting. Arms meet VESA 75mm and 100mm standards (Video Electronic Standards Association - Mounting Interface Standards). Clamp is top mounted for faster installation. A hex key for adjusting arm tension is included.
Notes
Monitor arms accommodate monitor weights ranging from 4.4-15.4 lbs. each.
Dimensions



Specification Information
Step 1.
Y291175. <span>A</span>
Step 2. Attachment Bracket
CM surface clamp <span>A</span>
Prices for Steps 1-2.
Y291175. CM \$835
Step 3. Finish
0I silver <span>A</span> +\$0

# Flo® Now Modular Monitor Arm Assembly Y29118



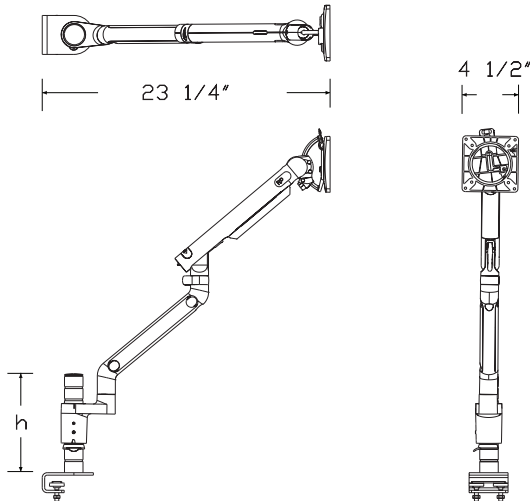
## Product Information

**Description**  
This scalable monitor arm assembly includes a Wishbone® post, 1 or 2 dynamically adjustable Flo® Now monitor arms, 1 or 2 Flo modular brackets, and an attachment bracket that mounts the assembly to a surface. The Flo Now monitor arm provides 19" of vertical height adjustment, 23" of horizontal extension and +30/-25° of tilt. It has integrated cable management that includes an upper-arm cable cradle, built-in mid clip, and removable panels on underside of arm. A visual indicator shows the arm tension setting. The VESA bracket provides both 75mm and 100mm hole patterns, and hardware is included to attach the VESA brackets to monitors. An installation and tension adjustment tool is included.

## Notes

Accommodates monitor weights ranging from 4.4-15.4 lbs. each.  
100mm and 75mm VESA compliant.  
For adding additional arms, order both of the following products separately:  
• Flo modular bracket-bracket only (Y92103.)  
• Flo Now single screen monitor arm-arm only (Y292090.)  
For added stability, specify Wishbone high load clamp (WHC).

## Dimensions



## Specification Information

### Step 1.

**Y291180.** ☐ A

### Step 2. Post Height

<b>07</b>	7 7/8" high	<input type="checkbox"/> A
<b>15</b>	15 3/4" high	<input type="checkbox"/> A
<b>19</b>	19 3/4" high	<input type="checkbox"/> A

### Step 3. Number of Arms

#### For 7 7/8" high (07)

<b>1</b>	1 arm	<input type="checkbox"/> A
----------	-------	----------------------------

#### For 15 3/4" high (15)

<b>1</b>	1 arm	<input type="checkbox"/> A
<b>2</b>	2 arms	<input type="checkbox"/> A

#### For 19 3/4" high (19)

<b>1</b>	1 arm	<input type="checkbox"/> A
<b>2</b>	2 arms	<input type="checkbox"/> A

### Step 4. Attachment Bracket

#### For 7 7/8" high (07) with 1 arm (1)

<b>NN</b>	no attachment bracket	<input type="checkbox"/> A
<b>WHC</b>	high load clamp mount for Wishbone® post	<input type="checkbox"/> A
<b>LSR</b>	Layout Studio performance rail	<input type="checkbox"/> A

#### For 15 3/4" high (15) or 19 3/4" high (19) with 1 arm (1) or 2 arms (2)

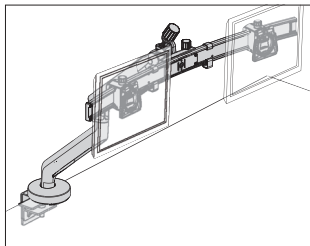
<b>NN</b>	no attachment bracket	<input type="checkbox"/> A
<b>WHC</b>	high load clamp mount for Wishbone® post	<input type="checkbox"/> A

### Prices for Steps 1-4.

			<b>NN</b>	<b>WHC</b>	<b>LSR</b>
<b>Y291180.</b>	<b>07</b>	<b>1</b>	\$507	646	613
	<b>15</b>	<b>1</b>	\$538	677	—
		<b>2</b>	\$942	1081	—
	<b>19</b>	<b>1</b>	\$544	683	—
		<b>2</b>	\$948	1087	—

### Step 5. Finish

<b>01</b>	silver	<input type="checkbox"/> A			+\$0
-----------	--------	----------------------------	--	--	------



### Product Information

#### Description

Flo® X is the latest evolution of high-load monitor support from Colebrook Bosson Saunders, capable of holding heavy and large screens, including curved monitors, as well as dual and triple monitors. Its dual spring technology accommodates heavy monitors and can be configured for a lower weight range (down to 7 lbs./3 kg), if required. A visual indicator shows the arm's tension setting, saving time for multiple installations. An integrated cable management system secures cables neatly along the underside of the arm. Hex key for installing and tensioning the monitor arm is included.

Flo X single configuration supports monitors up to 40 lbs. (18 kg) and offers up to 24.09" (612 mm) of horizontal extension, 21.14" (537 mm) of vertical reach and +30°/-10° of monitor tilt. Single configuration also offers portrait-to-landscape screen adjustment.

Flo X dual configuration holds 2 monitors up to 32" and offers up to 27.91" (709 mm) of horizontal extension, 20.83" (529 mm) of vertical reach and +20°/-5° of monitor tilt.

Flo X triple configuration holds 3 monitors up to 27" and offers up to 31.06" (789 mm) of horizontal extension, 20.83" (529 mm) of vertical reach and +20°/-5° of monitor tilt.

#### Notes

Multi-mount handle (HL) option is highly recommended for use with dual and triple configurations to facilitate easy movement of monitors.

75 mm and 100 mm VESA compliant.

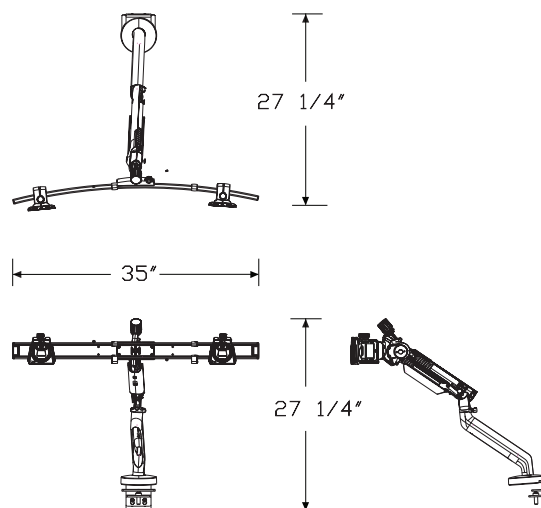
For single screen configuration (Y91195.1), monitor weight range is 7-40 lbs. (3-18 kg).

For dual screen configuration (Y91195.2), monitor weight range is 2-18 lbs. (1-8 kg) per screen.

For triple screen configuration (Y91195.3), monitor weight range is 2-11 lbs. (1-5 kg) per screen.

For total mounted load below 20 lbs. (9 kg), arm should be configured to single-spring mode.

### Dimensions



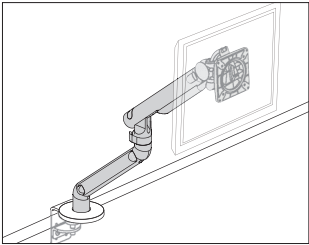
Flo® X Monitor Arm - Assembly

continued

Thrive™ Technology Support

Specification Information			
Step 1.			
Y91195.		<input type="checkbox"/> A	
Step 2. Configuration			
1	1 monitor	<input type="checkbox"/> A	
2	2 monitors	<input type="checkbox"/> A	
3	3 monitors	<input type="checkbox"/> A	
Step 3. Handle Option			
For 1 monitor (1)			
NN	no handle	<input type="checkbox"/> A	
For 2 monitors (2) or 3 monitors (3)			
HL	with handle	<input type="checkbox"/> A	
NN	no handle	<input type="checkbox"/> A	
Step 4. Attachment Bracket			
CM	clamp mount	<input type="checkbox"/> A	
Prices for Steps 1-4.			
			CM
Y91195.	1	NN	\$746
	2	HL	\$1077
		NN	\$962
	3	HL	\$1257
		NN	\$1142
Step 5. Finish			
0I	silver	<input type="checkbox"/> A	+\$0
0H	black	<input type="checkbox"/> A	+\$0

Flo® Now Single-Screen Monitor Arm      Y29209  
- Arm Only



Product Information

Description

This easy to move, slim profile monitor arm assembly supports both a single flat and curved panel monitor. It has a 19" height-adjustment range, a 23" extension range, and allows the monitor to tilt 30° upward and -25° downward. The arm includes a quick-disconnect feature that allows easy installation and removal of a monitor. It has integrated cable management that includes an upper-arm cable cradle, built-in mid clip, and removable panels on underside of arm. A visual indicator shows the arm tension setting. The arm meets VESA 75mm and 100mm standards (Video Electronic Standards Association - Mounting Interface Standards). A hex key for adjusting the arm's tension is included.

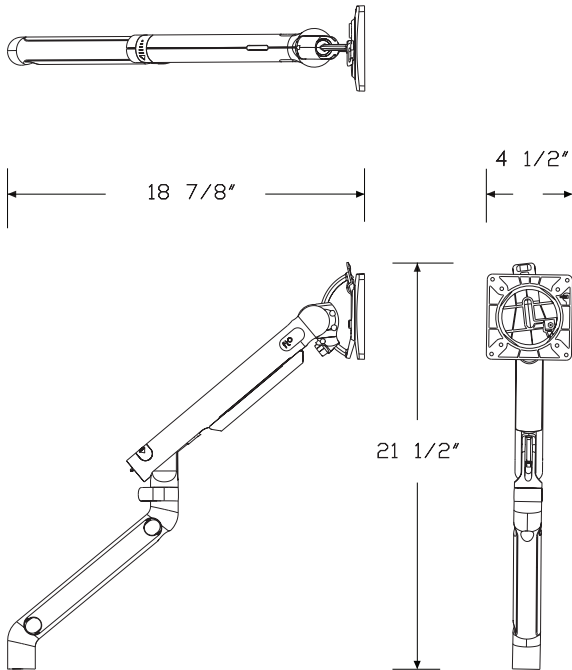
Notes

Accommodates monitor weights ranging from 4.4-15.4 lbs.

Order the following products separately:

- Flo® two-piece clamp mount (Y92092.)
- Flo through mount (Y92094.)
- Flo Resolve pole mount (Y92095.)

Dimensions



Specification Information

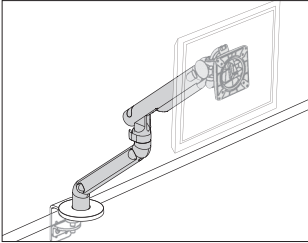
Step 1.

Y292090.	A	\$320
----------	---	-------

Step 2. Finish

0I	silver	A	+\$0
0J	white	A	+\$0
0H	black	A	+\$0

Flo® Now Single-Screen Monitor Arm      Y29212  
Bulk Pack - Arms Only



**Product Information**

**Description**

This bulk pack contains 10 Flo® Now monitor arms (Y292090.) in specified finish. The easy to move, slim profile monitor arm assembly supports both a single flat and curved panel monitor. It has a 19" height-adjustment range, a 23" extension range, and allows the monitor to tilt 30° upward and –25° downward. The arm includes a quick-disconnect feature that allows easy installation and removal of a monitor. It has integrated cable management that includes an upper-arm cable cradle, built-in mid clip, and removable panels on underside of arm. A visual indicator shows the arm tension setting. The arm meets VESA 75mm and 100mm standards (Video Electronic Standards Association - Mounting Interface Standards). A hex key for adjusting the arm's tension is included.

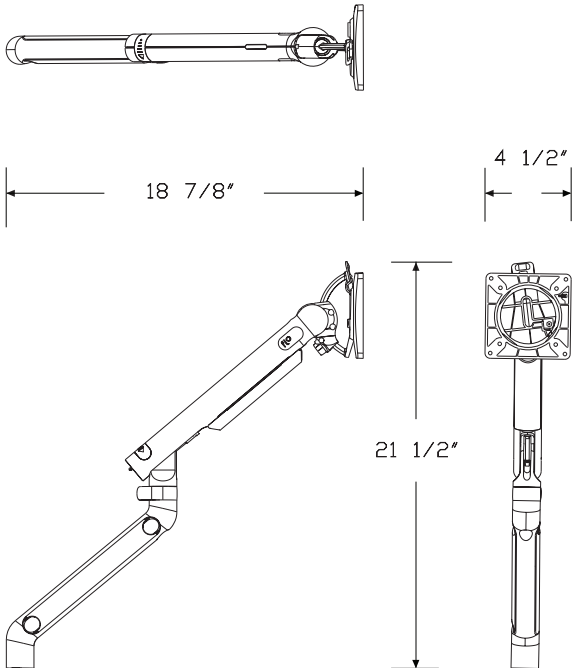
**Notes**

Monitor arms accommodate monitor weights ranging from 4.4-15.4 lbs.

Bulk pack includes 1 instruction booklet and 1 hex key for adjusting arm tension.

Order desired attachment bracket separately.

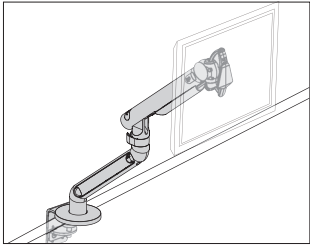
**Dimensions**



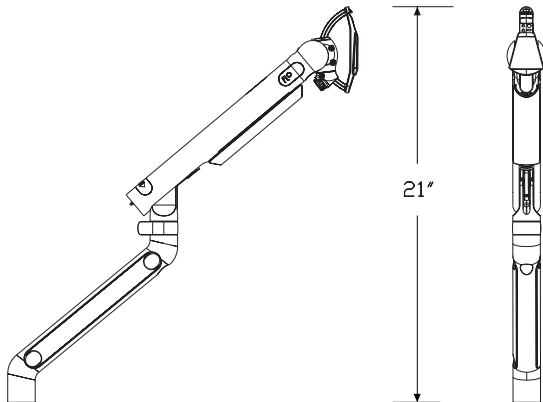
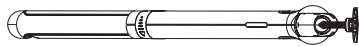
Specification Information		
Step 1.		
Y292120.	<input type="checkbox"/> A	\$2924
Step 2. Finish		
0I	silver <input type="checkbox"/> A	+\$0
0J	white <input type="checkbox"/> A	+\$0



# Flo® Now Single-Screen Monitor Arm Assembly Y29119



Product Information
Description
This easy to move, slim profile monitor arm assembly supports both a single flat and curved panel monitor. It has a 19" height-adjustment range, a 23" extension range, and allows the monitor to tilt 30° upward and -25° downward. The arm includes a quick-disconnect feature that allows easy installation and removal of a monitor. It has integrated cable management that includes an upper-arm cable cradle, built-in mid clip, and removable panels on underside of arm. A visual indicator shows the arm tension setting facilitating multiple installs. Assembly includes a 2-piece clamp mount. The arm meets VESA 75mm and 100mm standards (Video Electronic Standards Association - Mounting Interface Standards). A hex key for adjusting the arm's tension is included.
Notes
Monitor arms accommodate monitor weights ranging from 4.4-15.4 lbs. This assembly is TAA (Trade Agreement Act) compliant.
Dimensions

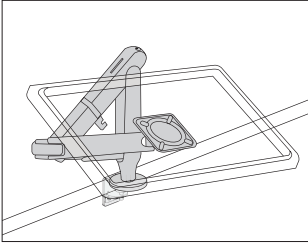


Specification Information
Step 1.
Y291190. <input type="checkbox"/> A
Step 2. Attachment Bracket
CM surface clamp <input type="checkbox"/> A
Prices for Steps 1-2.
Y291190. CM \$412
Step 3. Finish
0H black <input type="checkbox"/> A +\$0
0I silver <input type="checkbox"/> A +\$0

# Ollin Single-Screen Monitor Arm

## Support

Y95111

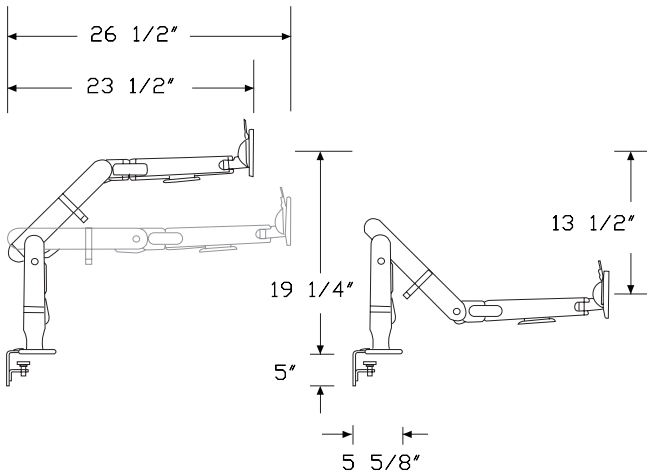


### Product Information

**Description**  
This monitor arm utilizes a technical cord which allows it to support monitors weighing up to 20 pounds. The arm provides 14 1/2" of vertical height adjustment, 24" of horizontal extension, and +80/-10° of tilt. A visual indicator shows the arm tension setting, and an integrated cable management system secures cables neatly along the arm. This monitor arm is user adjustable without tools. VESA brackets provide both 75mm and 100mm hole patterns. Bracket attachment hardware included.

**Notes**  
Assembly includes the Ollin single screen monitor arm - arm only (Y95000.) and the specified attachment bracket.  
Accommodates monitor weights ranging from 0-20 pounds.  
To hold a laptop computer, order Ollin laptop and tablet mount (Y95011.) separately.  
White (0J) finish is available only with surface clamp (CM).  
Through-surface mount with rotation stop (T1S) option includes 1 bolt for mounting to surfaces up to 1 3/8" thick.  
Through-surface mount with rotation stop (T2S) option includes 1 bolt for mounting to surfaces up to 3" thick.

### Dimensions



### Specification Information

**Step 1.**  
**Y95111.**

**Step 2. Configuration**  
**1** single

**Step 3. Attachment Bracket**  
**CM** surface clamp  
**LPC** low profile clamp, up to 1" thick  
**T1S** through-surface mount with rotation stop, up to 1 3/8" thick  
**T2S** through-surface mount with rotation stop, up to 3" thick

### Prices for Steps 1-3.

		CM	LPC	T1S	T2S
Y95111.	1	\$544	544	580	580

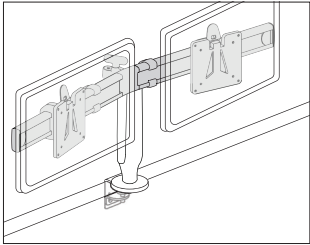
### Step 4. Finish

For surface clamp (CM), through-surface mount with rotation stop, up to 1 3/8" thick (T1S), or through-surface mount with rotation stop, up to 3" thick (T2S)

0I	silver	+\$0
0J	white	+\$0
0H	black	+\$20

### For low profile clamp, up to 1" thick (LPC)

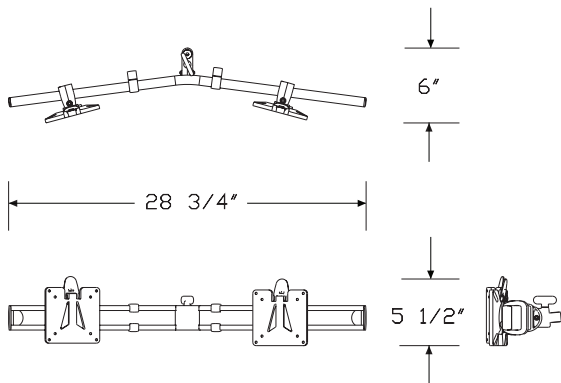
0I	silver	+\$0
----	--------	------



Product Information
Description
This dual mount bar attaches 2 monitors to an Ollin® monitor arm. The bar holds 2 monitors from 17" to 27" wide and ranging in weight from 0-8 pounds each. A knob allows for tilting of the monitors and an integrated cable management system secures cables neatly along the bar and arm. This dual mount bar is user adjustable without tools. Monitors attach to arm in a fixed orientation. For individual screen portrait-landscape rotation and tilt, 2 individual Ollin arm assemblies are recommended. VESA brackets and attachment hardware included.

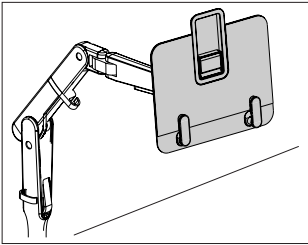
Notes
Specify this dual mount bar to convert an Ollin Single to an Ollin Dual.
Order 1 of the following monitor arms separately:
• Ollin single-screen monitor arm support with desired attachment (Y95111.1xxx), or
• Ollin single-screen monitor arm-arm only (Y95000.) with additional desired attachment method.
Order monitor arm clamp separately.
75mm and 100mm VESA compliant. VESA brackets provide both 75mm and 100mm hole patterns.
Through-surface mount (T2) option includes 2 bolts: 1 for mounting to surfaces up to 1⅜" thick, and 1 for mounting to surfaces up to 2¾" thick.
Through-surface mount (T2) option can be grommet mounted. Order cast grommet (Y92050.) separately.
Supports monitors ranging in weight from 0-8 pounds each.

Dimensions
------------



Specification Information
Step 1.
Y95122. <span>A</span> \$267
Step 2. Finish
0H black <span>A</span> +\$0

# Ollin Laptop and Tablet Mount Assembly Y95112



## Product Information

### Description

This laptop and tablet mount lifts notebook computers and tablets off the work surface at an appropriate work height and attaches to an Ollin® or Flo® monitor arm. For use with Flo monitor arm, this assembly includes a weight plate that provides additional weight required for optimal performance of the arm when the laptop/tablet weighs less than 3.5 lbs. (1.6 kg). Mount attaches to a monitor arm with a 100mm VESA pattern. It supports laptops up to 16" screen size and up to 1" thick. It supports tablets from 9¾" to 13" screen size. It can be used in both single- and dual-screen applications. Laptops and tablets are held securely to the mount's anti-slide surface by 2 adjustable ratcheting feet. Retaining feature adds stability to position tablets.

### Notes

Mount accommodates device weights up to 6.2 lbs. (2.8 kg).

Mount supports laptops up to 16" screen size and up to 1" thick. Thickness includes base and lid of laptop combined.

Mount supports tablets from 9¾" to 13" screen size.

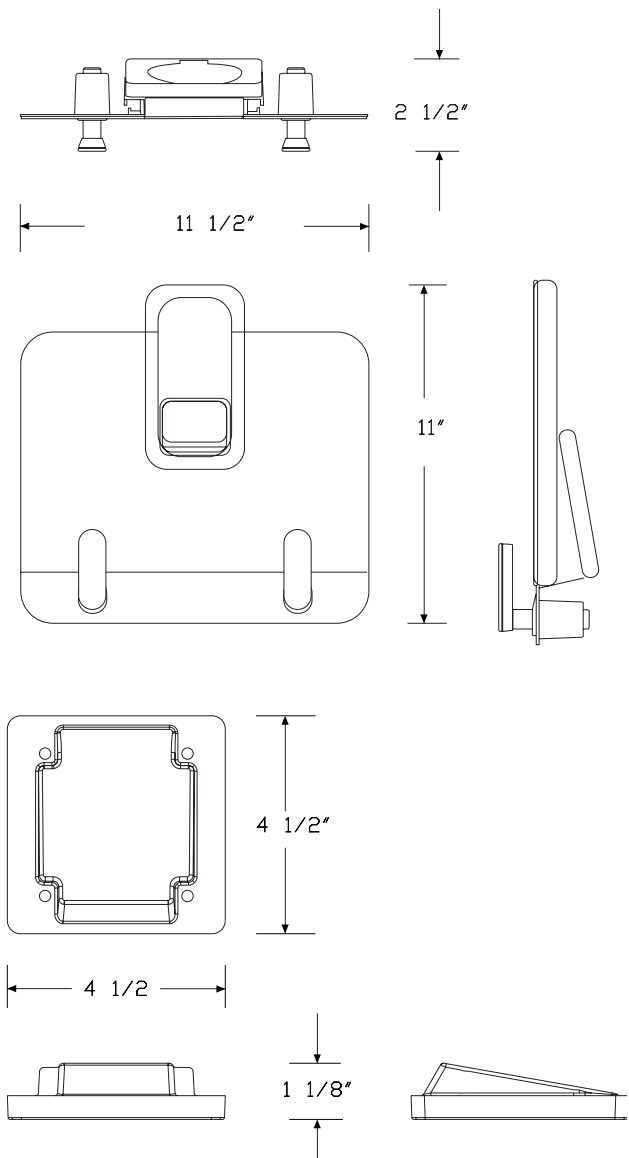
Requires 100mm VESA plate (provided with the monitor arm).

Order 1 of the following monitor arms separately:

- Ollin single-screen monitor arm support (Y95111.)
- Flo single-screen monitor arm support (Y91171.)

For use with Flo monitor arm, this assembly includes a weight plate that provides additional weight required for optimal performance of the arm when the laptop/tablet weighs less than 3.5 lbs. (1.6 kg). For use with devices 3.5 lbs. (1.6 kg) or greater, weight plate is not required. Order Ollin laptop and tablet mount (Y95011.) instead.

## Dimensions



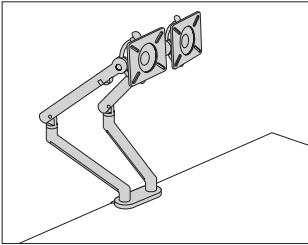
Weight Plate for use with Flo Monitor Arm

Ollin Laptop and Tablet Mount  
Assembly *continued*

Specification Information		
Step 1.		
Y95112.	<input type="checkbox"/> A	
Step 2. Monitor Arm Type		
OL	ollin monitor arm <input type="checkbox"/> A	
FL	flo monitor arm <input type="checkbox"/> A	
Prices for Steps 1-2.		
Y95112.	OL	\$171
	FL	\$258
Step 3. Finish		
0I	silver <input type="checkbox"/> A	+\$0
0J	white <input type="checkbox"/> A	+\$0
0H	black <input type="checkbox"/> A	+\$0

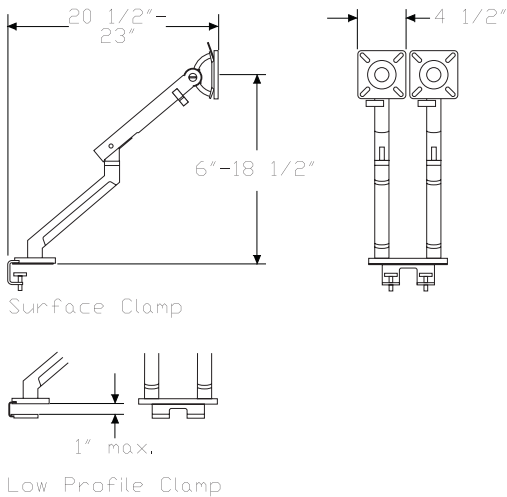
Flo® Dual-Screen Monitor Arm - Y91175

Clamp Mount

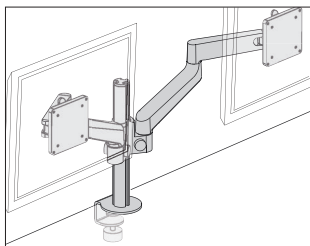


Product Information
Description
A variant of the award winning Flo monitor arm, this elegant solution supports 2 monitor screens each weighing up to 20lbs. It has a 13 3/4" height-adjustment range, a 20 5/8" extension range, and allows the monitor to tilt 40° upward and -40° downward. Both arms include a quick-disconnect feature that allows easy installation and removal of a monitor. It has integrated cable management along the underside of the arm, and a visual indicator that shows the arm's tension setting. The VESA attachment plate provides both 75mm and 100mm hole patterns. The clamp is top mounted to speed installation. An allen wrench for adjusting the arm's tension is included. Attachment hardware is included.
Notes
Accommodates monitor weights ranging from 7 to 20 lbs. each.
Dimensions

Specification Information
Step 1.
Y91175. <span>A</span>
Step 2. Attachment Bracket
CM surface clamp mount <span>A</span>
Prices for Steps 1-2.
Y91175. CM \$835
Step 3. Finish
01 silver <span>A</span> +\$0



## Y97211



### Description

## Notes

To upgrade from single arm to a dual configuration, order the following product separately:

- Finish for post is predetermined by arm finish choice:

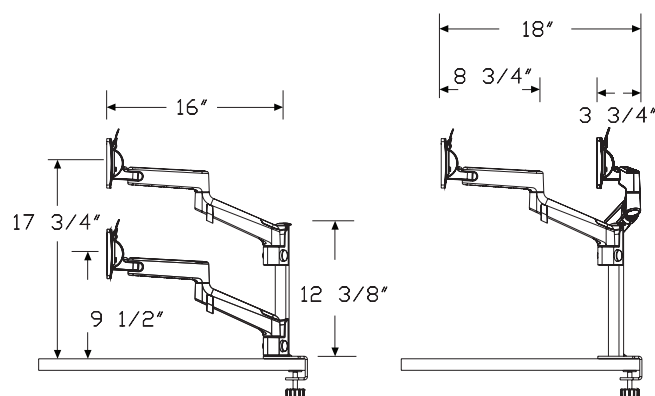
### Arm Finish—Post Finish

Silver (01)—Silver post and clamp

White (0J)—Silver post and clamp

Black (0H)—Black post and clamp

### Dimensions



**Step 1.**

Y97211. A

L lima post with integrated clamp A

1 1 arm 

LC clamp mount lima post A

---

Prices for Steps 1-4.

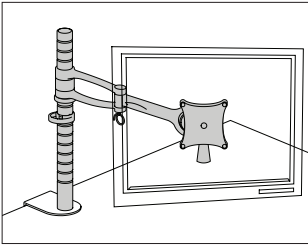
	LC
Y97211. L 1	\$325
2	\$532

### Step 5. Finish

0H	black	<input type="text" value="A"/>	+ \$0
0I	silver	<input type="text" value="A"/>	+ \$0
0J	white	<input type="text" value="A"/>	+ \$0

# Wishbone® Single-Screen Monitor Arm Assembly

## Y91011



### Product Information

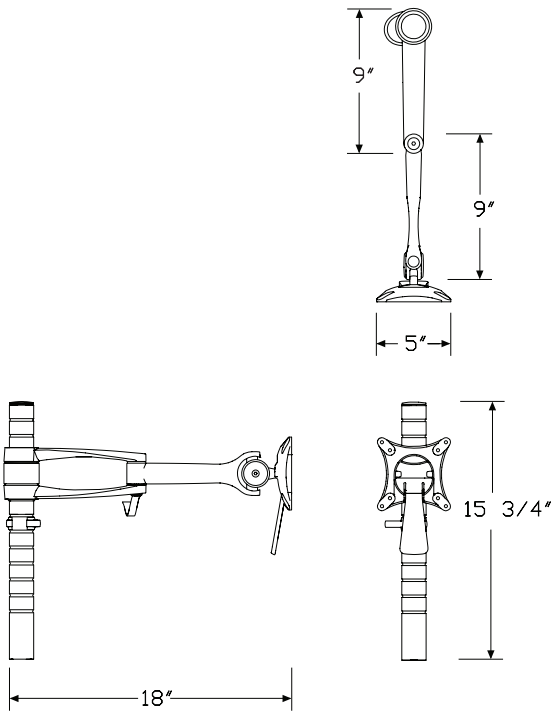
#### Description

This monitor arm assembly supports a single flat panel monitor and includes a 15¾" post, monitor arm, and attachment bracket for a variety of mounting options. The Wishbone® post option includes a monitor arm location ring, a cable management clip, and an extension stud. The monitor arm has a quick release monitor attachment, and allows the monitor to be positioned as landscape or portrait. It has 100° vertical tilt, and 180° horizontal movement. Attachment hardware included.

#### Notes

Maximum monitor weight is 26 lbs.  
Grommet mount option (GR) accommodates surfaces up to 1½" thick.  
Clamp mount options accommodate surfaces between ½" and 2⅝" thick.  
This product was designed by Colebrook Bosson Saunders Products Ltd.

#### Dimensions



### Specification Information

#### Step 1.

**Y91011.**

#### Step 2. Post Type

**W** wishbone post

#### Step 3. Attachment Bracket

*For wishbone post (W)*

<b>NN</b>	no attachment bracket
<b>GR</b>	grommet mount
<b>WC</b>	clamp mount for wishbone post
<b>T1</b>	through-surface mount, up to 1⅜" thick
<b>T2</b>	through-surface mount, up to 2¼" thick
<b>LOC</b>	Locale® through surface mount <input type="checkbox"/>
<b>LSR</b>	Layout Studio performance rail <input type="checkbox"/>

#### Prices for Steps 1-3.

		<b>NN</b>	<b>GR</b>	<b>WC</b>	<b>T1</b>	<b>T2</b>	<b>LOC</b>
<b>Y91011.</b>	<b>W</b>	\$504	644	595	536	543	538

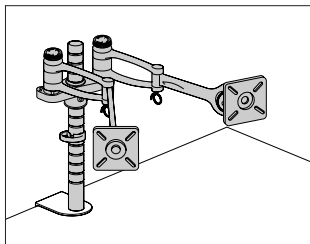
							<b>LSR</b>
<b>Y91011.</b>	<b>W</b>						\$610

#### Step 4. Finish

<b>01</b>	silver						+\$0
-----------	--------	--	--	--	--	--	------



Wishbone® Dual-Screen Monitor Arm      Y91012  
Assembly



## Product Information

### Description

This monitor arm assembly supports 2 flat panel monitors and includes a 15¾" post, 2 monitor arms with back-to-back post bracket, and an attachment bracket for a variety of mounting options. The Wishbone® post option includes a monitor arm location ring, a cable management clip, and an extension stud. The monitor arms have a quick release monitor attachment, and allow the monitors to be positioned as landscape or portrait. They have 100° vertical tilt, and 180° horizontal movement.

## Notes

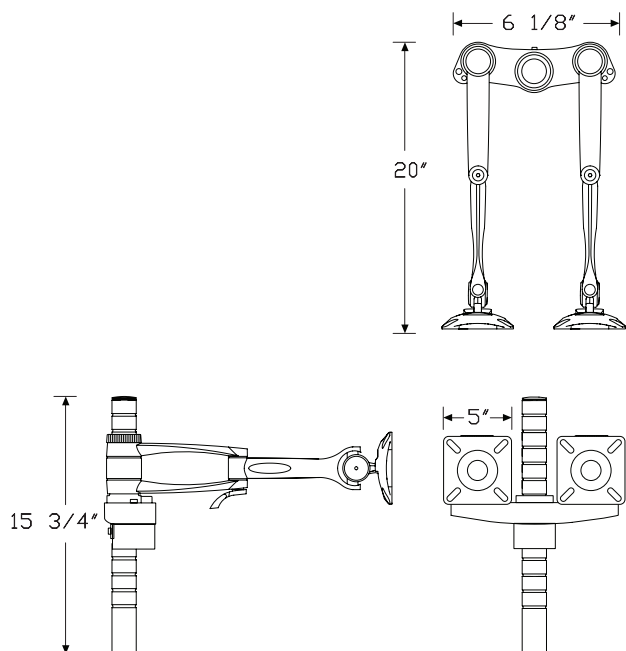
Maximum monitor weight is 26 lbs. per monitor arm.

Grommet mount option (GR) accommodates surfaces up to 1½" thick.

Clamp mount options accommodate surfaces between 1/2" and 2 5/8" thick.

This product was designed by Colebrook Bosson Saunders Products Ltd.

### Dimensions



## Specification Information

**Step 1.**

Y91012.

### Step 2. Post Type

**W** wishbone post

### Step 3. Attachment Bracket

---

*For wishbone post (W)*

.....  
**NN**      no attachment bracket

**GR** grommet mount

**WC** clamp mount for wishbone post

**T1** through-surface mount, up to 1<sup>3</sup>/<sub>8</sub>" thick

**T2** through-surface mount, up to 2<sup>3</sup>/<sub>4</sub>" thick

**LOC** Locale® through surface mount A

LSR	Layout Studio performance rail	A
-----	--------------------------------	---

### Prices for Steps 1-3.

		NN	GR	WC	T1	T2	LOC
Y91012.	W	\$1017	1157	1108	1049	1056	1051

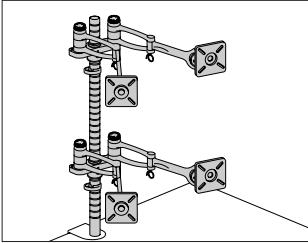
LSR

Y91012. W	\$1123
-----------	--------

### Step 4. Finish

01	silver	+\$0
----	--------	------

# Wishbone® Quad-Screen Monitor Arm Assembly Y91015



## Product Information

### Description

This monitor arm assembly with post(s) supports 4 flat panel monitors on 4 monitor arms with 2 back-to-back post brackets. The wishbone post option includes 2 15¾" posts, a location ring, a cable management clip, and an extension stud. The monitor arms have a quick release monitor attachment, and allow the monitors to be positioned as landscape or portrait. They have 100° vertical tilt, and 180° horizontal movement.

### Notes

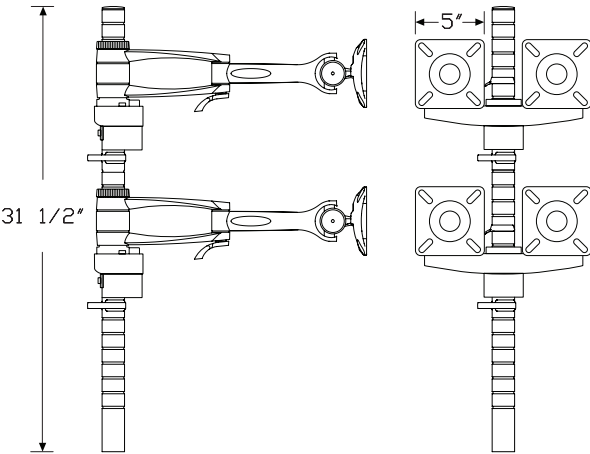
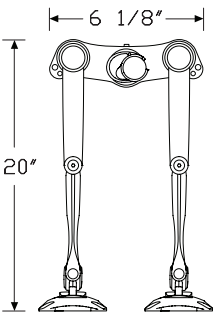
Maximum monitor weight is 26 lbs. per monitor arm. When attaching to a Layout Studio® performance rail (LSR), maximum monitor weight is 15 lbs. per monitor arm.

Grommet mount option (GR) accommodates surfaces up to 1½" thick.

Clamp mount options accommodate surfaces between ½" and 2⅝" thick.

This product was designed by Colebrook Bosson Saunders Products Ltd.

## Dimensions

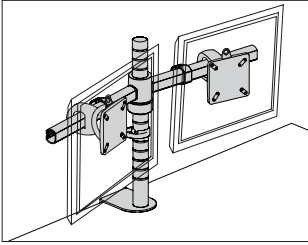


# Wishbone® Quad-Screen Monitor Arm

## Assembly *continued*

Specification Information						
Step 1.						
Y91015.						
Step 2. Post Type						
W	wishbone post					
Step 3. Attachment Bracket						
NN	no attachment bracket					
GR	grommet mount					
WHC	high load clamp mount for Wishbone® post					
T1	through-surface mount, up to 1⅜" thick					
T2	through-surface mount, up to 2¾" thick					
LSR	Layout Studio performance rail					
Prices for Steps 1-3.						
Y91015. W	NN	GR	WHC	T1	T2	LSR
	\$2034	2174	2173	2066	2073	2140
Step 4. Finish						
0I	silver					+\$0

# Wishbone® Dual Bar Monitor Arm Assembly Y91016



## Product Information

### Description

This monitor arm assembly supports 2 or 4 monitors and comes with Wishbone® post(s), Wishbone dual bar(s), and the specified attachment bracket. It includes a dual bar location ring, a cable management clip, and an extension stud. Each dual bar has 2 quick release monitor attachments, and allows the monitors to be positioned as landscape or portrait.

### Notes

The two monitors supported option (1) contains 1 Wishbone dual bar and 1 15 3/4" Wishbone post.

The two monitors supported option (2) contains 1 Wishbone dual bar and 1 19" Wishbone post.

The four monitors supported option (4) contains 2 Wishbone dual bars and 2 15 3/4" Wishbone posts.

Monitors are fixed at the desired height on the post attached at the back of the workstation.

Maximum monitor weight is 52 pounds per dual bar (26 pounds for each monitor).

Grommet mount option (GR) accommodates surfaces up to 1 1/2" thick.

Clamp mount options (WC, WHC) accommodate surfaces between 1/2" and 2 5/8" thick.

Each Wishbone dual bar accommodates 2 monitors up to 24" wide each.

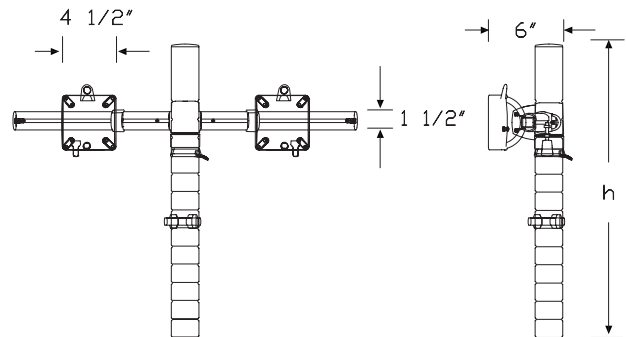
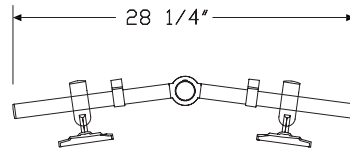
To support 4 monitors, specify Wishbone high load clamp (WHC) for the most support.

For extra support for the work surface, when specifying through-surface mounting brackets (T1 or T2), order spreader plate (Y92056.) separately.

For applications with 4 monitors, the Wishbone high load clamp should be used.

This product was designed by Colebrook Bosson Saunders Products Ltd.

## Dimensions



# Wishbone® Dual Bar Monitor Arm Assembly *continued*

## Specification Information

### Step 1.

Y91016. ☐

### Step 2. Number of Monitors

- 1 two monitors supported - one Wishbone® dual bar 15¾" post ☐
- 2 two monitors supported - one Wishbone® dual bar 19" post ☐
- 4 four monitors supported - two Wishbone® dual bars 15¾" post ☐

### Step 3. Attachment Bracket

*For two monitors supported - one Wishbone® dual bar 15¾" post (1) or two monitors supported - one Wishbone® dual bar 19" post (2)*

- NN no attachment bracket ☐
- GR grommet mount ☐
- WC clamp mount for wishbone post ☐
- WHC high load clamp mount for Wishbone® post ☐
- T1 through-surface mount, up to 1⅝" thick ☐
- T2 through-surface mount, up to 2¾" thick ☐
- LSR Layout Studio performance rail ☐

*For four monitors supported - two Wishbone® dual bars 15¾" post (4)*

- WHC high load clamp mount for Wishbone® post ☐

### Prices for Steps 1-3.

		NN	GR	WC	WHC	T1	T2
Y91016.	1	\$673	813	764	812	705	712
	2	\$679	819	770	818	711	718
	4	—	—	—	\$1485	—	—

### LSR

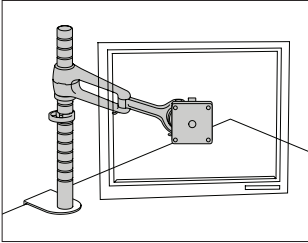
Y91016.	1	\$779
	2	\$785

### Step 4. Finish

01 silver ☐ +\$0

Wishbone® Plus Single-Screen  
Monitor Arm Assembly

Y91021



Product Information

Description

This monitor arm assembly supports a single flat panel monitor and includes a 19¾" post, monitor arm, and attachment bracket for a variety of mounting options. The wishbone post option includes a monitor arm location ring, a cable management clip, and an extension stud. The monitor arm has a quick release monitor attachment, and allows the monitor to be positioned as landscape or portrait. It has 80° vertical tilt.

Notes

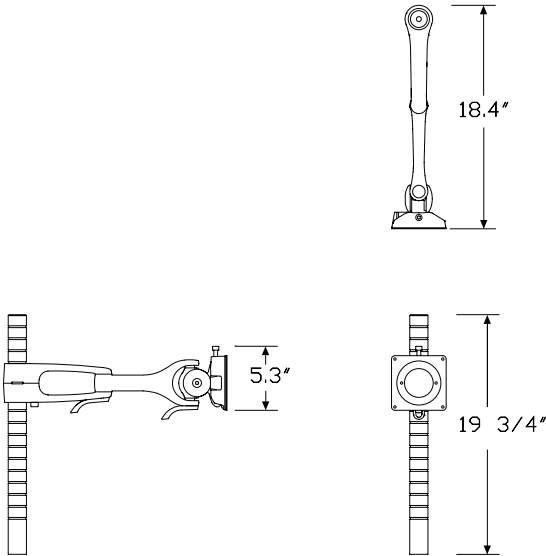
Maximum monitor weight is 52 lbs.

Grommet mount option (GR) accommodates surfaces up to 1½" thick.

Clamp mount options accommodate surfaces between ½" and 2⅝" thick.

This product was designed by Colebrook Bosson Saunders Products Ltd.

Dimensions



Specification Information

Step 1.

Y91021.

Step 2. Post Type

W wishbone post

Step 3. Attachment Bracket

For wishbone post (W)

NN no attachment bracket

GR grommet mount

WC clamp mount for wishbone post

T1 through-surface mount, up to 1⅜" thick

T2 through-surface mount, up to 2¾" thick

LOC Locale® through surface mount A

Prices for Steps 1-3.

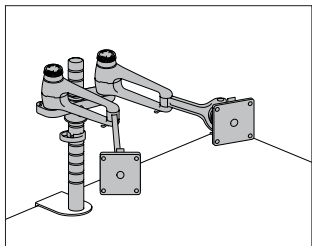
	NN	GR	WC	T1	T2	LOC
Y91021. W	\$580	720	671	612	619	624

Step 4. Finish

01 silver

+\$0

Wishbone® Plus Dual-Screen Monitor Arm Assembly Y91022



Product Information

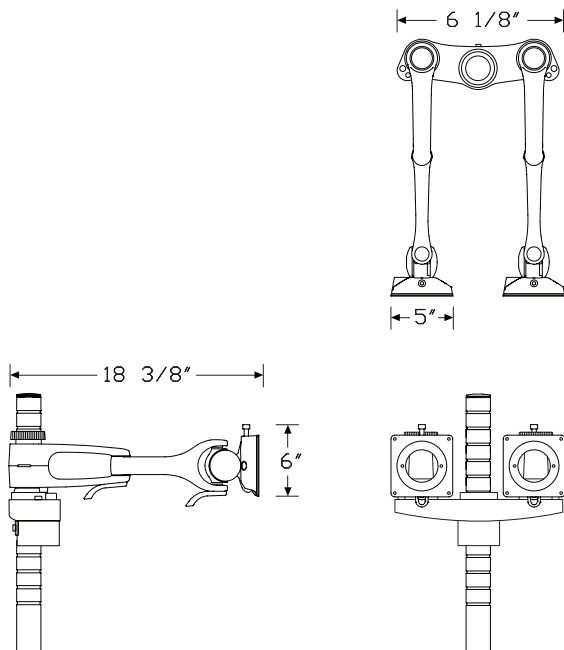
Description

This monitor arm assembly supports 2 flat panel monitors and includes a 19¾" post, 2 monitor arms with back-to-back post bracket, and an attachment bracket for a variety of mounting options. The Wishbone® post option includes a monitor arm location ring, a cable management clip, and an extension stud. The monitor arms have a quick release monitor attachment, and allow the monitors to be positioned as landscape or portrait. They have 80° vertical tilt.

Notes

Maximum monitor weight is 52 lbs. per monitor arm.  
Grommet mount option (GR) accommodates surfaces up to 1½" thick.  
Clamp mount options accommodate surfaces between ½" and 2⅝" thick.  
This product was designed by Colebrook Bosson Saunders Products Ltd.

Dimensions



Specification Information

Step 1.

Y91022.

Step 2. Post Type

W wishbone post

Step 3. Attachment Bracket

For wishbone post (W)

NN no attachment bracket  
GR grommet mount  
WC clamp mount for wishbone post  
T1 through-surface mount, up to 1⅜" thick  
T2 through-surface mount, up to 2¾" thick  
LOC Locale® through surface mount A

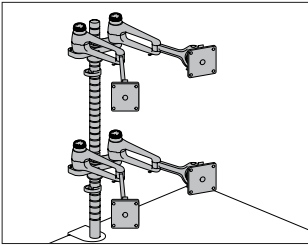
Prices for Steps 1-3.

		NN	GR	WC	T1	T2	LOC
Y91022.	W	\$1163	1303	1254	1195	1202	1204

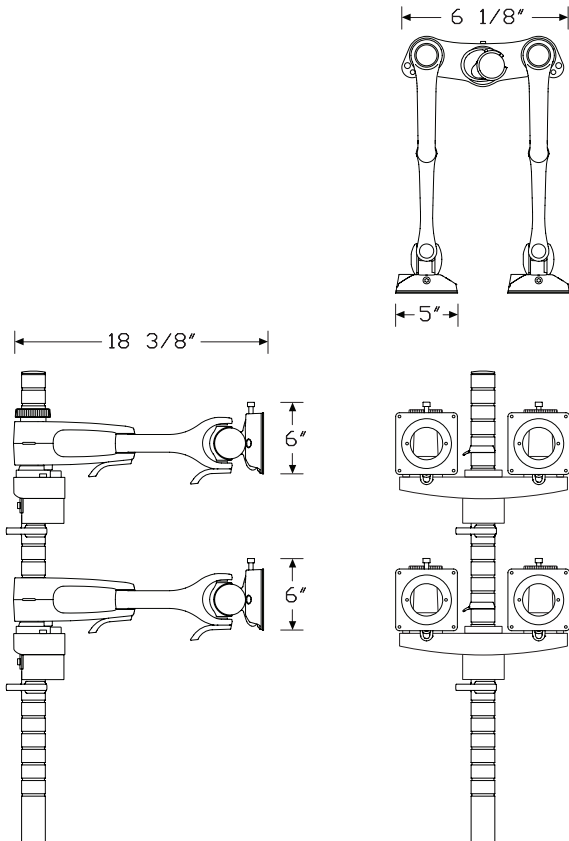
Step 4. Finish

0I silver +\$0

# Wishbone® Plus Quad-Screen Monitor Arm Assembly Y91025



Product Information
<b>Description</b> This monitor arm assembly with post(s) supports 4 flat panel monitors on 4 monitor arms with 2 back-to-back post brackets. The wishbone post option includes 2 15¾" posts, a location ring, a cable management clip, and an extension stud. The monitor arms have a quick release monitor attachment, and allow the monitors to be positioned as landscape or portrait. They have 80° vertical tilt.
<b>Notes</b> Maximum monitor weight is 52 lbs. per monitor arm. Grommet mount option (GR) accommodates surfaces up to 1½" thick. Clamp mount options accommodate surfaces between ½" and 2⅝" thick. This product was designed by Colebrook Bosson Saunders Products Ltd.
<b>Dimensions</b>

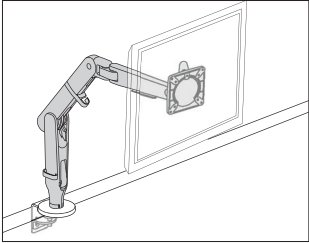


Specification Information					
Step 1.					
Y91025.					
Step 2. Post Type					
W	wishbone post				
Step 3. Attachment Bracket					
NN	no attachment bracket				
GR	grommet mount				
WHC	high load clamp mount for Wishbone® post				
T1	through-surface mount, up to 1⅜" thick				
T2	through-surface mount, up to 2¾" thick				
Prices for Steps 1-3.					
	NN	GR	WHC	T1	T2
Y91025. W	\$2314	2454	2453	2346	2353
Step 4. Finish					
01	silver				+\$0



Ollin Single Screen Monitor Arm - Y95000

Arm Only



Product Information

Description

This monitor arm utilizes a technical cord which allows it to support monitors weighing up to 20 pounds. The arm provides 14½" of vertical height adjustment, 24" of horizontal extension, and +80/-10° of tilt. A visual indicator shows the arm tension setting, and an integrated cable management system secures cables neatly along the arm. This monitor arm is user adjustable without tools. VESA brackets provide both 75mm and 100mm hole patterns. Bracket attachment hardware included.

Notes

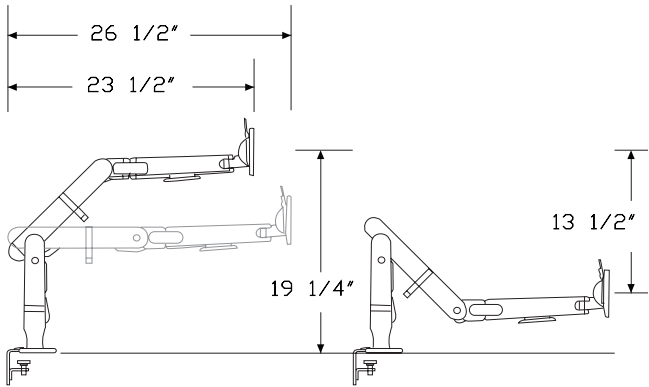
Accommodates monitor weights ranging from 0-20 pounds.

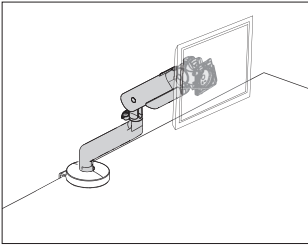
Order monitor arm clamp separately.

- Flo two-piece clamp mount (Y92092.)
- Flo through mount (Y92094.)

Dimensions

Specification Information		
Step 1.		
Y95000.	A	\$452
Step 2. Finish		
0I	silver	+\$0
0J	white	+\$0
0H	black	+\$20
	A	





Thrive™ Technology Support

Product Information

**Description**

Flo® X is the latest evolution of high-load monitor support from Colebrook Bosson Saunders, capable of holding heavy and large screens, including curved monitors. Its dual spring technology accommodates heavy monitors and can be configured for a lower weight range (down to 7 lbs./3 kg), if required. A visual indicator shows the arm's tension setting, saving time for multiple installations. An integrated cable management system secures cables neatly along the underside of the arm. Hex key for installing and tensioning the monitor arm is included.

Flo X monitor arm supports one monitor up to 40 lbs. (18 kg) and offers up to 24.09" (612 mm) of horizontal extension, 21.14" (537 mm) of vertical reach, +30°/-10° of monitor tilt and portrait-to-landscape screen adjustment.

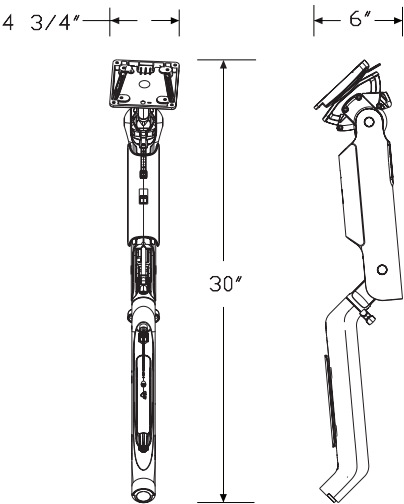
Notes

75 mm and 100 mm VESA compliant.

Supports monitors ranging in weight from 7-40 lbs. (3-18 kg).

Order Flo X two-piece clamp mount (Y98005.) separately.

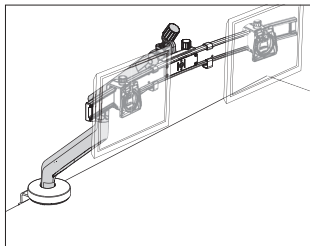
Dimensions



Specification Information

Step 1.		
Y98000.	A	\$639
Step 2. Finish		
0I	silver A	+\$0
0H	black A	+\$0

# Flo® X Multi Mount Monitor Arm - Arm Y98001 Only



## Product Information

### Description

Flo® X Multi Mount Monitor Arm is the latest evolution of high-load monitor support from Colebrook Bosson Saunders, capable of dual screen mounting using Flo X Dual Mount Bar, and triple screen mounting with the addition of Flo X Triple Mount Kit. Its dual spring technology accommodates heavy monitors and can be configured for a lower weight range (down to 7 lbs./3 kg), if required. Screw-controlled D-ring tilt offers adjustment of complete mounted monitor installation. A visual indicator shows the arm's tension setting, saving time for multiple installations. An integrated cable management system secures cables neatly along the underside of the arm. Hex key for installing and tensioning the monitor arm is included.

Flo X dual configuration holds 2 monitors up to 32" and offers up to 27.91" (709 mm) of horizontal extension, 20.83" (529 mm) of vertical reach and +20°/-5° of monitor tilt.

Flo X triple configuration holds 3 monitors up to 27" and offers up to 31.06" (789 mm) of horizontal extension, 20.83" (529 mm) of vertical reach and +20°/-5° of monitor tilt.

### Notes

75 mm and 100 mm VESA compliant.

For dual screen configuration, monitor weight range is 2-18 lbs. (1-8 kg) per screen.

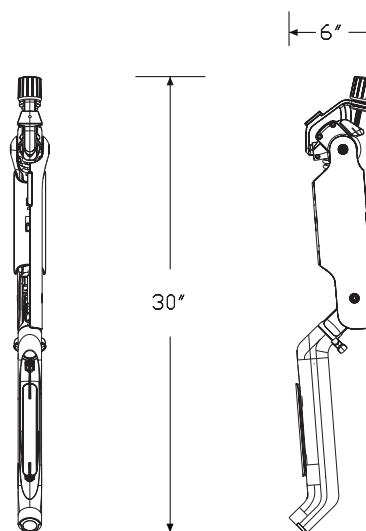
For triple screen configuration, monitor weight range is 2-11 lbs. (1-5 kg) per screen.

For total mounted load below 20 lbs. (9 kg), arm should be configured to single-spring mode.

Order the following products separately:

- Flo X dual mount bar (Y98002.)
- Flo X triple bar extension kit (Y98003.)
- Flo X two-piece clamp mount (Y98005.)

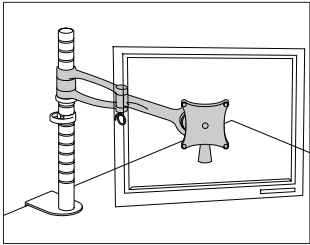
## Dimensions



Flo® X Multi Mount Monitor Arm - Arm  
Only *continued*

Thrive™ Technology Support

Specification Information			
Step 1.			
Y98001.		<input type="checkbox"/> A	\$575
Step 2. Finish			
0I	silver	<input type="checkbox"/> A	+\$0
0H	black	<input type="checkbox"/> A	+\$0

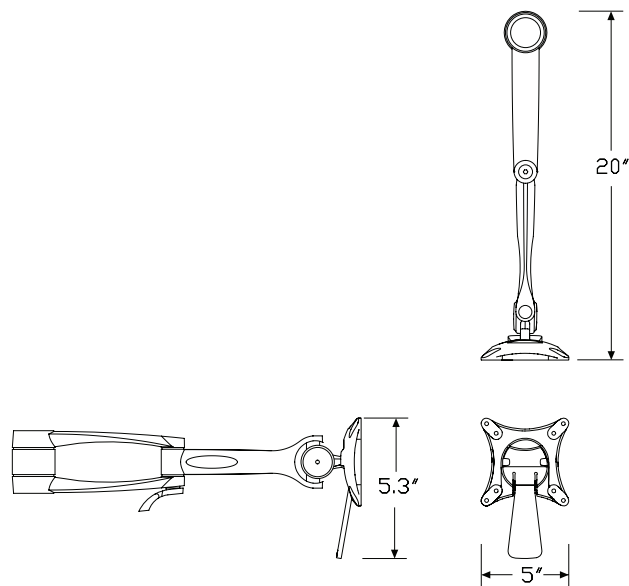


**Product Information**

**Description**  
This monitor arm can be used to create a new assembly, or can be added to an existing assembly to support an additional flat panel monitor. It has a quick release monitor attachment, and allows the monitor to be positioned as landscape or portrait. It has 100° vertical tilt, and 180° horizontal movement. To create a monitor arm assembly, monitor arm post and post attachment bracket must be specified separately.

**Notes**  
Maximum monitor weight is 26 lbs.  
For a single or double monitor arm assembly, specify 1 15¾" wishbone post.  
For a quad monitor arm assembly, specify 2 15¾" wishbone posts.  
When attaching 2 monitor arms to a post, specify enhanced back-to-back post bracket (Y92009.) separately.  
This product was designed by Colebrook Bosson Saunders Products Ltd.

**Dimensions**

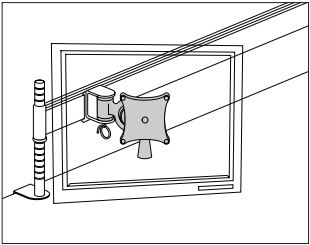


**Specification Information**

Step 1.		
Y92000.		\$370
Step 2. Finish		
01	silver	+\$0

Wishbone® C-Post with Quick Release

Y92026



Product Information

Description

This monitor c-post can be used to create a new assembly, or can be added to an existing assembly to support and additional flat panel monitor. It has a quick-release monitor attachment, and allows the monitor to be positioned as landscape or portrait. Toolbar attachment bracket must be specified separately.

Notes

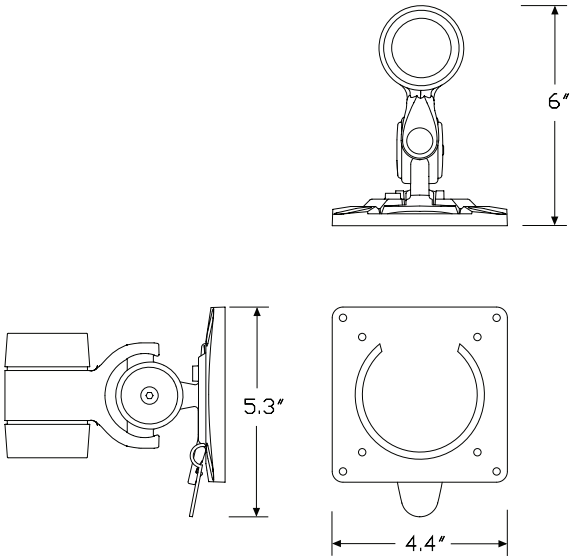
Maximum monitor weight is 26 lbs.

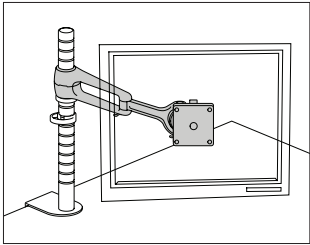
When attaching 2 c-posts to a post, specify enhanced back-to-back post bracket (Y92009.) separately.

This product was designed by Colebrook Bosson Saunders Products Ltd.

Dimensions

Specification Information		
Step 1.		
Y92026.	A	\$280
Step 2. Finish		
01	silver A	+\$0



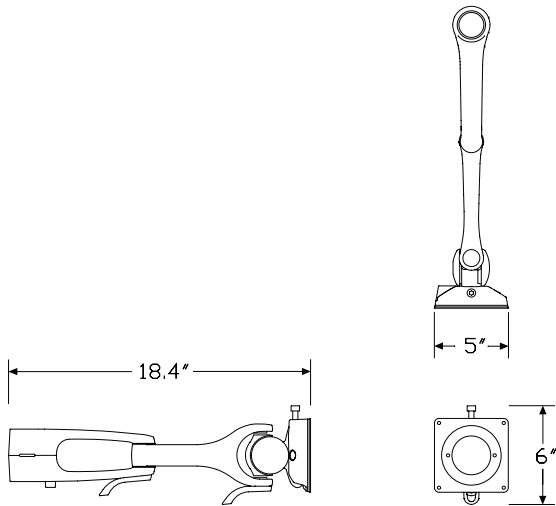


Product Information

**Description**  
This monitor arm can be used to create a new assembly, or can be added to an existing assembly to support an additional flat panel monitor. It has a quick release monitor attachment, and allows the monitor to be positioned as landscape or portrait. It has 100° vertical tilt, and 180° horizontal movement. To create a monitor arm assembly, monitor arm post and post attachment bracket must be specified separately.

**Notes**  
Maximum monitor weight is 52 lbs.  
For a single or double monitor arm assembly, specify 1 15¾" wishbone post.  
For a quad monitor arm assembly, specify 2 15¾" wishbone posts.  
When attaching 2 monitor arms to a post, specify enhanced back-to-back post bracket (Y92009.) separately.  
This product was designed by Colebrook Bosson Saunders Products Ltd.

Dimensions



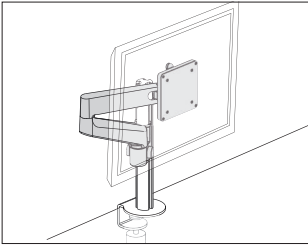
Specification Information

Step 1.		
Y92007.	A	\$440
Step 2. Finish		
01	silver A	+\$0

Lima Expansion Monitor Arm - Arm

Y97212

Only



Product Information

Description

This monitor arm attaches to a Lima post and enables the monitor arm assembly to support a dual monitor solution. After attachment to the Lima post, the Lima expansion arm provides 8" of push button vertical height adjustment, 18" of horizontal extension and +80°/-10° of tilt. An integrated 3-point cable management system secures cables along the underside of the arm. The VESA bracket provides both 75mm and 100mm hole patterns, and hardware is included to attach the VESA brackets to monitors.

Notes

Accommodates monitor weights up to 14 pounds each.  
Maximum diagonal screen size width in dual monitor setup is 27".  
100mm and 75mm VESA compliant.  
Order the following product separately:  
• Lima monitor arm - single arm and post (Y97211.)

Dimensions

Specification Information

Step 1.

Y97212. 

A

Step 2. Finish

0H

black

A

0I

silver

A

0J

white

A

Prices for Steps 1-2.

Y97212.

0H

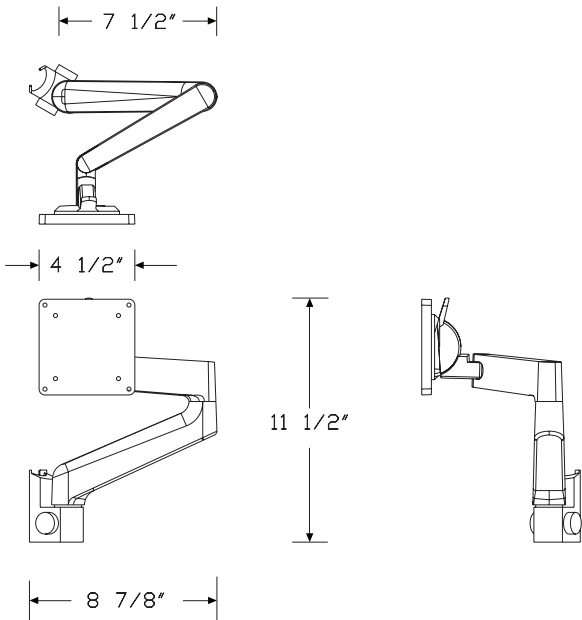
\$207

0I

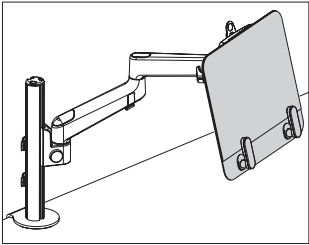
\$207

0J

\$207







**Product Information**

**Description**

This laptop mount lifts notebook computers off the work surface at an appropriate work height. It attaches to a Lima™ monitor arm with a 100mm VESA pattern. It supports laptops up to 16" screen size and up to 1" thick. It can be used in both single- and dual-screen applications. Laptops are held securely to the mount's anti-slide surface by 2 adjustable ratcheting feet.

**Notes**

Mount accommodates laptop weights up to 6.2 lbs. (2.8 kg).

Mount supports laptops up to 16" screen size and up to 1" thick. Thickness includes base and lid of laptop combined.

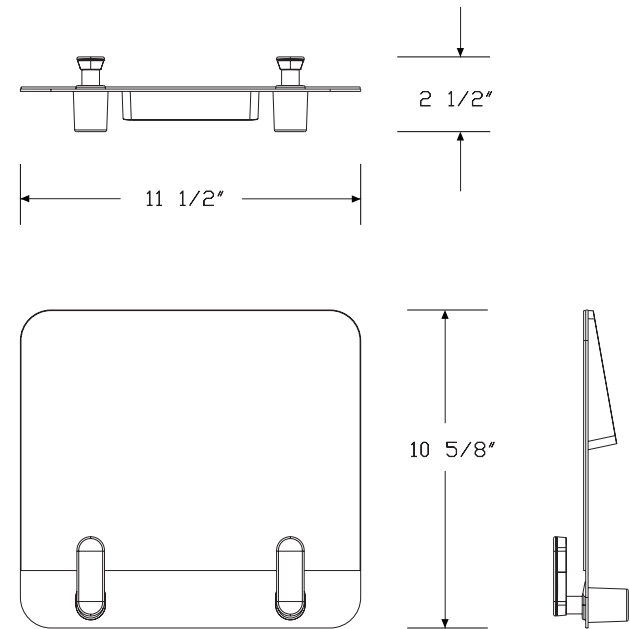
Requires 100mm VESA plate (provided with the monitor arm).

Order monitor arm separately:

- Lima monitor arm assembly (Y97211.)

This product is not recommended for tablet use. To use a tablet with Lima monitor arm, order Ollin® laptop and tablet mount (Y95011.) separately.

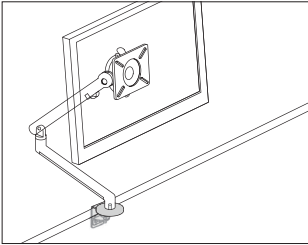
**Dimensions**



Specification Information		
Step 1.		
Y97002.	<input type="checkbox"/> A	\$143
Step 2. Finish		
0I	silver <input type="checkbox"/> A	+\$0
0J	white <input type="checkbox"/> A	+\$0
0H	black <input type="checkbox"/> A	+\$0

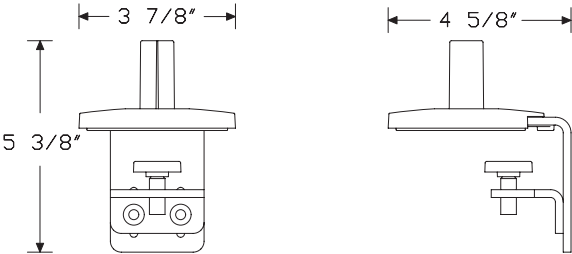
Flo® Now Two-Piece Clamp Mount

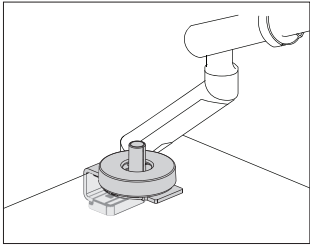
Y92092



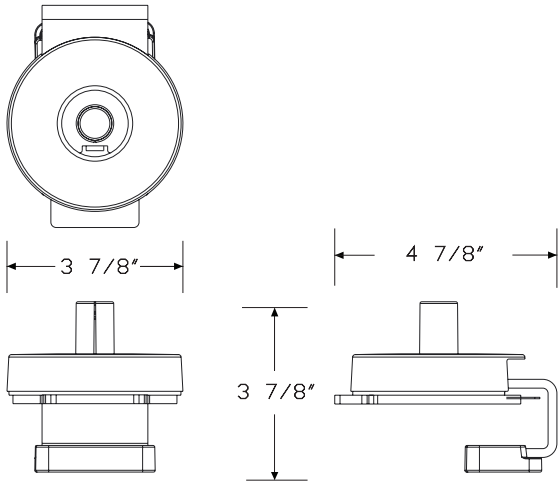
Product Information
Description
This clamp is used to attach a Flo® Now single screen monitor arm - arm only (Y292090) or an Ollin single screen monitor arm - arm only (Y95000.) to a work surface. Attachment hardware included.
Notes
Flo two-piece clamp mount is compatible with Ollin monitor arms.
Order Ollin single screen monitor arm - arm only (Y95000.) separately.
Order Flo Now single screen monitor arm - arm only (Y292090) separately.
Clamp works on surfaces greater than 0" to less than 2½" thick.
Dimensions

Specification Information
Step 1.
Y92092.
\$92
Step 2. Finish
0H black <input type="checkbox"/> A
0I silver
0J white
+\$0
+\$0
+\$0

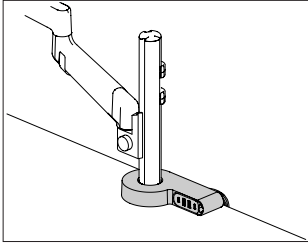




Product Information
Description
This low profile clamp is used to attach a Flo® single screen monitor arm - arm only (Y92090) or an Ollin single screen monitor arm - arm only (Y95000.) to a work surface. The clamp is top mounted to speed installation. Attachment hardware is included.
Notes
Flo low profile clamp is compatible with Ollin monitor arms.
Order Ollin single screen monitor arm - arm only (Y95000.) separately.
Order Flo single screen monitor arm - arm only (Y92090) separately.
Clamp works on surfaces greater than 3/4" to less than 1 1/4" thick.
Dimensions



Specification Information		
Step 1.		
Y92106.	A	\$92
Step 2. Finish		
01	silver A	+\$0



## Product Information

### Description

The Ondo Connectivity Module seamlessly integrates with a Flo®, Ollin®, Lima™, Flo Modular or Wishbone® monitor arm on the worksurface to offer fast, clutter-free connections between a laptop and other technology on the desk. Used in conjunction with the user's preferred docking station, it neatly manages all power, data, monitor, mouse, and keyboard connections and offers USB charging and connectivity of mobile devices such as phones and tablets.

### Notes

Ondo can be retrofitted into existing Colebrook Bosson Saunders (CBS) monitor arm installations. It integrates into the two-piece surface clamp mount or low-profile clamp of Flo (Y91171.CM or Y91171.LPC) and Ollin (Y95111.1CM or Y95111.1LPC) into the post clamp attachment of Lima (Y97211.) or into the Wishbone post top-mounting surface clamp (Y92052.) when adding Ondo post clamp spacer (Y92203.). This assembly includes a module with 2 USB-A ports and 2 USB-C ports, a clamp cover of specified finish and the option of a laptop cable USB-C, 39<sup>3</sup>/<sub>8</sub>" (1 m) long.

Ondo integrates with Flo two-piece clamp mount (Y92092.), Flo low profile clamp (Y92106.), the post-clamp attachment of Lima (Y97211.) or the Wishbone post top-mounting surface clamp (Y92052.) when adding Ondo post clamp spacer (Y92203.).

Docking station not included.

USB-A ports are 3.1 Gen1, for data transfer up to 5Gbps and support charging 12 watts of power (5V, 2.4A max). USB-C ports are 3.0, for data transfer up to 5Gbps and support charging 15 watts of power (5V, 3.0A max). Laptop cable option (LC) includes a USB-C 3.1 cable 39<sup>3</sup>/<sub>8</sub>" (1 m) long, female-to-male connector, 10Gbps, power delivery 2.0 capable and 60W maximum. Compatible with all laptops with USB-C ports. Select this option when the cable supplied with your chosen docking station is not suitable or long enough.

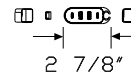
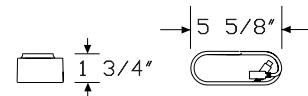
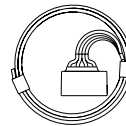
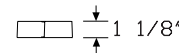
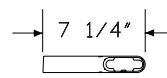
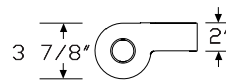
Finish for module and laptop cable is black (0H). Finish for clamp cover is specified as silver (0I), white (0J) or black (0H).

Order the following products separately:

- Ondo post clamp spacer (Y92203.) for use with Wishbone or Flo Modular only
- Ollin single-screen monitor arm support (Y95111.1CM or Y95111.1LPC)
- Flo single-screen monitor arm support (Y91171.CM or Y91171.LPC)
- Lima monitor arm (Y97211.L1LC or Y97211.L2LC)
- Flo modular (Y91180.) with surface clamp mount (CM)
- Wishbone monitor arm family with clamp mount (WC)

To mount docking station under desk, order Loop Micro (Y92111.) separately.

## Dimensions



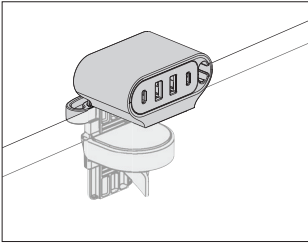
Ondo Connectivity Module *continued*

Specification Information			
Step 1.			
Y92110. <input type="checkbox"/>			
Step 2. Connection Type			
AC	two USB-A ports and two USB-C ports		<input type="checkbox"/>
Step 3. Cable Option			
NN	no laptop cable		<input type="checkbox"/>
LC	laptop cable		<input type="checkbox"/>
Prices for Steps 1-3.			
			NN
			LC
Y92110.	AC	\$317	398
Step 4. Finish			
0I	silver	<input type="checkbox"/>	+\$0
0J	white	<input type="checkbox"/>	+\$0
0H	black	<input type="checkbox"/>	+\$0

Ondo Connectivity Module -

Y92112

Worksurface Mount Assembly



Product Information

Description

This assembly attaches the Ondo module (included) directly onto a work surface, independent of a monitor arm. It offers fast, clutter-free connections between a laptop and other technology on the desk. Used in conjunction with the user's preferred docking station, it neatly manages all power, data, monitor, mouse, and keyboard connections and offers USB charging and connectivity of mobile devices such as phones and tablets. The clamp mount has a soft-grip under-clamp pad for secure grip and surface protection. Mount can be placed in desired position along surface edge.

Notes

Assembly includes a module with 2 USB-A ports and 2 USB-C ports, a free-standing clamp mount with specified finish, and the option of a laptop cable USB-C, 39<sup>3</sup>/<sub>8</sub>" (1 m) long.

Clamp works on surfaces greater than 0.39" (10 mm) to less than 1.5" (38 mm) thick.

USB-A ports are 3.1 Gen1, for data transfer up to 5Gbps and support charging 12 watts of power (5V, 2.4A max). USB-C ports are 3.0, for data transfer up to 5Gbps and support charging 15 watts of power (5V, 3.0A max).

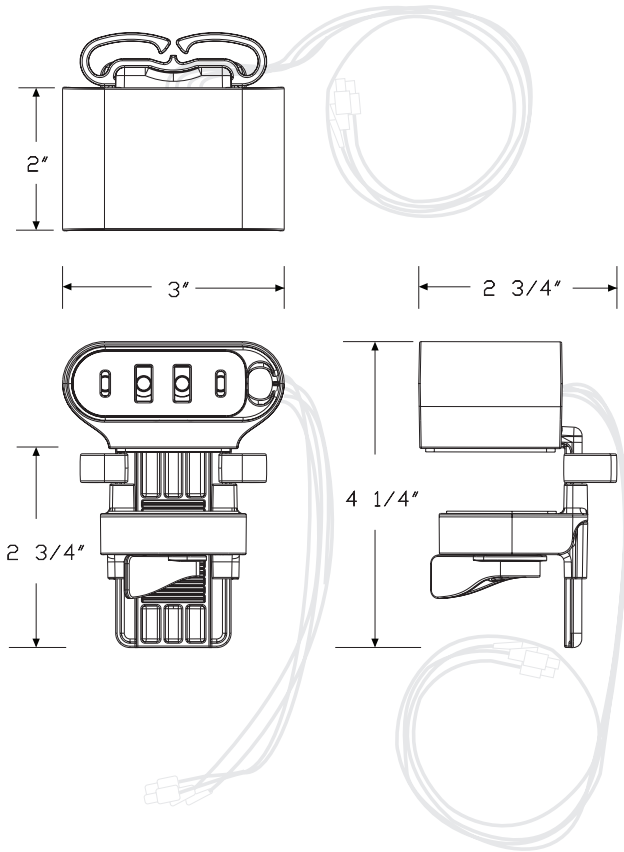
Laptop cable (LC) option includes a USB-C 3.1 cable 39<sup>3</sup>/<sub>8</sub>" (1 m) long, female-to-male connector, 10Gbps, power delivery 2.0 capable and 60W maximum. Compatible with all laptops with USB-C ports. Specify this option when the cable supplied with your chosen docking station is not suitable or long enough.

Finish for module and laptop cable is black (0H). Worksurface mount finish is specified.

To mount a docking station under desk, order Loop Micro (Y92111.) separately.

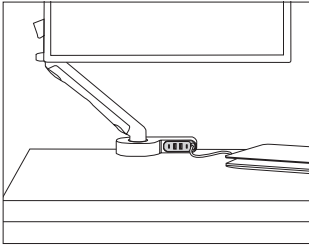
Docking station not included.

Dimensions



Ondo Connectivity Module -  
Workspace Mount Assembly *continued*

Specification Information			
Step 1.			
Y92112.	<input type="checkbox"/> A		
Step 2. Connection Type			
AC	two USB-A ports and two USB-C ports	<input type="checkbox"/> A	
Step 3. Cable Option			
NN	no laptop cable	<input type="checkbox"/> A	
LC	laptop cable	<input type="checkbox"/> A	
Prices for Steps 1-3.			
		NN	LC
Y92112.	AC	\$333	413
Step 4. Finish			
0I	silver	<input type="checkbox"/> A	+\$0
0J	white	<input type="checkbox"/> A	+\$0
0H	black	<input type="checkbox"/> A	+\$0



### Product Information

#### Description

The Ondo Module integrates with a Flo®, Ollin®, Lima™, Flo Modular or Wishbone monitor arm using a clamp cover (not included) to offer fast, clutter-free connections between a laptop and other technology on the desk. Used in conjunction with the user's preferred docking station, it neatly manages all power, data, monitor, mouse, and keyboard connections and offers USB charging and connectivity of mobile devices such as phones and tablets.

#### Notes

Ondo integrates with Flo two-piece clamp mount (Y92092.), Flo low profile clamp (Y92106.), the post-clamp attachment of Lima (Y97211.) or the Wishbone post top-mounting surface clamp (Y92052.) when adding Ondo post clamp spacer (Y92203.).

This module has 2 USB-A ports and 2 USB-C ports.

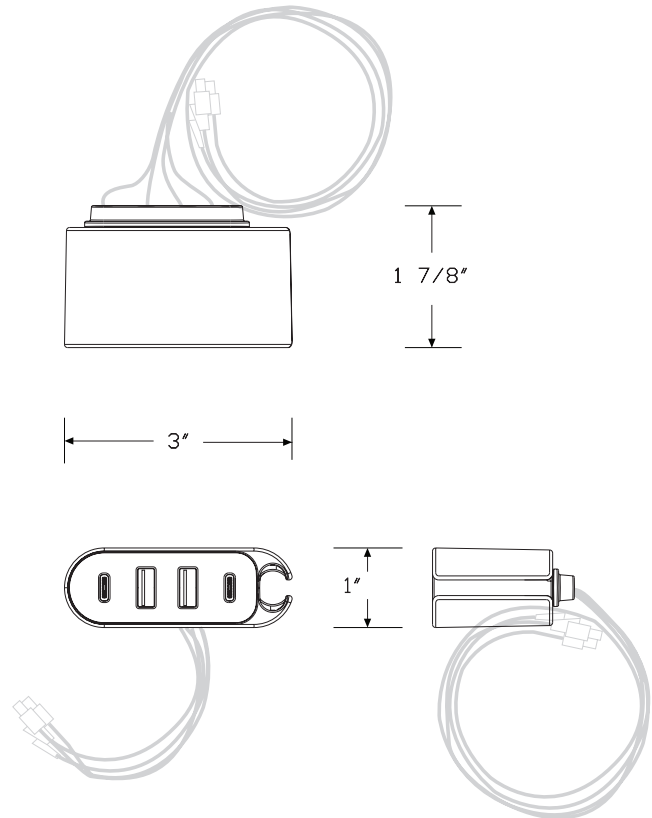
USB-A ports are 3.1 Gen1, for data transfer up to 5Gbps and support charging 12 watts of power (5V, 2.4A max). USB-C ports are 3.0, for data transfer up to 5Gbps and support charging 15 watts of power (5V, 3.0A max).

Docking station not included.

Order the following products separately:

- Ondo clamp cover (Y92201.)
- Ondo laptop cable (Y92202.)
- Ondo post clamp spacer (Y92203.) for use with Wishbone or Flo Modular only
- Ollin single-screen monitor arm support (Y95111.1CM or Y95111.1LPC)
- Flo single-screen monitor arm support (Y91171.CM or Y91171.LPC)
- Lima monitor arm (Y97211.L1LC or Y97211.L2LC)
- Flo modular (Y91180.) with surface clamp mount (CM)
- Wishbone monitor arm family with clamp mount (WC)

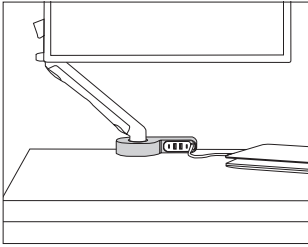
### Dimensions





Ondo Module *continued*

Specification Information		
Step 1.		
Y92200.	<input type="checkbox"/> A	
Step 2. Connection Type		
AC	two USB-A ports and two USB-C ports <input type="checkbox"/> A	
Prices for Steps 1-2.		
Y92200.	AC	\$281
Step 3. Finish		
0H	black <input type="checkbox"/> A	+\$0



## Product Information

### Description

The Ondo Clamp Cover houses the Ondo Module (not included) to integrate with an existing installation of a Flo®, Ollin®, Lima™, Flo Modular or Wishbone® monitor arm to offer fast, clutter-free connections between a laptop and other technology on the desk. Used in conjunction with the user's preferred docking station, it neatly manages all power, data, monitor, mouse, and keyboard connections and offers USB charging and connectivity of mobile devices such as phones and tablets.

### Notes

For use with Flo or Ollin monitor arms, Ondo clamp cover replaces the clamp cover of the Flo two-piece clamp mount (Y92092.) or Flo low profile clamp (Y92106.).

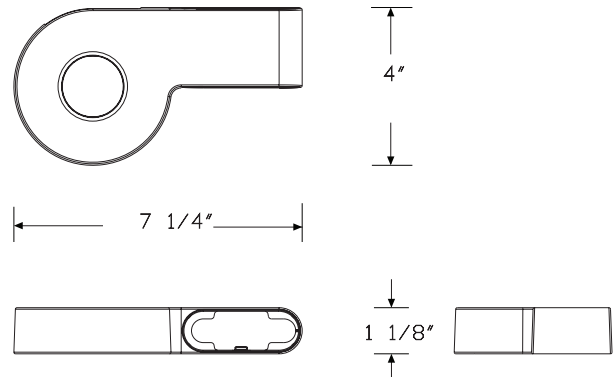
For use with Lima monitor arm (Y97211.), Ondo clamp cover integrates with the post-clamp attachment.

For use with Flo Modular (Y91180.) or Wishbone monitor arms, Ondo clamp cover replaces the clamp cover of the Wishbone post top-mounting surface clamp (Y92052.) and requires the addition of Ondo post clamp spacer (Y92203.) for added stability of post.

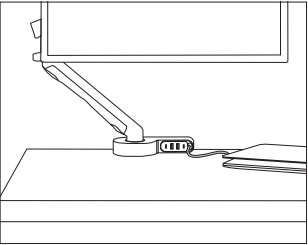
Order the following products separately:

- Ondo module (Y92200.)
- Ondo laptop cable (Y92202.), if required.
- Ondo post clamp spacer (Y92203.) for use with Wishbone or Flo Modular only
- Ollin single-screen monitor arm support (Y95111.1CM or Y95111.1LPC)
- Flo single-screen monitor arm support (Y91171.CM or Y91171.LPC)
- Lima monitor arm (Y97211.L1LC or Y97211.L2LC)
- Flo modular (Y91180.) with surface clamp mount (CM)
- Wishbone monitor arm family with clamp mount (WC)

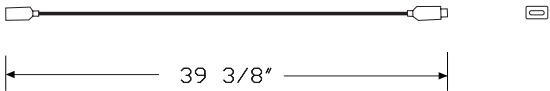
## Dimensions



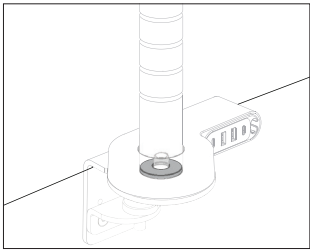
Specification Information			
Step 1.			
Y92201.	<input type="checkbox"/> A		\$36
Step 2. Finish			
0I	silver	<input type="checkbox"/> A	+\$0
0J	white	<input type="checkbox"/> A	+\$0
0H	black	<input type="checkbox"/> A	+\$0



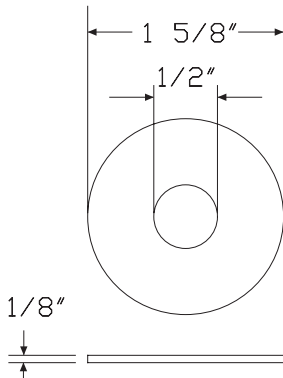
Product Information
Description
The Ondo Laptop Cable is a USB-C 3.1 (female) to USB-C (male) cable that connects a laptop on a work surface to a docking station under the surface. Cable length is 39 3⁄8" (1 m).
Notes
Use this product when the cable supplied with your chosen docking station is not suitable or long enough.
Ondo Laptop Cable is a USB-C 3.1 cable 39 3⁄8" (1 m) long with female-to-male connector, 10Gbps. Power delivery 2.0 capable and 60W maximum.
Compatible with all laptops with USB-C ports.
Order the following products separately:
• Ondo module (Y92200.)
• Ondo clamp cover (Y92201.)
Dimensions



Specification Information
Step 1.
Y92202. <span>A</span> \$81
Step 2. Finish
0H black <span>A</span> +\$0



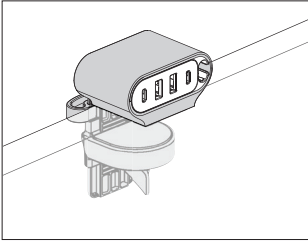
Product Information
<b>Description</b> This spacer works with the Wishbone® Post Top-Mounting Surface Clamp to integrate Ondo Connectivity Module with an existing installation of Wishbone Post such as Flo® Modular or Wishbone monitor arms. It provides space stability in the clamp by adding a secure hold for the post and Ondo.
<b>Notes</b> Order the following products separately: <ul style="list-style-type: none"><li>• Wishbone post top-mounting surface clamp (Y92052.)</li><li>• Ondo connectivity module (Y92110.)</li><li>• A post-mounted monitor arm such as Wishbone or Flo Modular.</li></ul>
<b>Dimensions</b>



Specification Information
<b>Step 1.</b> Y92203. <span>A</span>
<b>Step 2. Finish</b> 01 silver <span>A</span>
<b>Prices for Steps 1-2.</b> Y92203. 01 \$4

Ondo Worksurface Mount - Mount Only

Y92204



Product Information

Description

This worksurface mount attaches the Ondo module (not included) directly onto a work surface, independent of a monitor arm. The clamp mount has a soft-grip under-clamp pad for secure grip and surface protection. Mount can be placed in desired position along surface edge.

Notes

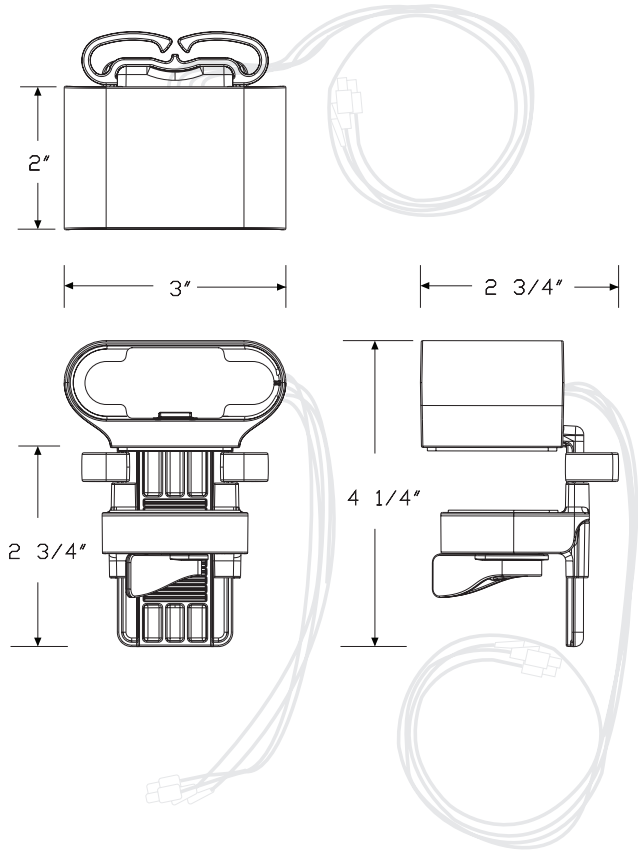
Clamp works on surfaces greater than 0.39" (10 mm) to less than 1.5" (38 mm) thick.

Order the following products separately:

- Ondo module (Y92200.)
- Ondo laptop cable (Y92202.), if required

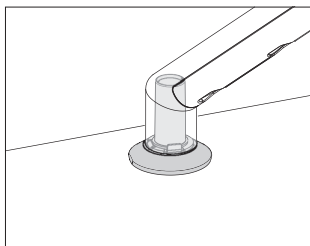
Dimensions

Specification Information			
Step 1.			
Y92204.	A		\$53
Step 2. Finish			
0I	silver	A	+\$0
0J	white	A	+\$0
0H	black	A	+\$0



# Flo® Now Through Mount with Rotation Stop

Y92105



## Product Information

### Description

This through-mount is used to attach a Flo® Now single screen monitor arm - arm only (Y292090) or an Ollin single screen monitor arm - arm only (Y95000.) to a work surface through a drilled hole. It can be set to stop arm rotation at either 90° or 180° to prevent arm contact with a screen or wall. The rotational stop can be removed to allow 360° arm rotation. Includes through-surface mounting bracket selected based on thickness of work surface.

### Notes

Flo Now through mount with rotational stop is compatible with Ollin monitor arms.

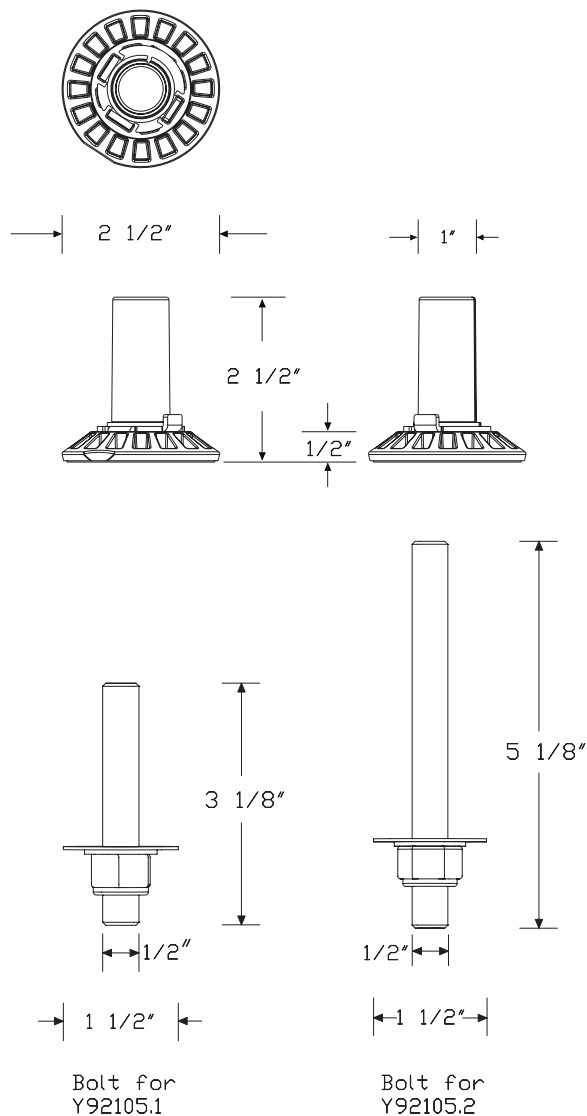
This product comes with 3 interchangeable covers: 1 light gray, 1 dark gray, and 1 black. Light gray cover is compatible with white finish Flo Now and Ollin monitor arms, dark gray cover is compatible with silver finish Flo Now and Ollin monitor arms, and black cover is compatible with black finish Flo Now and Ollin monitor arms.

Order Ollin single screen monitor arm - arm only (Y95000.) separately.

Order Flo Now single screen monitor arm - arm only (Y292090) separately.

Specify mounting bracket based on surfaces up to 1 3/8" thick (Y92105.1) or up to 3" thick (Y92105.2).

## Dimensions



Flo® Now Through Mount with  
Rotation Stop *continued*

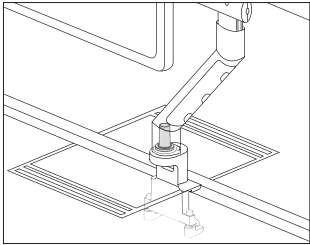
Thrive™ Technology Support

Specification Information		
Step 1.		
Y92105.	<input type="checkbox"/> A	
Step 2. Surface Mounting		
1	for surfaces up to 1 <sup>3</sup> / <sub>8</sub> " thick	<input type="checkbox"/> A
2	for surfaces up to 3" thick	<input type="checkbox"/> A
Prices for Steps 1-2.		
Y92105.	1	\$128
	2	\$128

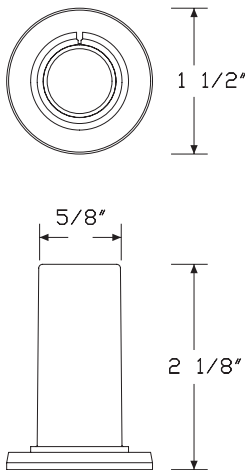


Flo® Now Layout Studio Attachment Pin

Y92089



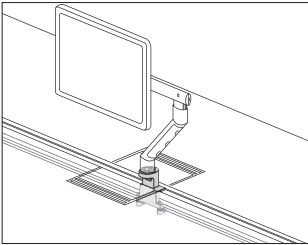
Product Information
Description
This attachment pin is used with the Flo® Layout Studio® performance rail clamp (Y92098.) to attach a Flo single screen monitor arm to a Layout Studio performance rail. Attachment hardware included.
Notes
Order the following products separately:
• Flo Layout Studio performance rail clamp (Y92098.)
• Flo single screen monitor arm-arm only (Y92090.)
Dimensions



Specification Information		
Step 1.		
Y92089.	<input type="text" value="A"/>	\$52
Step 2. Finish		
01	silver <input type="text" value="A"/>	+\$0

Performance Rail Clamp

Y92098



Product Information

Description

This clamp attaches a Flo® single screen monitor arm to a Layout Studio® performance rail. It is used with the Flo Layout Studio attachment pin, ordered separately. Clamp attachment hardware included.

Notes

Order the following products separately:

- Flo Layout Studio attachment pin (Y92089.)
- Flo single screen monitor arm-arm only (Y92090.)

Dimensions

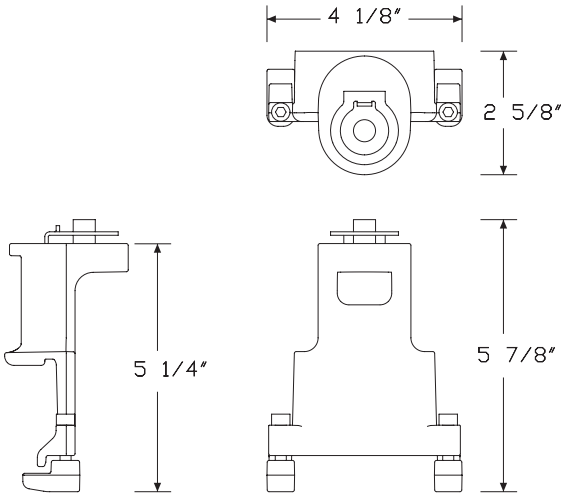
Specification Information

Step 1.

Y92098.	A	\$53
---------	---	------

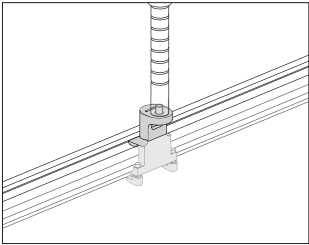
Step 2. Finish

0I	silver	A	+\$0
0J	white	A	+\$0



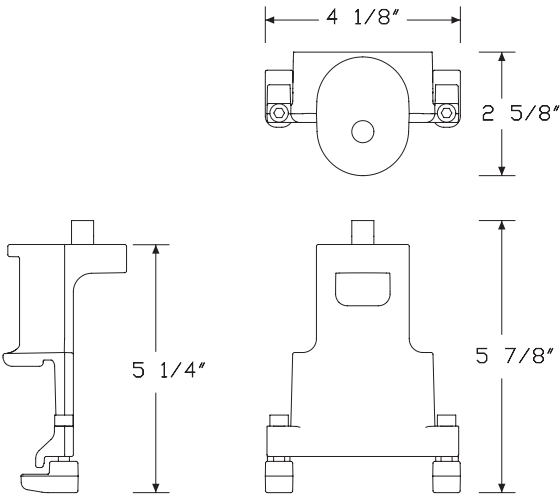
Wishbone Post Performance Rail Clamp

Y92099



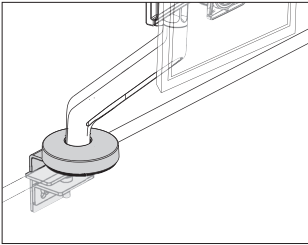
Product Information
Description
This clamp attaches to a Layout Studio® performance rail to support a Wishbone® monitor arm post.
Notes
This product was designed by Colebrook Bosson Saunders Products Ltd.
Dimensions

Specification Information		
Step 1.		
Y92099.	<input type="text" value="A"/>	\$106
Step 2. Finish		
01	silver <input type="text" value="A"/>	+\$0



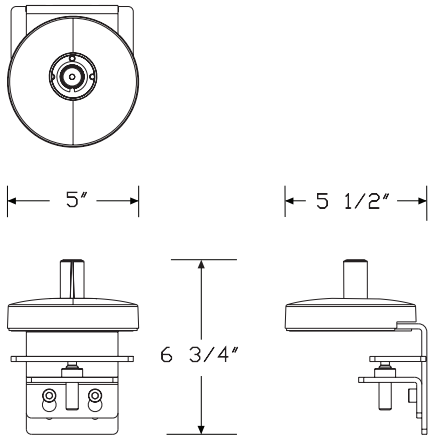
Flo® X Two-Piece Clamp Mount -  
Clamp only

Y98005

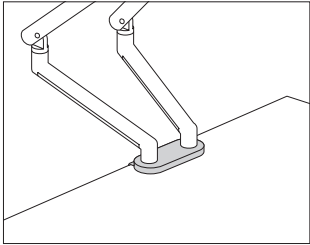


Product Information
Description
This clamp attaches a Flo® X Monitor Arm to a work surface. Configurable rotation stop system offers 180° or 360° rotation of arm. Attachment hardware included.
Notes
Suitable for work surface thicknesses of 3/8" to 1 3/4" (9 mm to 45 mm).
Load support range up to 40 lbs. (18 kg).
Order Flo X monitor arm-arm only (Y98000.) or Flo X multi mount monitor arm-arm only (Y98001.) separately.
Dimensions


Specification Information		
Step 1.		
Y98005.	<div>A</div>	\$107
Step 2. Finish		
0I	silver <div>A</div>	+\$0
0H	black <div>A</div>	+\$0



Dual Flo® Now Surface Clamp Mount      Y92100



Product Information
Description
This clamp is used to attach 2 Flo Now single screen monitor arm - arm only (Y292090) to a work surface. The clamp is top mounted to speed installation. Attachment hardware is included.
Notes
Order Flo Now single screen monitor arm - arm only (Y292090) separately. Clamp works on surfaces greater than 0" to less than 2½" thick.
Dimensions

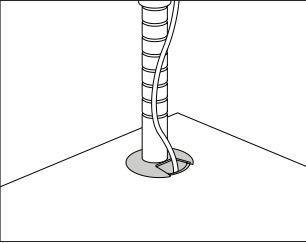


Specification Information		
Step 1.		
Y92100.	<div>A</div>	\$195
Step 2. Finish		
01	silver	+\$0

Thrive™ Technology Support

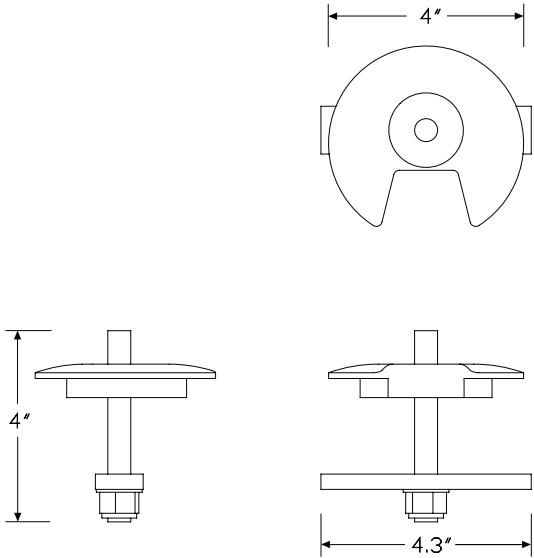
Cast Grommet

Y92050



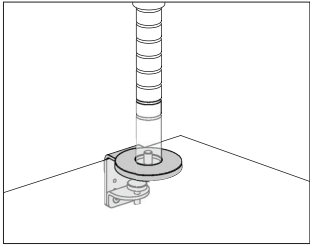
Product Information
Description
This grommet allows through-surface attachment of a Wishbone® post or Flo® monitor arm on a surface up to 1½" thick. It has a cutout to allow cords to route through the surface. Attachment hardware included.
Notes
Field-drilling of surface may be required.
To accommodate a different surface thickness, specify the following products separately to attach post:
• Through-surface mounting bracket, 1⅜" (Y92054.) or through-surface mounting bracket, 3" (Y92055.)
For use with Flo monitor arm, order Flo through mount (Y92094.) separately.
This product was designed by Colebrook Bosson Saunders Products Ltd.
Dimensions

Specification Information
Step 1.
Y92050. <span>A</span> <span></span> \$140
Step 2. Finish
01 silver <span>A</span> <span></span> +\$0



Wishbone® Post Top-Mounting  
Surface Clamp

Y92052



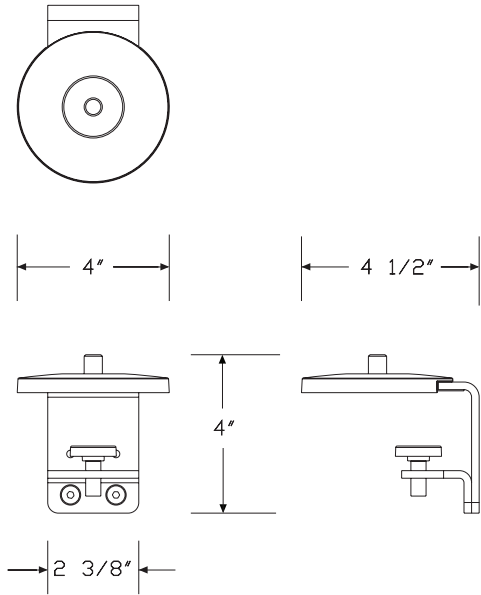
Product Information
Description
This clamp attaches to a surface that is 1/2" - 2 5/8" thick to support a wishbone monitor arm post.
Notes
This product was designed by Colebrook Bosson Saunders Products Ltd.
Dimensions

Specification Information
Step 1.
Y92052.
Step 2. Finish
01 silver

\$91

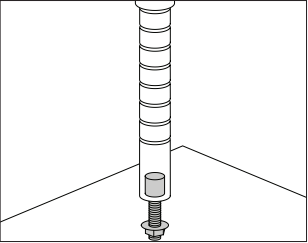
+\$0

Thrive™ Technology Support



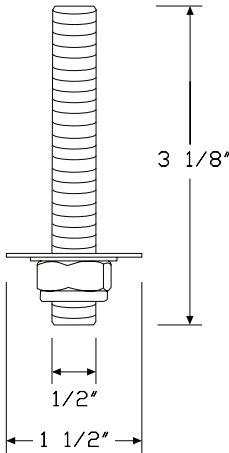
Through-Surface Mounting Bracket,  
1 3/8"

Y92054



Product Information
Description
This bracket attaches through a surface up to 1 3/8" thick to support a wishbone or quad monitor arm post. Attachment bolt, washer, nut and nylon washer for top of surface are included.
Notes
Specify optional spreader plate (Y92056.) separately.
This product was designed by Colebrook Bosson Saunders Products Ltd.
Dimensions

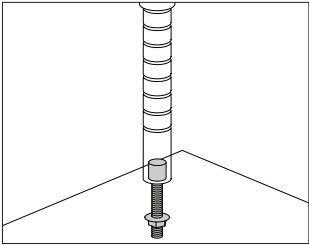
Specification Information
Step 1.
Y92054. <span>A</span> <span>\$32</span>





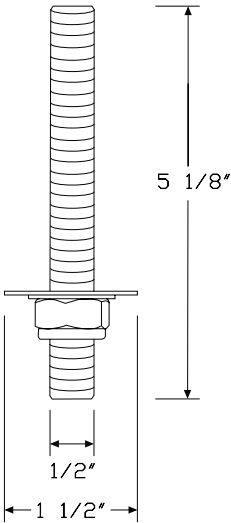
Through-Surface Mounting Bracket,  
3"

Y92055



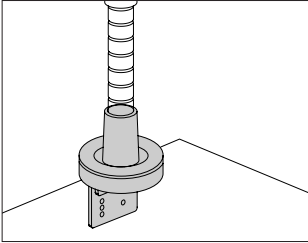
Product Information
Description
This bracket attaches through a surface up to 3" thick to support a wishbone or quad monitor arm post. Attachment bolt, washer, nut and nylon washer for top of surface are included.
Notes
Specify optional spreader plate (Y92056.) separately.
This product was designed by Colebrook Bosson Saunders Products Ltd.
Dimensions

Specification Information
Step 1.
Y92055. <span>A</span> <span>\$39</span>



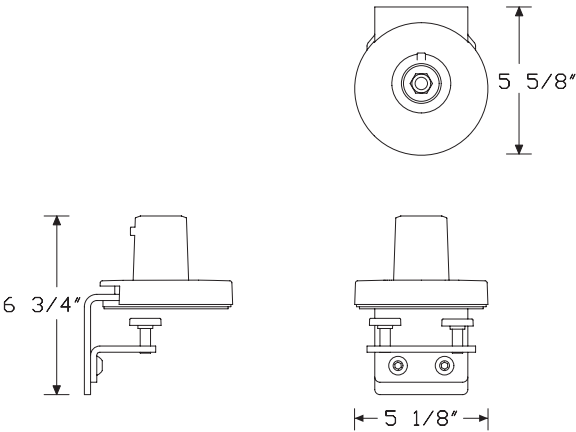
Wishbone® Post High Load  
Top-Surface Mounting Clamp

Y92071



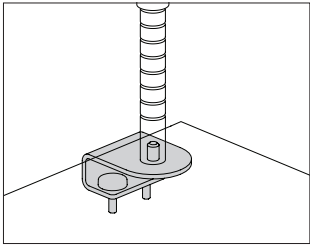
Product Information
Description
This clamp attaches to a surface that is 1/2" to 25/8" thick to support a Wishbone® monitor arm post.
Notes
Clamp is used for all quad-screen assemblies (Y91015., Y91025.).
This product was designed by Colebrook Bosson Saunders Products Ltd.
Dimensions

Specification Information
Step 1.
Y92071. <span>A</span> \$139
Step 2. Finish
01 silver <span>A</span> +\$0



Low-Profile Clamp

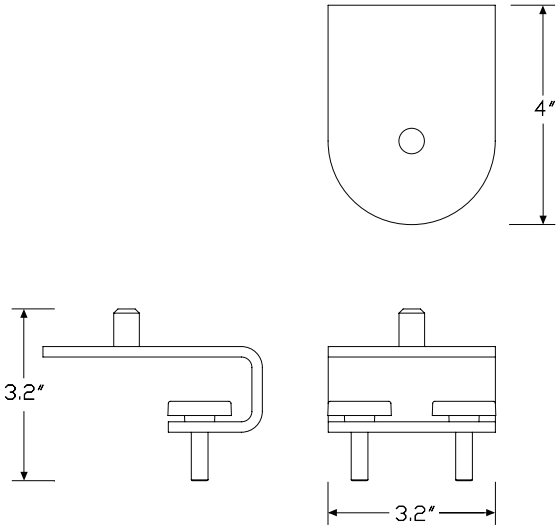
Y92079



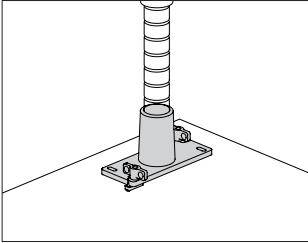
Product Information
Description
This clamp attaches to a surface to support a wishbone monitor arm post.
Notes
Low-profile clamp works with Envelop® desk (Y7750.)
This product was designed by Colebrook Bosson Saunders Products Ltd.
Dimensions

Specification Information		
Step 1.		
Y92079.	<input type="text" value="A"/>	\$91
Step 2. Finish		
01	silver <input type="text" value="A"/>	+\$0

Thrive™ Technology Support

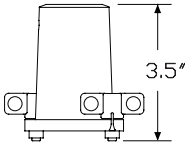
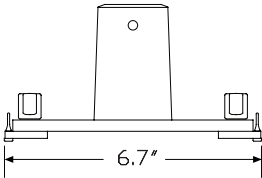
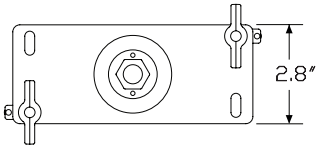


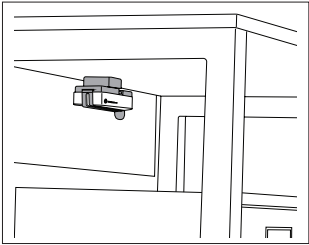
Beam-Mount Bracket, Wishbone Post      Y92057



Product Information
Description
This bracket allows a Wishbone® post to attach to a horizontal beam found in many commercial traders desks and benching applications. Mounting hardware included.
Notes
This product was designed by Colebrook Bosson Saunders Products Ltd.
Dimensions

Specification Information
Step 1.
Y92057. <span>A</span> <span></span> \$116
Step 2. Finish
01 silver <span>A</span> <span></span> +\$0



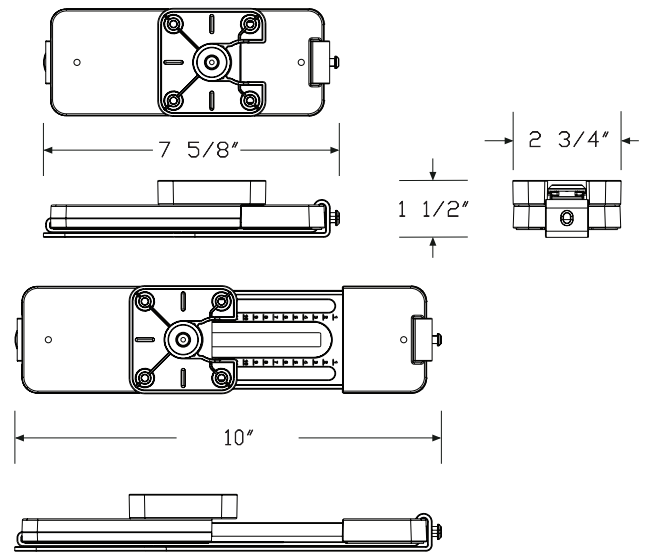


Product Information

**Description**  
This under-desk mount hangs below a surface to hold small-format devices. It has a rubber strap that adjusts from 6¾" (170mm) to 9⅞" (250mm) to cradle docking stations, thin clients, Mac mini® computers or USB hubs up to 3.3 lbs. (1.5 kg), securing them safely in place and off the floor. Attachment hardware included.

**Notes**  
Loop Micro supports a maximum of 3.3 lbs. (1.5 kg).  
Recommended device width ranges from 6¾" (170mm) to 9⅞" (250mm).

Dimensions

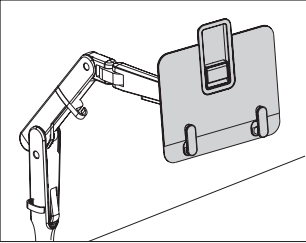


Specification Information

Step 1.		
Y92111.	A	\$122
Step 2. Finish		
0H	black	A+\$0

Ollin Laptop and Tablet Mount

Y95011



Product Information

Description

This laptop and tablet mount lifts notebook computers and tablets off the work surface at an appropriate work height. It attaches to an Ollin® or Flo® Now monitor arm with a 100mm VESA pattern. It supports laptops up to 16" screen size and up to 1" thick. It supports tablets from 9¾" to 13" screen size. It can be used in both single- and dual-screen applications. Laptops and tablets are held securely to the mount's anti-slide surface by 2 adjustable ratcheting feet. Retaining feature adds stability to position tablets.

Notes

Mount accommodates device weights up to 6.2 lbs. (2.8 kg).

Mount supports laptops up to 16" screen size and up to 1" thick. Thickness includes base and lid of laptop combined.

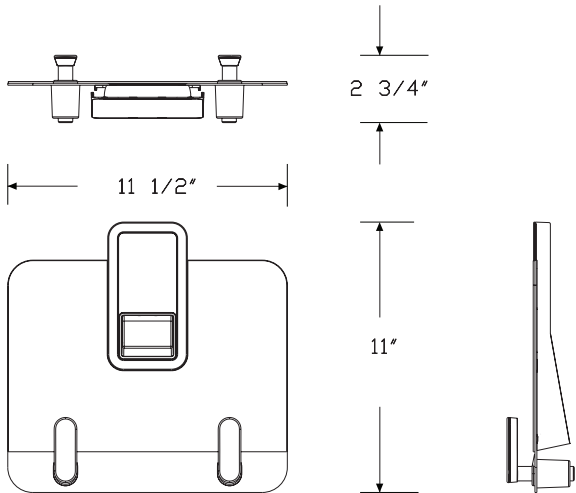
Mount supports tablets from 9¾" to 13" screen size.

Requires 100mm VESA plate (provided with the monitor arm).

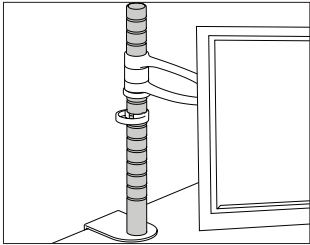
Order the following monitor arm separately:

- Ollin single-screen monitor arm support (Y95111.)

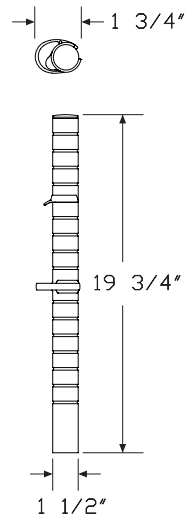
Dimensions



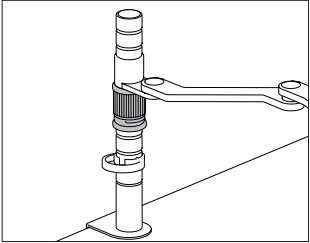
Specification Information			
Step 1.			
Y95011.	A		\$171
Step 2. Finish			
0I	silver	A	+\$0
0J	white	A	+\$0
0H	black	A	+\$0



Product Information
Description
This post attaches to a surface to support monitor arms. 15¾"-high post and higher includes a monitor arm location ring and a cable management clip. Monitor arm and post attachment must be specified separately.
Notes
This product was designed by Colebrook Bosson Saunders Products Ltd.
Dimensions

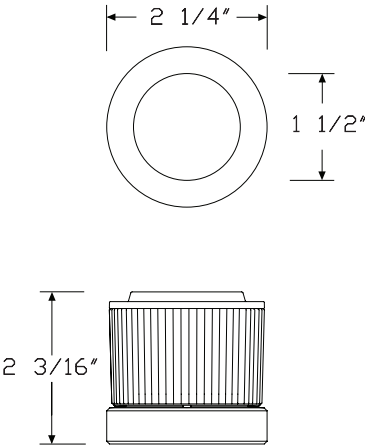


Specification Information
Step 1.
Y92001.
Step 2. Size
04 4" high
07 7⅞" high
15 15¾" high
19 19¾" high
Prices for Steps 1-2.
Y92001. 04 \$86
07 \$103
15 \$134
19 \$140
Step 3. Finish
01 silver +\$0



Product Information
Description
This adjuster mounts to a post and allows the height of a monitor arm to be adjusted in small increments to assist in alignment of adjacent monitors. Finish is black.
Notes
This product was designed by Colebrook Bosson Saunders Products Ltd.
Dimensions

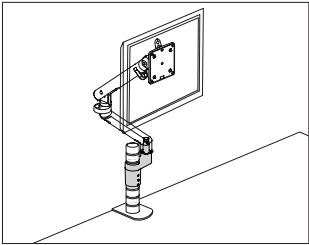
Specification Information
Step 1.
Y92024. <span>A</span> \$26





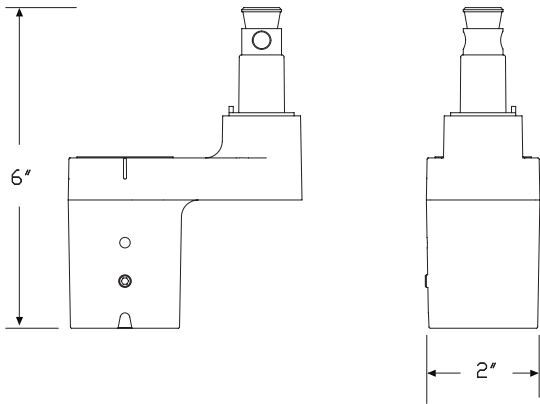
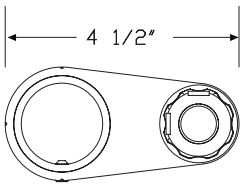
Flo® Now Modular Bracket - Bracket Only

Y92103



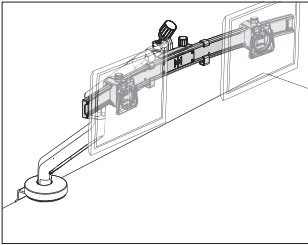
Product Information
Description
This bracket attaches a Flo® monitor arm to the Wishbone post.
Notes
This product is the bracket only.
Bracket includes a 180° stop to protect area behind work surface.
Each Flo arm used on a Wishbone post requires a bracket.
Dimensions

Specification Information		
Step 1.		
Y92103.	<input type="text" value="A"/>	\$84
Step 2. Finish		
01	silver <input type="text" value="A"/>	+\$0



Flo® X Dual Mount Bar - Bar only

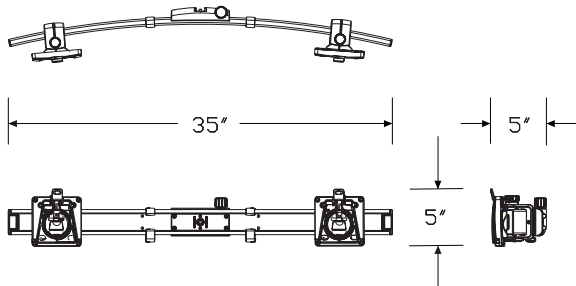
Y98002



Product Information
Description
Flo® X Dual Mount Bar attaches to Flo X Multi Mount Monitor Arm for dual screen mounting. It offers side-to-side screen-position adjustment on bar with quick-release locking and individual fine adjustment.
Side-to-side swivel of individual screens permits “cockpit” or “flat” screen configurations and continuous curvature alignment of curved screens.
Complete bar/monitor installation can be tilted via the screw-operated tilt feature of the Flo X multi mount monitor arm. VESA plates and fixing screws included.

Notes
75 mm and 100 mm VESA compliant.
Bar holds 2 monitors up to 32" and weighing between 2-18 lbs. (1-8 kg) each.
Flo X dual mount bar will not mount to the Flo X monitor arm (Y98000.). It is compatible with Flo X multi mount monitor arm (Y98001.) only.
Order the following products separately:
• Flo X multi mount monitor arm (Y98001.)
• Flo X triple bar extension kit (Y98003.)
• Flo X two-piece clamp mount (Y98005.)

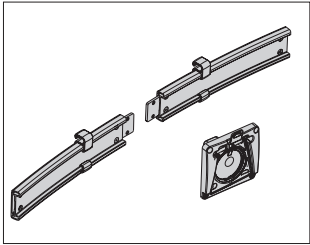
Dimensions
------------



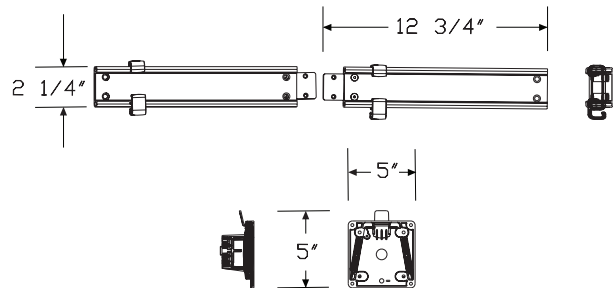
Specification Information		
Step 1.		
Y98002.	<input type="text" value="A"/>	\$280
Step 2. Finish		
0H	black <input type="text" value="A"/>	+\$0

Flo® X Triple Bar Extension Kit

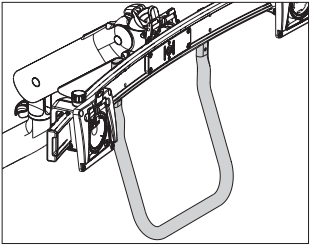
Y98003



Product Information
Description
This kit expands Flo® X Dual Mount Bar to triple-screen capability. VESA plates and fixing screws included.
Notes
75 mm and 100 mm VESA compliant.
When attached to the dual mount bar, it supports 3 monitors up to 27" and weighing between 2-11 lbs. (1-5 kg) each.
Order the following products separately:
• Flo X multi mount monitor arm (Y98001.)
• Flo X dual mount bar (Y98002.)
• Flo X two-piece clamp mount (Y98005.)
Flo X multi mount handle (Y98004.) is optional but highly recommended.
Order separately.
Dimensions



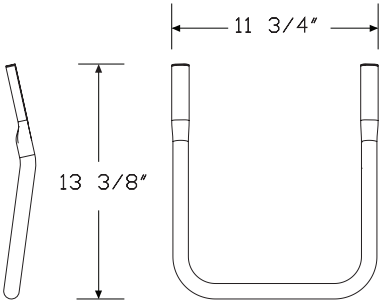
Specification Information		
Step 1.		
Y98003.	<input type="text" value="A"/>	\$180
Step 2. Finish		
0H	black <input type="text" value="A"/>	+\$0



Product Information

**Description**  
This handle is recommended for use on Flo® X dual and triple configurations to facilitate easy movement of monitors. It attaches directly to Flo X dual mount bar and offers 2 mount height options. Wide format for easy 2-handed grip. Handle attachment hardware included.

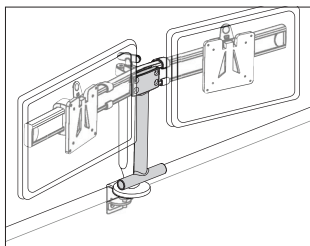
Dimensions



Specification Information

Step 1.		
Y98004.	A	\$115
Step 2. Finish		
0H	black A	+\$0

Ollin® Dual Bar Handle - Handle Only Y95123



## Product Information

## Description

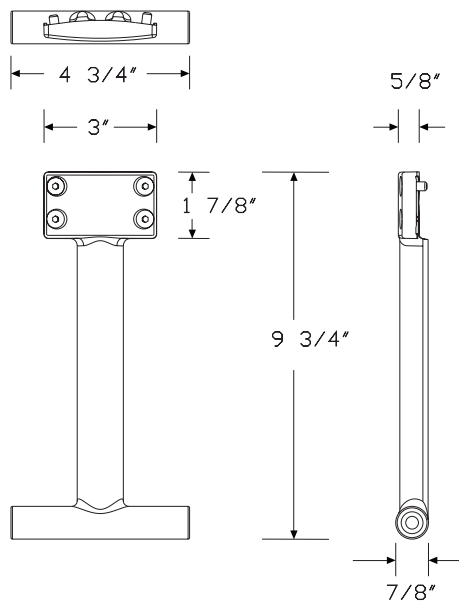
This handle attaches to the Ollin Dual Bar. It allows both monitors to move in tandem.

## Notes

Order the following products separately:

- Ollin dual bar (Y95122.)
- Ollin single-screen monitor arm support with desired attachment (Y95111.1xxx)
- Ollin single screen monitor arm-arm only (Y95000.)

## Dimensions



### Specification Information

Step 1.

Y95123. 

A
---

## Step 2. Finish

0H      black    A

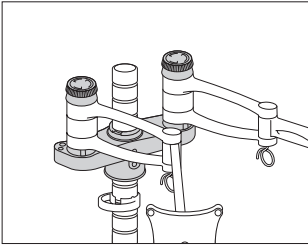
---

Prices for Steps 1-2.

Y95123. 0H	\$44
------------	------

Enhanced Back-To-Back Post Bracket

Y92009



Product Information

Description

This bracket mounts to a wishbone post to support 2 wishbone or wishbone plus monitor arms. It is used to create a new dual or quad monitor arm assembly, convert a single assembly into a dual monitor, or is added to an existing dual assembly to create a quad assembly.

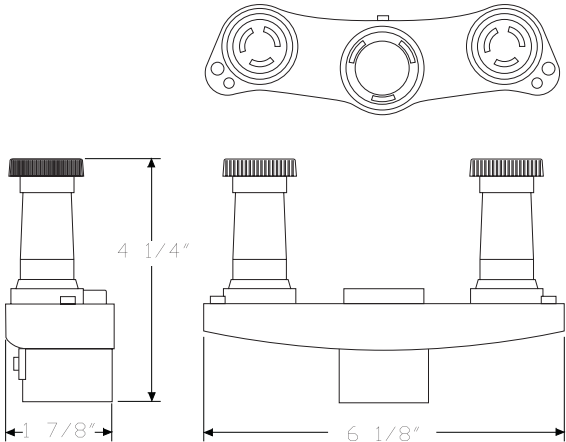
Notes

To support 3 screens, specify the wishbone c-post bracket (Y92026.) separately.

Maximum monitor width in triple screen configuration is 19".

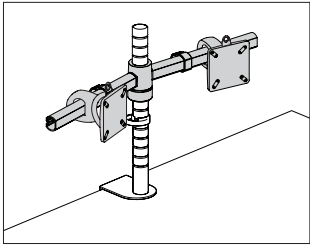
Dimensions

Specification Information		
Step 1.		
Y92009.		\$143
Step 2. Finish		
01	silver	+\$0

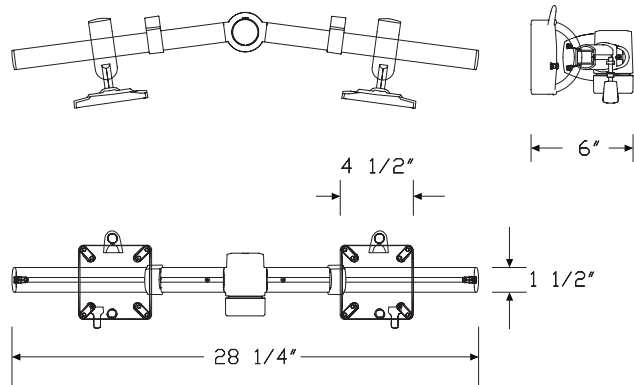


Wishbone Dual Bar - Bar Only

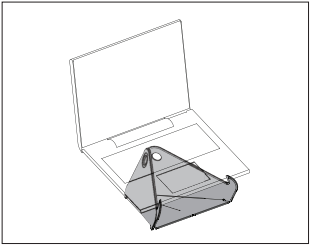
Y92104



Product Information
Description
This dual bar attaches to the Wishbone post to allow 2 monitors to be set at the appropriate ergonomic height. It is a great solution for high density applications getting the monitors aligned at the back of the work surface. It comes with the VESA brackets set up in a cockpit orientation.
Notes
This product number is for the dual bar only.
Product accepts 2 monitors up to 24" each on the crossbar.
Product supports monitors up to 26 pounds each.
Dimensions



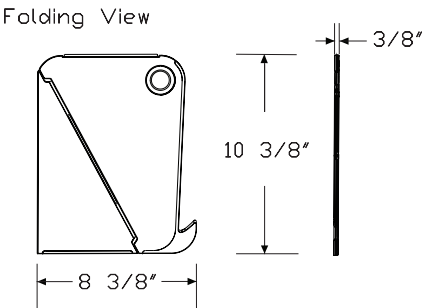
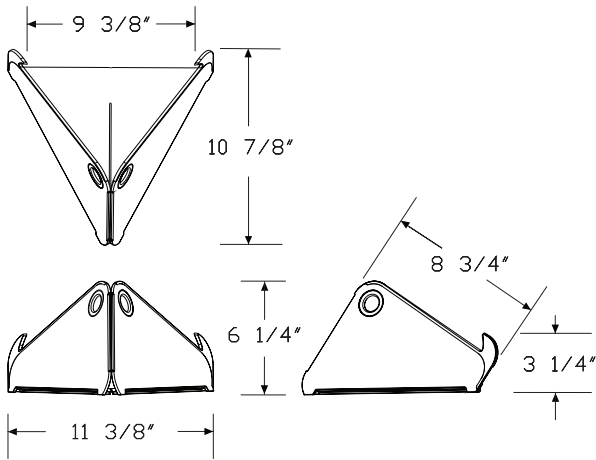
Specification Information		
Step 1.		
Y92104.	<input type="text" value="A"/>	\$539
Step 2. Finish		
01	silver <input type="text" value="A"/>	+\$0



Thrive™ Technology Support

Product Information
Description
This portable, folding laptop stand facilitates ergonomic use of notebook computers in agile working spaces. It elevates the laptop off the work surface, ideal for creating an ergonomic workstation while in the office, working from home or on the go. It supports laptops from 11" to 16" screen size.
Notes
Accommodates laptop weights from 2.2 lbs. (1.0 kg) to 6.2 lbs. (2.8 kg).
Supports laptops from 11" to 16" screen size.
Stand requires the use of an external keyboard and mouse.
Dimensions

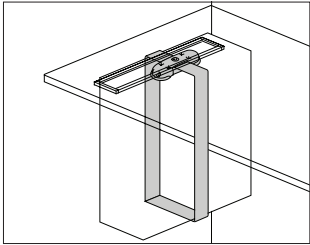
Specification Information		
Step 1.		
Y92075.	<input type="text" value="A"/>	\$56
Step 2. Finish		
0J	white <input type="text" value="A"/>	+\$0
0MT	mint green <input type="text" value="A"/>	+\$0
0YW	yellow <input type="text" value="A"/>	+\$0





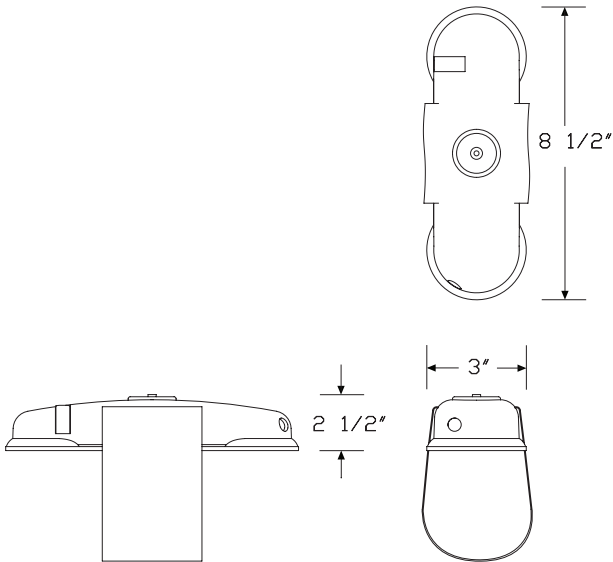
LOOP™ Adjustable CPU Holder Assembly

Y91104



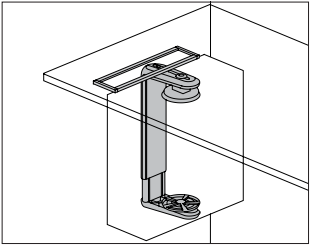
Product Information
Description
This CPU holder hangs below a surface to hold a CPU in a vertical position and includes a 5" or 13¾" track. Height adjusts from 9½" to 19¾" high. Width adjusts from 3.1" to 9" wide.
Notes
CPU holder supports a maximum of 44 lbs.
This product was designed by Colebrook Bosson Saunders Products Ltd.
Dimensions

Specification Information
Step 1.
Y91104.
Step 2. Length
05 5" long <span>A</span>
13 13¾" long
Prices for Steps 1-2.
Y91104. 05 \$287
13 \$293
Step 3. Finish
For 5" long (05)
0I silver +\$0
For 13¾" long (13)
0H black +\$0



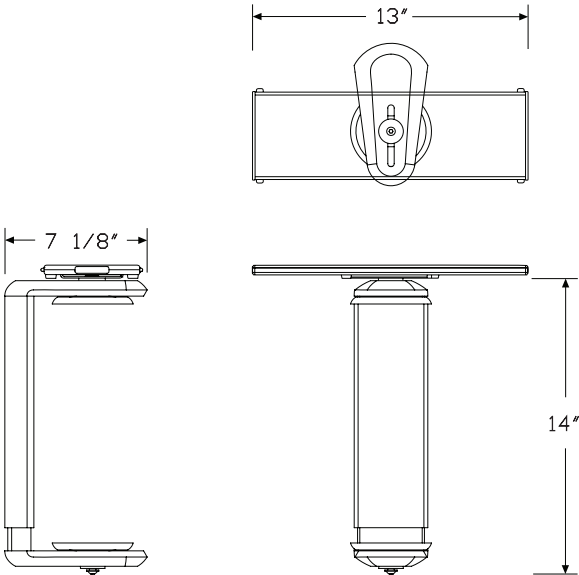
JAW™ Adjustable CPU Holder Assembly

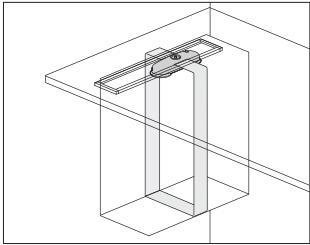
Y91103



Product Information
Description
This CPU holder hangs below a surface to hold a CPU in a vertical position and includes a 5" or 13¾" track. Height adjusts from 11½" to 20" high. Width adjusts from 3½" to 9½" wide.
Notes
CPU holder supports a maximum of 55 lbs.
This product was designed by Colebrook Bosson Saunders Products Ltd.
Dimensions

Specification Information
Step 1.
Y91103.
Step 2. Length
055" long <input type="checkbox"/> A
1313¾" long
Prices for Steps 1-2.
Y91103. 05\$370
13\$376
Step 3. Finish
For 5" long (05)
0I silver+\$0
For 13¾" long (13)
0H black+\$0

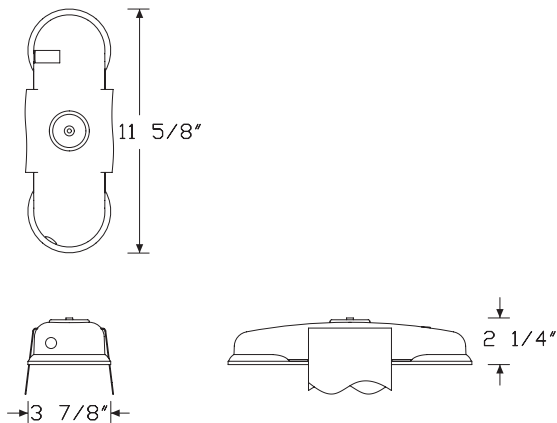




Product Information
Description
This CPU holder hangs below a surface to hold a CPU in a vertical position. The height can be adjusted from 11" to 19¾" high. The width can be adjusted from 3½" to 9" wide.
Notes
Specify CPU holder slide and rotate kit (Y92038.) separately.
CPU holder supports a maximum of 44 lbs.
This product was designed by Colebrook Bosson Saunders Products Ltd.
Dimensions

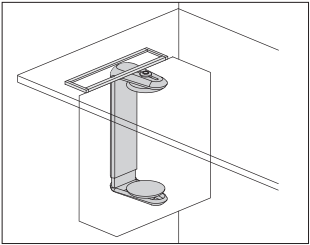
Specification Information
Step 1.
Y92041.
Step 2. Finish
0H      black

Thrive™ Technology Support



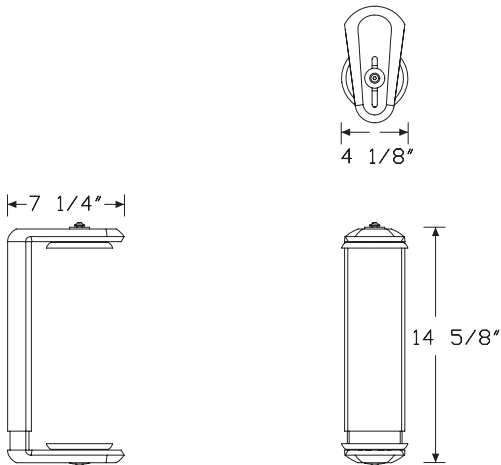
JAW™ Adjustable CPU Holder

Y92040



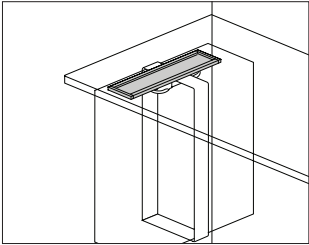
Product Information
Description
This CPU holder hangs below a surface to hold a CPU in a vertical position. The height can be adjusted from 11½" to 20" tall. The width can be adjusted from 3½" to 9½" wide.
Notes
Specify CPU holder slide and rotate kit (Y92038.) separately. CPU holder supports a maximum of 55 lbs. This product was designed by Colebrook Bosson Saunders Products Ltd.
Dimensions

Specification Information
Step 1.
Y92040. <span>A</span> \$308
Step 2. Finish
01 silver <span>A</span> +\$0

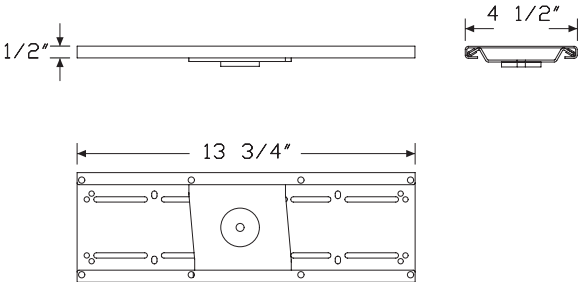


Universal CPU Holder Slide & Rotate Kit

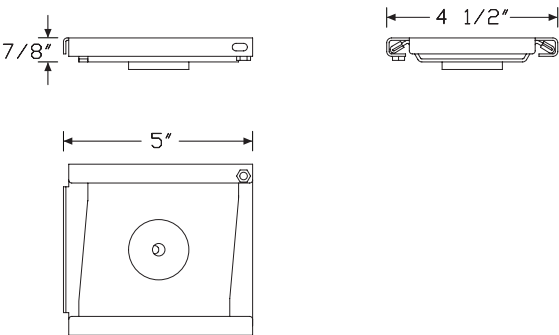
Y92038



Product Information
Description
This kit attaches to a surface to support a CPU holder. It includes a track that allows the CPU holder to slide out and rotate for easy access. Attachment hardware included.
Notes
Slide & rotate kit is compatible with Colebrook Bosson Saunders CPU holders.
This product was designed by Colebrook Bosson Saunders Products Ltd.
Dimensions



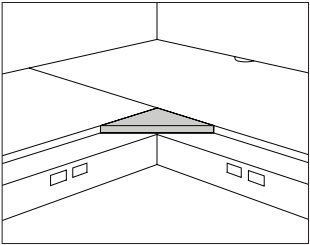
Universal slide & rotate



Universal Mounting rotating bracket

Specification Information
Step 1.
Y92038.
Step 2. Length
05 5" long A
13 13 3/4" long
Prices for Steps 1-2.
Y92038. 05 \$62
13 \$68
Step 3. Finish
For 5" long (05)
0I silver A +\$0
For 13 3/4" long (13)
0H black +\$0

# Squared-Edge Corner Wedge Y2091.



## Product Information

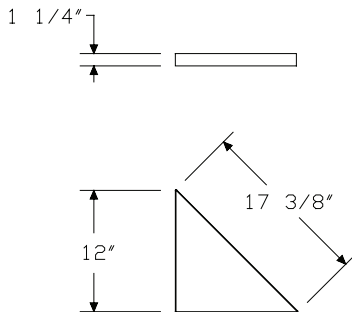
### Description

This wedge attaches to 2 work surfaces at a 90° angle to provide a corner work surface. It can be used with Action Office®, Canvas, and Ethospace® surfaces. The wedge has a laminate top and thermoplastic edge, laminate top with a thermoplastic backed plywood edge, or a veneer top and edge. Attachment hardware is included.

### Notes

Corner wedge can support a keyboard tray attached to the underside of the work surfaces in 90° corner applications.

### Dimensions



## Specification Information

### Step 1.

Y2091. ☐

### Step 2. Surface Material

- L high-pressure laminate top/thermoplastic edge ☐
- U high-pressure laminate/universal edge ☐
- W veneer ☐

### Prices for Steps 1-2.

Y2091. L	\$189
U	\$180
W	\$269

### Step 3.

### Top Finish

For high-pressure laminate top/thermoplastic edge (L) or high-pressure laminate/universal edge (U)

125	natural maple (CP) <input type="checkbox"/>	+\$0
126	natural cherry (CP) <input type="checkbox"/>	+\$0
127	walnut (CP) <input type="checkbox"/>	+\$0
139	light ash (CP) <input type="checkbox"/>	+\$0
140	warm ash (CP) <input type="checkbox"/>	+\$0
UBK	ultra black (CP) <input type="checkbox"/>	+\$0
76	light brown walnut <input type="checkbox"/>	+\$0
8Q	folkstone grey (CP) <input type="checkbox"/>	+\$0
91	white (CP) <input type="checkbox"/>	+\$0
98	studio white (CP) <input type="checkbox"/>	+\$0
CL	cool grey neutral <input type="checkbox"/>	+\$0
HF	inner tone light <input type="checkbox"/>	+\$0
HP	light anigre <input type="checkbox"/>	+\$0
LBA	clear on ash (CP) <input type="checkbox"/>	+\$0
LBR	phantom ecru <input type="checkbox"/>	+\$0
LBS	phantom cocoa <input type="checkbox"/>	+\$0
LBU	medium matte walnut (CP) <input type="checkbox"/>	+\$0
LBV	warm grey teak <input type="checkbox"/>	+\$0
LBB	oak on ash (CP) <input type="checkbox"/>	+\$0
LBC	walnut on ash (CP) <input type="checkbox"/>	+\$0
LBF	neutral twill <input type="checkbox"/>	+\$0
LBJ	graphite twill <input type="checkbox"/>	+\$0
LBQ	white twill <input type="checkbox"/>	+\$0
LT	light tone <input type="checkbox"/>	+\$0
LU	soft white <input type="checkbox"/>	+\$0
WL	warm stone (CP) <input type="checkbox"/>	+\$0
WN	warm grey neutral <input type="checkbox"/>	+\$0

## Squared-Edge Corner Wedge *continued*

### Top/Edge Finish: Wood Veneer

#### For veneer (W)

<b>CHD</b>	noble cherry <input type="checkbox"/>	+\$39
<b>2U</b>	light brown walnut <input type="checkbox"/>	+\$39
<b>40</b>	dark brown walnut <input type="checkbox"/>	+\$39
<b>EW</b>	medium matte walnut <input type="checkbox"/>	+\$39
<b>ET</b>	clear on ash <input type="checkbox"/>	+\$39
<b>EU</b>	oak on ash <input type="checkbox"/>	+\$39
<b>EV</b>	walnut on ash <input type="checkbox"/>	+\$39
<b>UL</b>	natural maple <input type="checkbox"/>	+\$39

### Step 4. Edge Finish

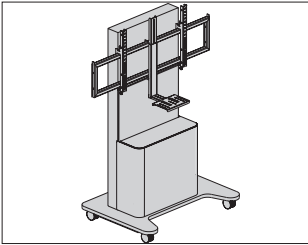
#### For high-pressure laminate top/thermoplastic edge (L)

<b>125</b>	natural maple (CP) <input type="checkbox"/>	+\$0
<b>126</b>	natural cherry (CP) <input type="checkbox"/>	+\$0
<b>127</b>	walnut (CP) <input type="checkbox"/>	+\$0
<b>139</b>	light ash (CP) <input type="checkbox"/>	+\$0
<b>140</b>	warm ash (CP) <input type="checkbox"/>	+\$0
<b>G1</b>	graphite (CP) <input type="checkbox"/>	+\$0
<b>UBK</b>	ultra black (CP) <input type="checkbox"/>	+\$0
<b>76</b>	light brown walnut <input type="checkbox"/>	+\$0
<b>8Q</b>	folkstone grey (CP) <input type="checkbox"/>	+\$0
<b>91</b>	white (CP) <input type="checkbox"/>	+\$0
<b>98</b>	studio white (CP) <input type="checkbox"/>	+\$0
<b>CL</b>	cool grey neutral <input type="checkbox"/>	+\$0
<b>HF</b>	inner tone light <input type="checkbox"/>	+\$0
<b>HP</b>	light anigre <input type="checkbox"/>	+\$0
<b>LBA</b>	clear on ash (CP) <input type="checkbox"/>	+\$0
<b>LBR</b>	phantom ecru <input type="checkbox"/>	+\$0
<b>LBS</b>	phantom cocoa <input type="checkbox"/>	+\$0
<b>LBU</b>	medium matte walnut (CP) <input type="checkbox"/>	+\$0
<b>LBV</b>	warm grey teak <input type="checkbox"/>	+\$0
<b>LBB</b>	oak on ash (CP) <input type="checkbox"/>	+\$0
<b>LBC</b>	walnut on ash (CP) <input type="checkbox"/>	+\$0
<b>LBF</b>	neutral twill <input type="checkbox"/>	+\$0
<b>LBJ</b>	graphite twill <input type="checkbox"/>	+\$0
<b>LBQ</b>	white twill <input type="checkbox"/>	+\$0
<b>LU</b>	soft white <input type="checkbox"/>	+\$0
<b>WL</b>	warm stone (CP) <input type="checkbox"/>	+\$0
<b>WN</b>	warm grey neutral <input type="checkbox"/>	+\$0

#### For high-pressure laminate/universal edge (U)

<b>PLY</b>	plywood edge	+\$50
------------	--------------	-------

# AV/VC One Technology Support Kit      Y96111



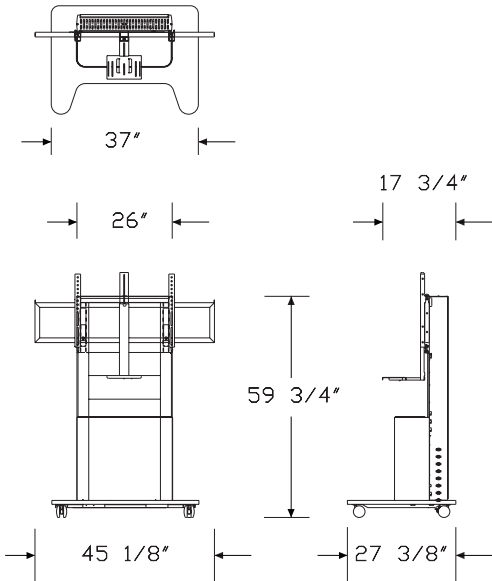
## Product Information

**Description**  
 The AV/VC One technology support kit provides all the equipment to support A/V and video conferencing needs for single or dual screens. It features lockable casters to facilitate easy movement from one location to another. Kit includes a universal camera mount that can be mounted above or below the screen(s), a universal codec mount supporting video conferencing from most manufacturers, and 1 or 2 screen mounting brackets. Ships knocked down.

## Notes

Maximum load capacity for single screen kit is 132 pounds. Maximum load capacity for dual screen kit is 264 pounds.  
 Single screen kit supports screen formats from 55" to 80".  
 Dual screen kit supports screen formats from 55" to 65".  
 Order the AV/VC One shelf (Y96005 ) separately.  
 This product was designed by Colebrook Bosson Saunders Products Ltd.

## Dimensions



## Specification Information

### Step 1.

**Y96111.** A

### Step 2. Screen Integration

- 1 one screen set-up A
- 2 two screen set-up A

### Step 3. Front Type

- A** full front panel A
- B** front technology box and panel A

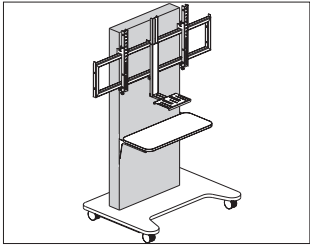
### Prices for Steps 1-3.

		A	B
<b>Y96111.</b>	1	\$4712	5313
	2	\$5292	5893

### Step 4. Finish

**0H** black A +\$0





Product Information

Description

This kit is the vertical column used to support screens. It features a lockable back panel for security and easy access, and includes 1 camera and codec mount. It has a ventilated back and top to allow for airflow within the unit. The column offers easy hook-on features to permit quick and easy mounting of core parts and accessories. Column supports up to 132 pounds when mounting a single screen, and up to 264 pounds for a dual screen configuration.

Notes

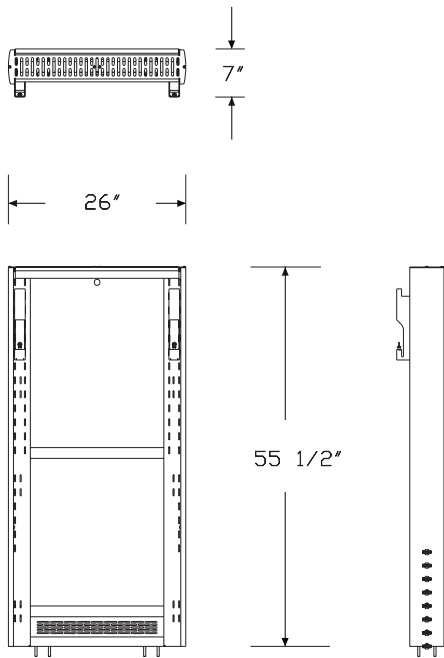
Order the following products separately, as needed:

- AV/VC One front box kit (Y96003.) or full front panel (Y96004.)
- AV/VC One base (Y96001.)
- AV/VC One screen mount kit (Y96002.)
- AV/VC One shelf (Y96005.)

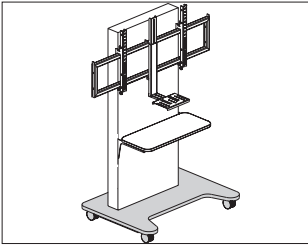
This column is used in the AV/VC One technology support kit (Y96111.).

This product was designed by Colebrook Bosson Saunders Products Ltd.

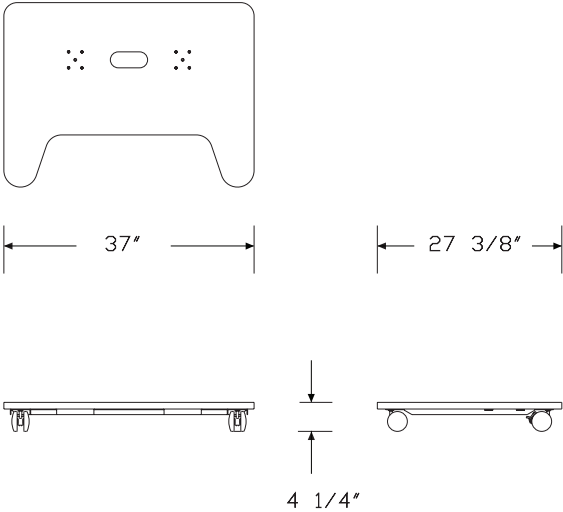
Dimensions



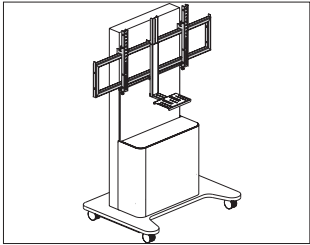
Specification Information		
Step 1.		
Y96000.	A	\$2791
Step 2. Finish		
0H	black A	+\$0



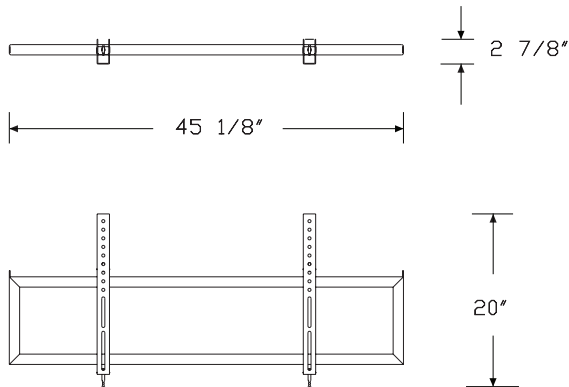
Product Information
Description
The AV/VC One base features lockable casters and a cutout in front to allow users to interact with the screen. The AV/VC One column kit and column kit in the AV/VC One technology support kit attach to the base to support the screens.
Notes
Order the following products separately, as needed: <ul style="list-style-type: none"><li>• AV/VC One column kit (Y96000.)</li><li>• AV/VC One technology support kit (Y96111.)</li></ul> Base includes cable management hole. This column is used in the AV/VC One technology support kit (Y96111.). This product was designed by Colebrook Bosson Saunders Products Ltd.
Dimensions



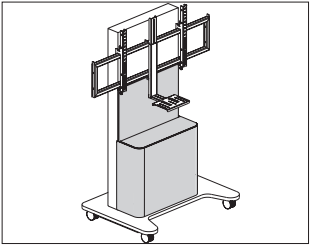
Specification Information
Step 1.
Y96001. <span>A</span> \$1007
Step 2. Finish
0H black <span>A</span> +\$0



Product Information
Description
The AV/VC One screen mount kit provides the bracket to mount a screen to the AV/VC One column kit and column kit in the AV/VC One technology support kit.
Notes
Kit supports single screen formats from 55" to 80".
Kit supports dual screen formats from 55" to 75". Requires 2 screen mount kits.
Fine height adjustment for perfect dual screen alignment.
Screen mounts lock into position for safety.
This column is used in the AV/VC One technology support kit (Y96111.), ordered separately.
This product was designed by Colebrook Bosson Saunders Products Ltd.
Dimensions

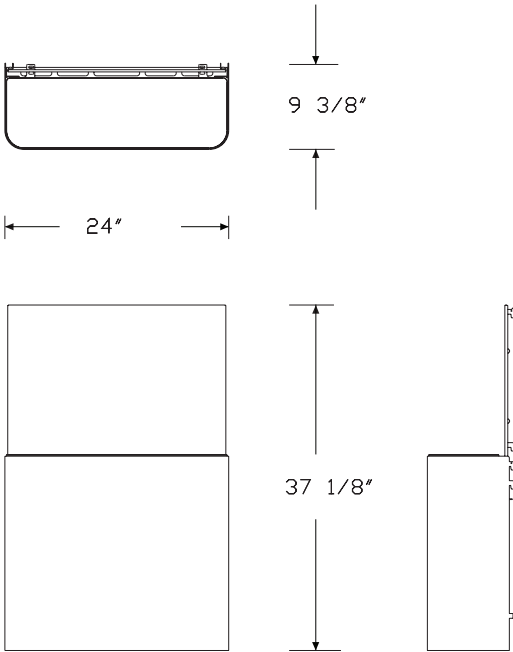


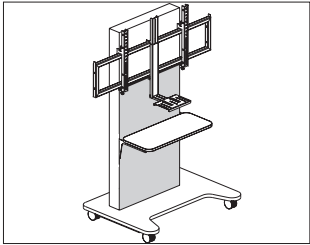
Specification Information	
Step 1.	
Y96002. <input type="text" value="A"/>	\$580
Step 2. Finish	
0H      black <input type="text" value="A"/>	+\$0



Product Information
<div>Description</div> <p>The AV/VC One front box kit provides a place to store rack-mounted equipment. It mounts to the AV/VC One column kit and column kit in the AV/VC One technology support kit. Front box kit supports 44 pounds and features easy hook-on mounting.</p>
<div>Notes</div> <p>Box houses 19" rack mount media equipment with 5U capacity.</p> <p>Box permits top mount access to install and access rack equipment.</p> <p>Box has perforated floor to allow adequate ventilation through the box.</p> <p>Removable lid includes optional security fixings.</p> <p>Front panel included.</p> <p>This front box kit or the full front panel (Y96004.) is used in the AV/VC One technology support kit (Y96111.) ordered separately.</p> <p>This product was designed by Colebrook Bosson Saunders Products Ltd.</p>
<div>Dimensions</div>

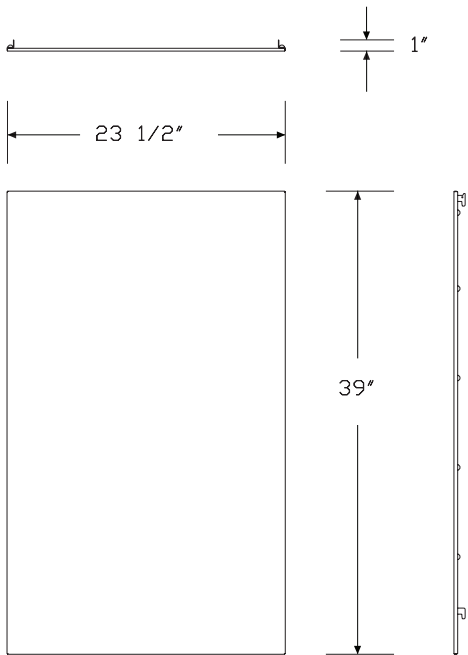
Specification Information
<div>Step 1.</div> <div>Y96003. <span>A</span></div> <div>\$935</div>
<div>Step 2. Finish</div> <div>0H    black <span>A</span></div> <div>+\$0</div>

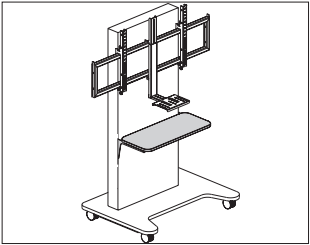




Product Information
Description
The AV/VC One full front panel mounts to the AV/VC One column kit and column kit in the AV/VC One technology support kit when the front box kit is not used. Full front panel features easy hook-on mounting.
Notes
This full front panel or the front box kit (Y96003.) is used in the AV/VC One technology support kit (Y96111.), ordered separately.
This product was designed by Colebrook Bosson Saunders Products Ltd.
Dimensions

Specification Information		
Step 1.		
Y96004.	<input type="text" value="A"/>	\$334
Step 2. Finish		
0H	black <input type="text" value="A"/>	+\$0



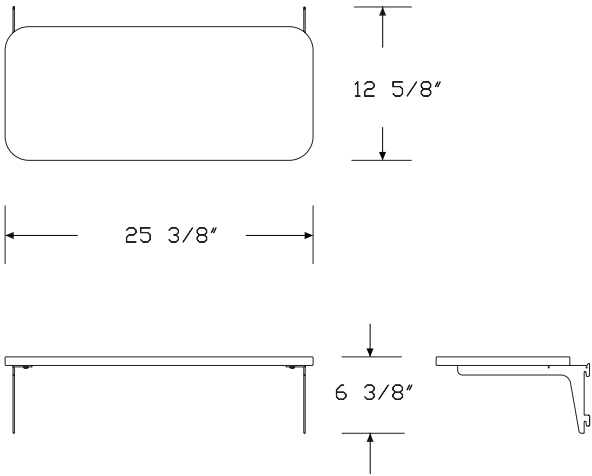


Product Information

**Description**  
The AV/VC One shelf mounts to the AV/VC One column kit and column kit in the AV/VC One technology support kit. It features easy hook-on mounting at a range of heights. Shelf supports laptops, screen drivers, or a VC camera. It can be retrofitted after installation.

**Notes**  
Shelf supports up to 55 pounds.  
This product was designed by Colebrook Bosson Saunders Products Ltd.

Dimensions

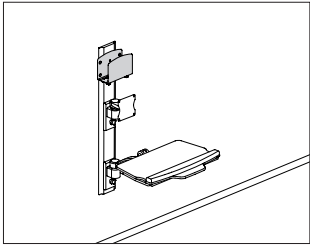


Specification Information

Step 1.		
Y96005.	A	\$539
Step 2. Finish		
0H	black A	+\$0

Track Mount Small Cradle CPU Support

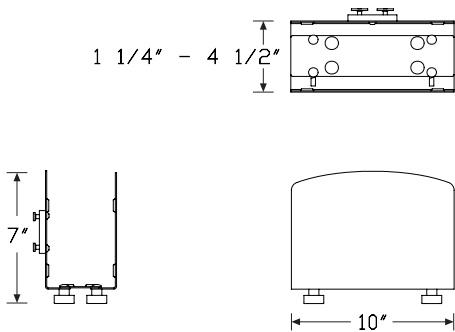
Y94100

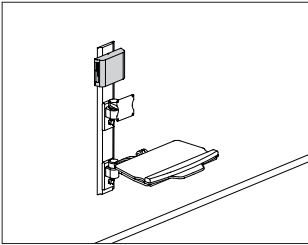


Product Information
Description
This track mount CPU cradle is adjustable from 1¼" to 4½" wide and can mount to HD, LD and Mbrace wall tracks.
Notes
Wall mount hardware included.
Dimensions

Specification Information		
Step 1.		
Y94100.	<input type="text" value="A"/>	\$443
Step 2. Finish		
0I	silver <input type="text" value="A"/>	+\$0
0J	white <input type="text" value="A"/>	+\$0

Thrive™ Technology Support

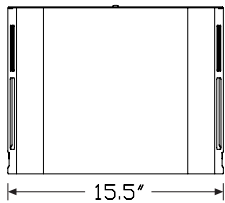
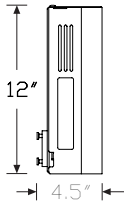
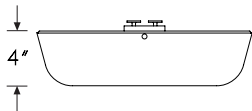




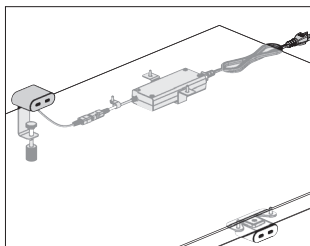
Thrive™ Technology Support

Product Information
Description
This track mount CPU enclosure measures 14" wide by 11" tall and 5" deep, and is designed to prevent tampering with cables and connections. The steel enclosure provides ventilation.
Notes
Mounts directly to the wall or 32", 34", or 48" wall tracks. Wall mount hardware included.
Dimensions

Specification Information
Step 1.
Y94102. <span>A</span> \$765
Step 2. Finish
0I silver <span>A</span> +\$0
0J white <span>A</span> +\$0







### Product Information

#### Description

This USB-C power module delivers direct DC power at the worksurface for charging of laptops, tablets, and other electronic devices supporting USB type-C charging. Kit includes the components needed for operation. Power module connects to a standard AC outlet and includes all installation components, cable clips and attachment hardware. Product is UL Listed.

#### Notes

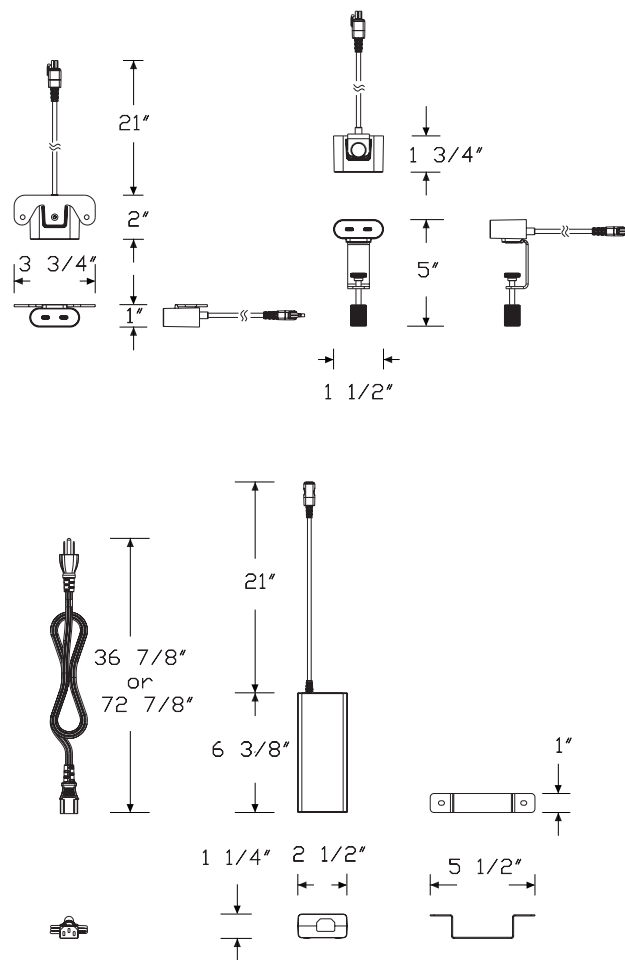
Power module can be mounted directly to hard surfaces using clamp or undermount attachment.

Undermount attachment is also suitable for soft seating applications if compatible with the products requirements. See planning guide for compatibility details.

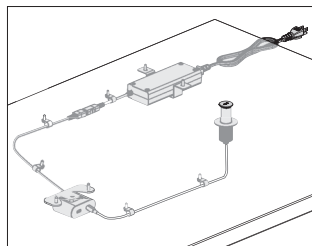
Each USB-C port delivers 100 watts of power, reducing to 65 watts per port when both ports are in use.

Cord color is predetermined. Cord connected to back of USB-C power module will be color-matched to specified finish and have a braided wrap. All other cords will be non-braided black. USB-C to USB-C charging cable will be black with a braided wrap.

### Dimensions



Specification Information			
Step 1.			
Y1600.			
Step 2. Attachment			
U	undermount		
S	surface clamp		
Step 3. Cord Length			
07	7' cord		
10	10' cord		
Prices for Steps 1-3.			
		07	10
Y1600. U		\$308	320
S		\$354	366
Step 4. Charging Accessory Options			
NN	no charging cable		+\$0
CC	USB-C to USB-C charging cable (package of 2)		+\$34
Step 5. Finish			
UBK	ultra black (CP)		+\$0
98	studio white (CP)		+\$0



### Product Information

#### Description

This USB-C power module delivers direct DC power at the worksurface for charging of laptops, tablets, and other electronic devices supporting USB type-C charging. Kit includes the components needed for operation. 2 USB-C ports are available with the option to have 1 or 2 of the ports grommeted in the worksurface. Power module comes standard and is always mounted beneath the worksurface. The in-surface extension plugs directly into the power module beneath the worksurface. Power module connects to a standard AC outlet and includes all installation components, cable clips and attachment hardware.

#### Notes

Specify a single USB-C port, pair of single ports, or a dual port.

One single USB-C port (SC) configuration provides a single grommet-mounted port in the worksurface and an additional port in the under-surface power module for power above and below the surface.

Pair of single USB-C ports (SD) configuration provides 2 separate grommet-mounted single USB-C ports in the worksurface. There is no additional charging port beneath the worksurface in this configuration.

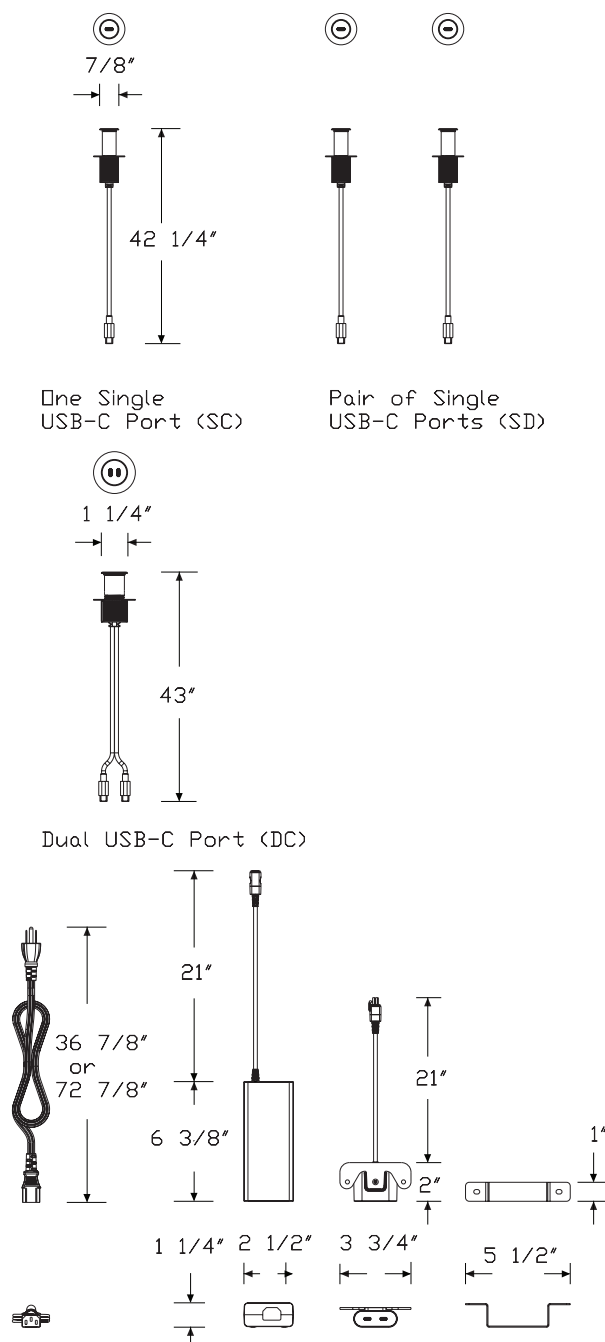
Dual USB-C port (DC) configuration provides a single grommet-mounted module that has 2 USB-C ports in the worksurface. There is no additional charging port beneath the worksurface in this configuration.

Kit includes everything needed for operation. Installation can be done in the field. Tools for installation must be field supplied. See installation instructions for specifics.

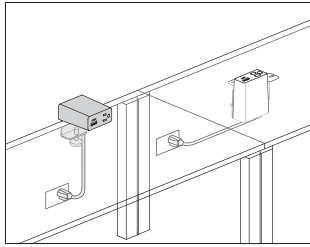
Each USB-C port delivers 100 watts of power, reducing to 65 watts per port when both ports are in use.

Cord color is predetermined. Cord connected to back of USB-C power module will be color-matched to specified finish and have a braided wrap. All other cords will be non-braided black. USB-C to USB-C charging cable will be black with a braided wrap.

### Dimensions



Specification Information			
Step 1.			
Y1601.			
Step 2. Configuration			
SC	one single USB-C port		
SD	pair of single USB-C ports		
DC	dual USB-C port		
Step 3. Cord Length			
07	7' cord		
10	10' cord		
Prices for Steps 1-3.			
		07	10
Y1601. SC		\$354	366
SD		\$415	427
DC		\$415	427
Step 4. Charging Accessory Options			
NN	no charging cable		+\$0
CC	USB-C to USB-C charging cable (package of 2)		+\$34
Step 5. Finish			
UBK	ultra black (CP)		+\$0
98	studio white (CP)		+\$0



### Product Information

#### Description

This electrical distributor plugs directly into floor, wall, or ceiling drop outlets. Each module configuration presents the same visual appearance. Grommet mount attachment does not come with the mini grommet (order separately as needed). Cable clips and attachment hardware included. Product is UL listed.

#### Notes

Surface clamp (Y1414.xxxS) mounts on worksurfaces 1"-1 1/4" thick.

Grommet mount attachment (Y1414.xxxG) does not come with the mini grommet. Order Logic mini grommet (Y1412.) separately, as needed.

Cable clips for cord management are intended for a 1-time installation.

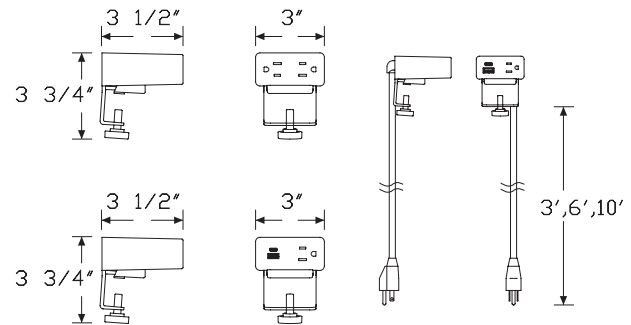
Clamp versions can be reoriented in the field by a technician.

USB ports provide a combined 20 watts of power to charge most devices and tablets at full speed. USB-C provides 15 watts of power and USB-A provides 10 watts of power individually. When using the USB-C and USB-A ports simultaneously, USB-C remains at 15 watts and USB-A reduces to 5 watts.

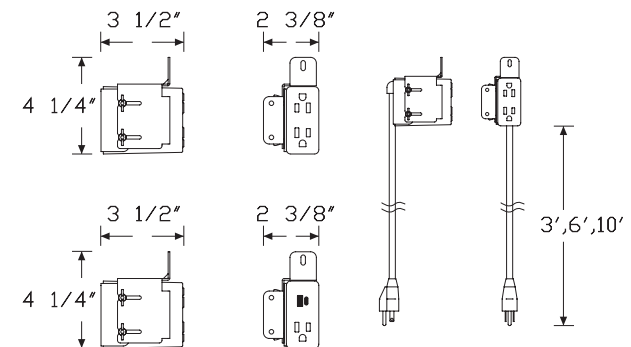
Cord color is predetermined. For white (91) finish cords will be white. For graphite (G1) finish cords will be black.

Grommet mount attachment (Y1414.xxxG) does not come with the mini grommet. Order Logic mini grommet (Y1412.) separately, as needed.

### Dimensions



Surface Clamp



Grommet Mount

Specification Information

Step 1.

Y1414.

Step 2. Configuration

- L 1 simplex receptacles, 1 powered USB A/C Combo
- K 2 simplex receptacles

Step 3. Cord/Conduit Length

- 03 3' cord/conduit
- 06 6' cord/conduit
- 10 10' cord/conduit

Step 4. Attachment

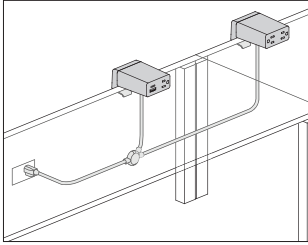
- G grommet mount
- S surface clamp

Prices for Steps 1-4.

			G	S
Y1414.	L	03	\$494	494
		06	\$494	494
		10	\$506	506
	K	03	\$277	277
		06	\$277	277
		10	\$292	292

Step 5. Finish

- UBK ultra black (CP) +\$0
- 91 white (CP) ☐ A +\$0
- 98 studio white (CP) ☐ A +\$0
- G1 graphite (CP) ☐ A +\$0



### Product Information

#### Description

This electrical distributor plugs directly into floor, wall, or ceiling drop outlets. Each module configuration presents the same visual appearance. Cable clips and attachment hardware included. Product is ETL listed to UL962.

#### Notes

Cable clips for cord management are intended for a 1-time installation.

Clamp versions can be reoriented in the field by a technician.

Jumper length denotes distance between center points of each split point.

Cord length denotes distance from plug end to first split point.

Cord color is black for all module finish colors.

All branch lengths from main power cord to module are 12".

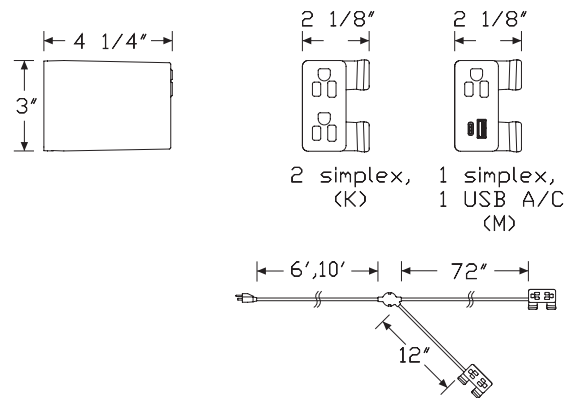
Jumper length from split to end power module is 72".

USB ports provide a combined 20 watts of power to charge most devices and tablets at full speed. USB-C provides 15 watts of power and USB-A provides 10 watts of power individually. When using the USB-C and USB-A ports simultaneously, USB-C remains at 15 watts and USB-A reduces to 5 watts.

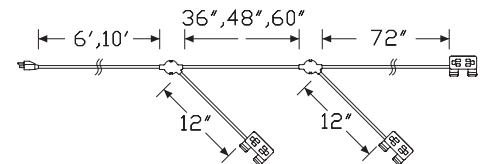
The cord head contains a circuit breaker when there are more than 3 simplex receptacles.

Grommet mount attachment (Y1415.xxxxG) does not come with the mini grommet. Order Logic mini grommet (Y1412.) separately, as needed.

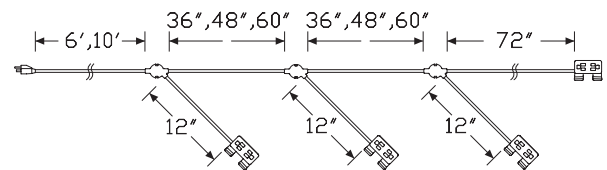
### Dimensions



Two Power Modules



Three Power Modules



Four Power Modules

Thrive™ Power and Data Support

Specification Information

Step 1.  
 Y1415.

Step 2. Number of Modules  
 2 two power modules  
 3 three power modules  
 4 four power modules

Step 3. Power Type  
 M 1 simplex receptacles, 1 powered USB A/C Combo  
 K 2 simplex receptacles, all modules  
 N first module has 1 AC simplex plus 1 powered USB A/C Combo all other modules have all AC simplexes

Step 4. Jumper Length  
 36 36" between split points  
 48 48" between split points  
 60 60" between split points

Step 5. Attachment  
 G grommet mount  
 S surface clamp

Step 6. Cord/Conduit Length  
 06 6' cord/conduit  
 10 10' cord/conduit

Prices for Steps 1-6.

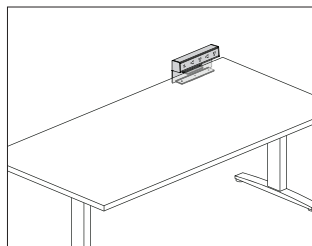
			36G06	36G10	36S06	36S10	48G06	48G10
Y1415.	2	M	\$1086	1100	1086	1100	1098	1114
		K	\$653	667	653	667	664	679
		N	\$869	884	869	884	881	896
	3	M	\$1616	1630	1616	1630	1639	1655
		K	\$987	1005	987	1005	1014	1026
		N	\$1206	1220	1206	1220	1229	1246
	4	M	\$2193	2209	2193	2209	2229	2244
		K	\$1327	1339	1327	1339	1362	1375
		N	\$1541	1557	1541	1557	1578	1592
			48S06	48S10	60G06	60G10	60S06	60S10
Y1415.	2	M	\$1098	1114	1111	1129	1111	1129
		K	\$664	679	674	691	674	691
		N	\$881	896	894	910	894	910
	3	M	\$1639	1655	1665	1679	1665	1679
		K	\$1014	1026	1036	1050	1036	1050
		N	\$1229	1246	1255	1269	1255	1269

4	M	\$2229	2244	2281	2296	2281	2296
	K	\$1362	1375	1395	1414	1395	1414
	N	\$1578	1592	1614	1628	1614	1628

Step 7. Finish							
91	white (CP)	A					+\$0
98	studio white (CP)	A					+\$0
G1	graphite (CP)	A					+\$0
UBK	ultra black (CP)						+\$0



# Logic C1000 Universal Clamp Mount Distributor Y1423.



## Product Information

### Description

This Logic Power Access Solutions™ clamp mounted electrical distributor comes in several widths and configurations of simplex receptacles and USB-A and USB-C charging ports. The unit is powered using a standard power cord with plug end. Data cords can be routed through the integrated opening at the rear of the unit. Product is UL listed.

### Notes

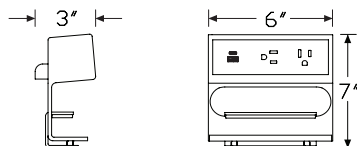
Clamp mounts on worksurfaces 1"1¼" thick.

Faceplate color matches unit color.

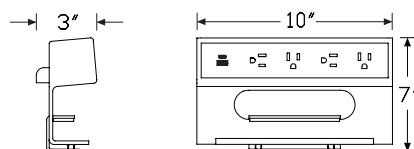
Simplex receptacles have alternating orientation and greater than normal plug spacing to accommodate most plug types.

USB ports provide a combined 20 watts of power to charge most devices and tablets at full speed. USB-C provides 15 watts of power and USB-A provides 10 watts of power individually. When using the USB-C and USB-A ports simultaneously, USB-C remains at 15 watts and USB-A reduces to 5 watts.

## Dimensions



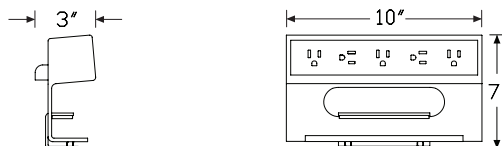
2 simplex receptacles with 1 powered USB A/C combo (H)



4 simplex receptacles with 1 powered USB A/C combo (I)



3 simplex receptacles (E)



5 simplex receptacles (F)

Logic C1000 Universal Clamp Mount  
Distributor *continued*

Thrive™ Power and Data Support

Specification Information

Step 1.

Y1423.

Step 2. Configuration

H	2 simplex receptacles, 1 powered USB A/C Combo
I	4 simplex receptacles, 1 powered USB A/C Combo
E	3 simplex receptacles
F	5 simplex receptacles

Step 3. Power Type

A	power cord with plug end
---	--------------------------

Step 4. Cord Length

03	3' cord
06	6' cord
10	10' cord

Prices for Steps 1-4.

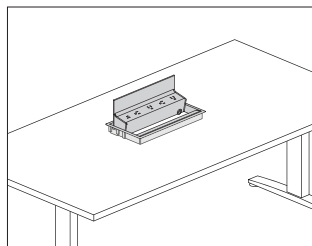
		03	06	10
Y1423.	H A	\$664	664	679
	I A	\$798	798	810
	E A	\$446	446	461
	F A	\$582	582	594

Step 5. Finish

613	silver (CP)	+\$0
UBK	ultra black (CP)	+\$0
91	white (CP) <span>A</span>	+\$0
98	studio white (CP) <span>A</span>	+\$0
G1	graphite (CP) <span>A</span>	+\$0

# Logic G1000 Grommet Mounted Electrical Distributor

Y1425.



## Product Information

### Description

This Logic Power Access Solutions™ grommet mounted electrical distributor comes in several widths and configurations of simplex receptacles and USB-A and USB-C charging ports. The unit is powered using a standard power cord with plug end, or an IEC connector when used with Renew™ Sit-to-Stand tables. An integrated cord keeper at the face of the unit captures data cords. The unit pivots from a closed position to 135° allowing easy access to power and data cords stored beneath the unit. Product is UL listed.

### Notes

Field cutting of grommet cutout is possible.

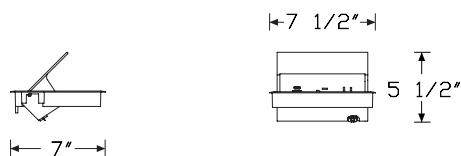
IEC connector for Renew power type (C) includes short cord designed to connect to the Renew table power cord through-leg option. Actual cord length may vary.

Simplex receptacles have alternating orientation and greater than normal plug spacing to accommodate most plug types.

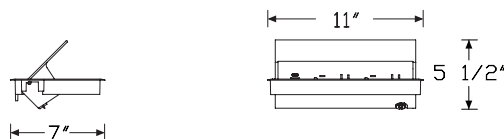
USB ports provide a combined 20 watts of power to charge most devices and tablets at full speed. USB-C provides 15 watts of power and USB-A provides 10 watts of power individually. When using the USB-C and USB-A ports simultaneously, USB-C remains at 15 watts and USB-A reduces to 5 watts. Refer to Renew Sit-to-Stand Tables planning guide for specific application information.

20' cord/conduit length (20) is recommended for Exclave® applications.

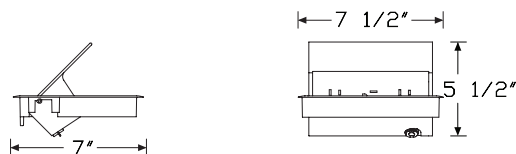
## Dimensions



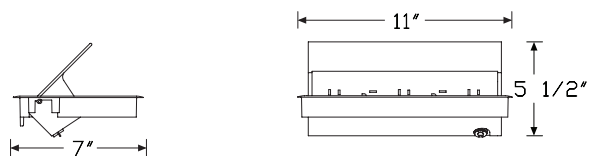
2 simplex receptacles with 1 powered USB A/C combo (H)



4 simplex receptacles with 1 powered USB A/C combo (I)



3 simplex receptacles (E)



5 simplex receptacles (F)

Logic G1000 Grommet Mounted  
Electrical Distributor *continued*

Thrive™ Power and Data Support

Specification Information

Step 1.

Y1425.

Step 2. Configuration

H	2 simplex receptacles, 1 powered USB A/C Combo
I	4 simplex receptacles, 1 powered USB A/C Combo
E	3 simplex receptacles
F	5 simplex receptacles

Step 3. Power Type

A	power cord with plug end
C	IEC connector for Renew Tables

Step 4. Cord Length

For power cord with plug end (A)

03	3' cord
06	6' cord
10	10' cord
20	20' cord

For IEC connector for Renew Tables (C)

03	3' cord
----	---------

Prices for Steps 1-4.

			03	06	10	20
Y1425.	H	A	\$943	943	958	974
		C	\$958	—	—	—
	I	A	\$1092	1092	1110	1126
		C	\$1110	—	—	—
	E	A	\$726	726	740	753
		C	\$740	—	—	—
	F	A	\$876	876	892	909
		C	\$892	—	—	—

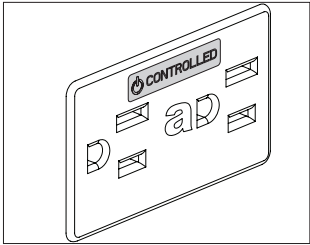
Step 5. Finish

613	silver (CP)					+\$0
91	white (CP)	A				+\$0
98	studio white (CP)	A				+\$0
G1	graphite (CP)	A				+\$0
UBK	ultra black (CP)					+\$0

Controlled Receptacle Decal

G9999.

(12 per sheet)

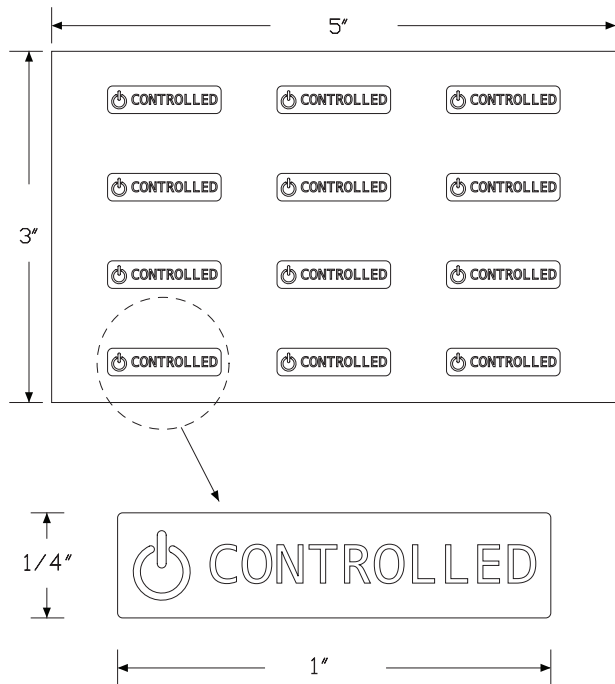


Product Information

Description

This decal is to be used for ASHRAE90.1 and Title 24 compliance. The decal is used to mark standard receptacles (new or existing) that are under automated control by the energy management system. 1 sheet includes 12 clear decals with white or black print.

Dimensions



Specification Information

Step 1.

G9999. 

A

Step 2. Color

B      black print 

A

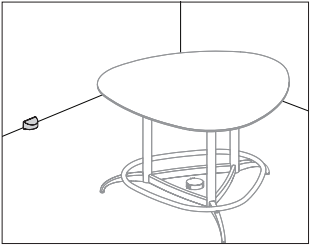
W      white print 

A

Prices for Steps 1-2.

G9999. B      \$19

W      \$19

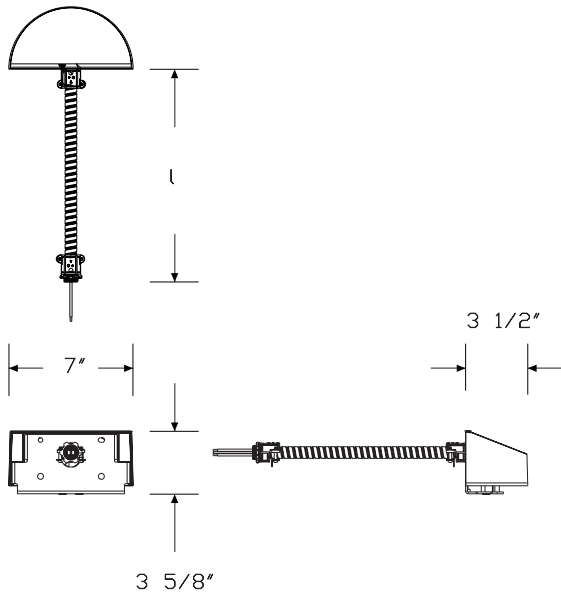


Product Information

**Description**  
This Logic Reach™ Wall Start accommodates single circuit power connection from an architectural wall or column either internally or externally. It routes single circuit A power and is rated at 20 amps. It is UL Listed.

**Notes**  
Internal drywall (01) application routes conduit to junction box. Conduit length is 3 feet.  
External to wall (02) application routes a water-tight conduit to junction box. Liquid tight conduit length is 5 feet.  
Internal and external wall starts must be hardwired to a power source by a licensed electrician and must be connected to a branch circuit protected by a Class A GFCI circuit breaker.  
Order Logic Reach under-carpet track (Y1470.) and electrical hub (Y1480.) separately.

Dimensions

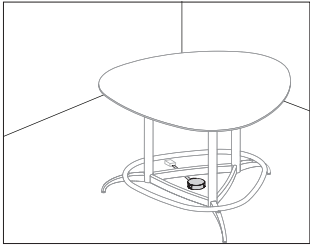


Specification Information

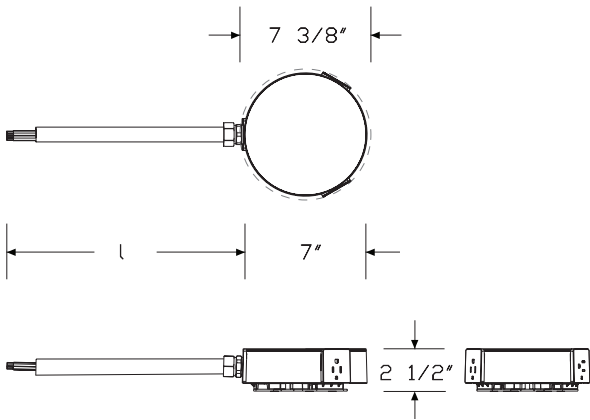
Step 1.			
Y1450. <span>A</span>			
Step 2. Circuit			
A	circuit a	<span>A</span>	
Step 3. Application			
01	internal wall wire infeed	<span>A</span>	
02	external wall wire infeed	<span>A</span>	
Step 4. Direction			
For wall exit (*), skip this step.			
For internal wall wire infeed (01), skip this step.			
For external wall wire infeed (02)			
L	lefthand exit	<span>A</span>	
R	righthand exit	<span>A</span>	
Prices for Steps 1-4.			
		*	L R
Y1450. A	01	\$368	— —
	02	—	\$493 493
Step 5. Finish			
DCR	dark carbon	<span>A</span>	+\$0
DVP	dark mineral	<span>A</span>	+\$0

Logic Reach™ Floor Start

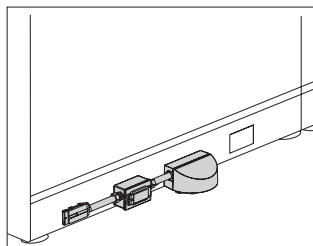
Y1451.



Product Information
Description
This Logic Reach™ Floor Start draws single circuit A power from a floor power source. It routes single circuit A power and is rated at 20 amps with 15-amp receptacles. It connects to 1 or 2 Under-Carpet Tracks and is UL Listed. Attachment hardware not included.
Notes
See planning guide for hardware suggestions based on floor type.
Floor start must be hardwired into a floor power source by a licensed electrician and must be connected to a branch circuit protected by a Class A GFCI circuit breaker.
Floor start terminates in a modified electrical hub that includes 2 receptacles.
The modified electrical hub receptacle location that has the liquid tight conduit replaces the receptacle position that is oriented ground-pin-down.
Liquid tight conduit length is 6 feet.
Order Logic Reach under-carpet track (Y1470.) and electrical hub (Y1480.) separately.
Dimensions



Specification Information
Step 1.
Y1451. <span>A</span>
Step 2. Circuit
A circuit a <span>A</span>
Prices for Steps 1-2.
Y1451. A \$767
Step 3. Finish
DCR dark carbon <span>A</span> +\$0
DVP dark mineral <span>A</span> +\$0



## Product Information

### Description

This Logic Reach™ Canvas Wall System Start draws single circuit power from a Canvas Wall workstation on circuit A. It is rated at 20 amps and connects to 1 or 2 Under-Carpet Tracks. It is UL Listed.

## Notes

Includes an integrated, resettable 20-amp Class A GFCI device.

Whip length is 36" for open base tile configurations ABL1 and ABR1, and 42" for tile configurations ABL2 and ABR2.

Whip for open base (B) application enters bottom of wall frame.

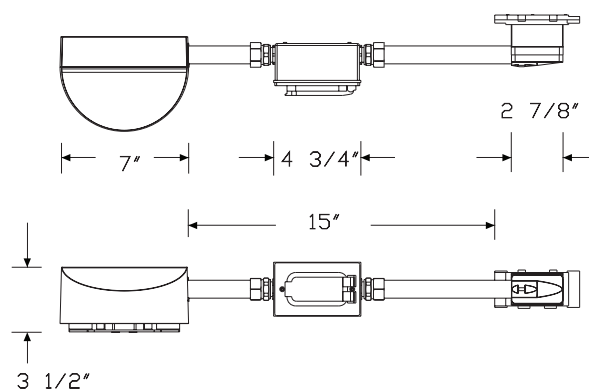
For open base (B) application, the start does not take up a receptacle location.

For base cover (C) application, the start takes a receptacle location. This application also needs to be used with Canvas Wall Retrofit Base Cover for Power Entry (FT162), ordered separately.

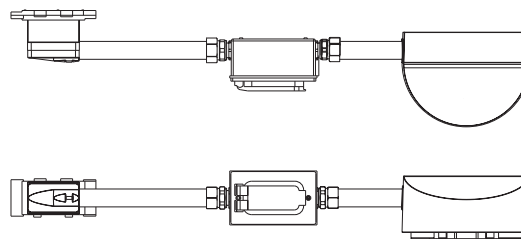
Canvas Wall Start can mount start within 15" from end of panel.

To continue a run of track and hubs, order Logic Reach under-carpet track (Y1470.) and electrical hub (Y1480.) separately.

### Dimensions



### Right Facing Whip



### Left Facing Whip



# Logic Reach™ Canvas Wall System

## Start *continued*

### Specification Information

#### Step 1.

**Y1460.**

#### Step 2. Circuit

**A** circuit a

#### Step 3. Application

**C** base cover

**B** open base

#### Step 4. Direction

**L** left facing whip

**R** right facing whip

#### Step 5. Tile Configuration

##### For open base (B)

**1** feed above the base and below the work surface

**2** low credenza height and at belt line

#### Prices for Steps 1-5.

			L1	L2	R1	R2	L	R
<b>Y1460.</b>	<b>A</b>	<b>B</b>	\$1060	1060	1060	1060	—	—
	<b>A</b>	<b>C</b>	—	—	—	—	\$1060	1060

#### Step 6. Surface Finish

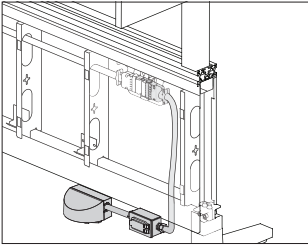
**DCR** dark carbon  +\$0

**DVP** dark mineral  +\$0

Logic Reach™ Canvas Dock System

Y1461.

Start



Product Information

Description

This Logic Reach™ Canvas Dock System Start draws single circuit power from a Canvas Dock workstation on circuit A. It is rated at 20 amps and connects to 1 or 2 Under-Carpet Tracks. It is UL Listed.

Notes

Includes an integrated, resettable 20-amp Class A GFCI device.

The start should be installed up to 36" from end of Dock and does not take up a receptacle location.

To continue a run of track and hubs, order Logic Reach under-carpet track (Y1470.) and electrical hub (Y1480.) separately.

Dimensions

Specification Information

Step 1.

Y1461. 

A

Step 2. Circuit

A      circuit a 

A

Prices for Steps 1-2.

Y1461. A\$1060

Step 3. Surface Finish

DCR    dark carbon 

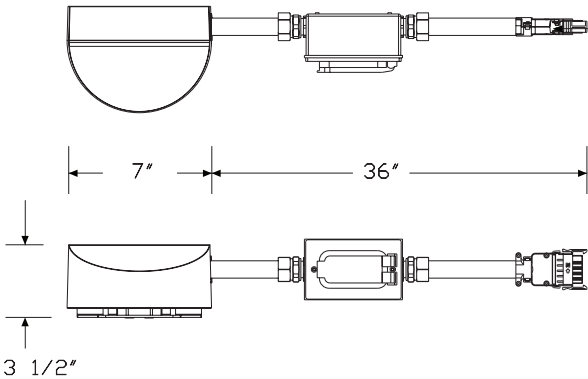
A

+\$0

DVP    dark mineral 

A

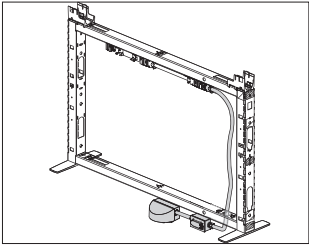
+\$0



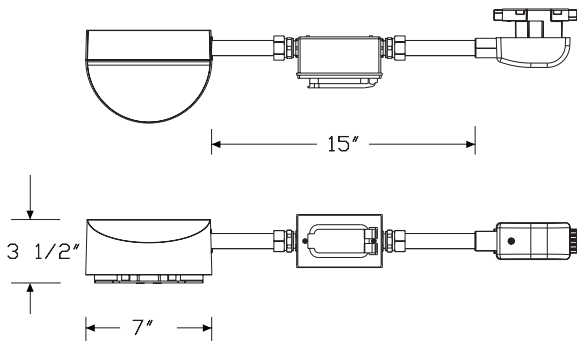
Logic Reach™ Canvas Channel

System Start

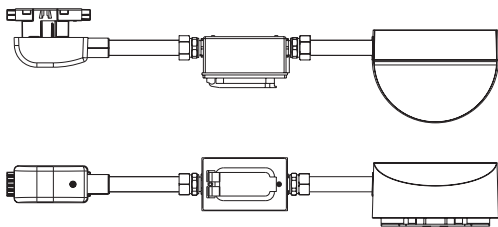
Y1462.



Product Information
Description
This Logic Reach™ Canvas Channel System Start draws single circuit power from a Canvas Channel workstation on circuit A. It is rated at 20 amps and connects to 1 or 2 Under-Carpet Tracks. It is UL Listed.
Notes
Includes an integrated, resettable 20-amp Class A GFCI device.
Whip for open base (B) application enters bottom of frame. See planning guide for appropriate dimension locations.
For open base (B) application, the start must connect into the lowest power in the channel and does not take up a receptacle location.
For tiles to-the-floor (T) application, the start must be within 15" of receptacle opening and takes up a receptacle location.
To continue a run of track and hubs, order Logic Reach under-carpet track (Y1470.) and electrical hub (Y1480.) separately.
Dimensions

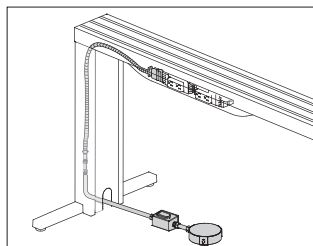


Right Facing Whip



Left Facing Whip

Specification Information			
Step 1.			
Y1462. <input type="checkbox"/> A			
Step 2. Circuit			
A	circuit a	<input type="checkbox"/> A	
Step 3. Application			
T	tiles to floor	<input type="checkbox"/> A	
B	open base	<input type="checkbox"/> A	
Step 4. Direction			
L	left facing whip	<input type="checkbox"/> A	
R	right facing whip	<input type="checkbox"/> A	
Prices for Steps 1-4.			
		L	R
Y1462. A	T	\$1060	1060
	B	\$1060	1060
Step 5. Surface Finish			
DCR	dark carbon	<input type="checkbox"/> A	+\$0
DVP	dark mineral	<input type="checkbox"/> A	+\$0



### Description

This Logic Reach™ Canvas Vista System Start connects to the Canvas Vista leg on single circuit A and terminates in a modified Electrical Hub. It is rated at 20 amps and connects to 1, 2 or 3 Under-Carpet Tracks. It is UL Listed.

## Notes

Includes an integrated, resettable 20-amp Class A GFCI device.

Modified electrical hub provides 2 receptacle locations.

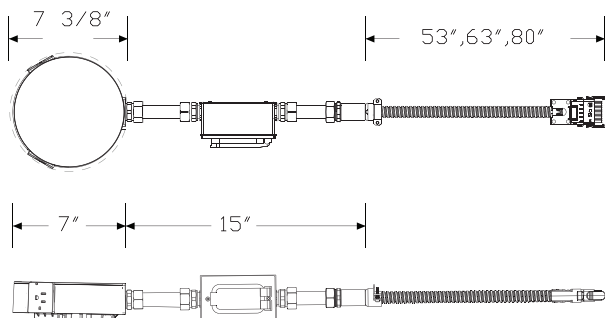
The modified electrical hub receptacle location that has the liquid tight conduit replaces the receptacle position that is oriented ground-pin-down.

Modified electrical hub should be installed 18", +/- 12", from leg, and does not take up a receptacle location in the chase.

Whip includes 30" of liquid tight conduit for all whip lengths. Remaining length is flexible conduit.

To continue a run of track and hubs, order Logic Reach under-carpet track (Y1470.) and electrical hubs (Y1480.) separately.

## Dimensions



## Specification Information

## Step 1.

Y1464. 

A
---

### Step 2. Circuit

**A** circuit a

### Step 3. Whip Length

053 53" long A

063 63" long

080 80" long

## Prices for Steps 1-3.

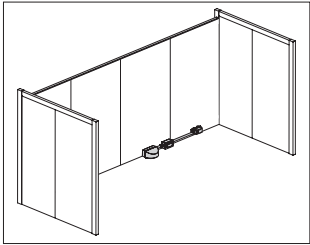
	053	063	080
Y1464. A	\$1239	1239	1239

### Step 4. Surface Finish

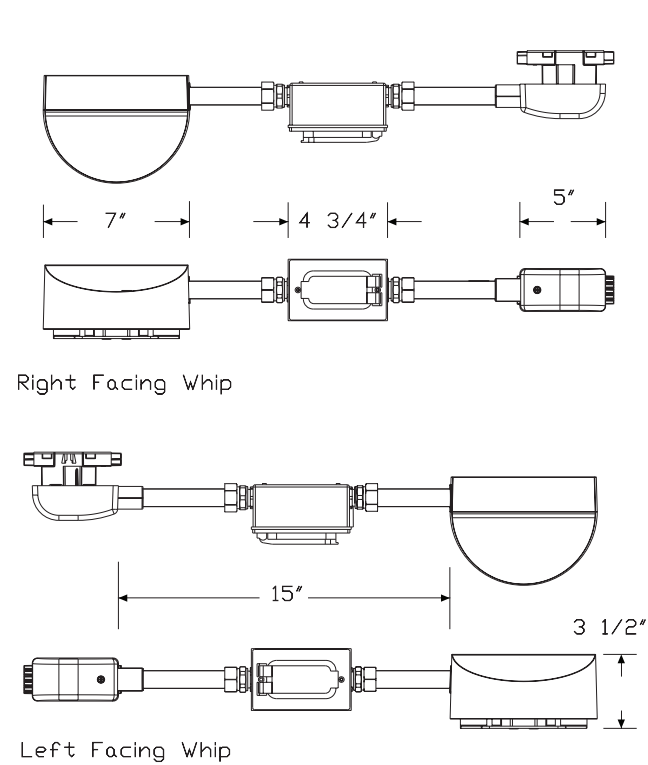
DCR	dark carbon	A	+ \$0
-----	-------------	---	-------

**DVP** dark mineral  +\$0

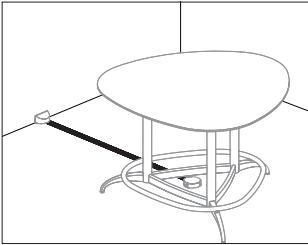
Logic Reach™ Overlay System Start Y1465.



Product Information
Description
This Logic Reach™ Overlay System Start draws single circuit power from an Overlay Performance Wall on circuit A. It is rated at 20 amps and connects to the Under-Carpet Track. It is UL Listed.
Notes
Includes an integrated, resettable 20-amp Class A GFCI device.
Whip length is 15" and uses a receptacle location on the Overlay Performance Wall.
To continue a run of track and hubs, order Logic Reach under-carpet track (Y1470.) and electrical hub (Y1480.) separately.
Dimensions



Specification Information
Step 1.
Y1465. <input type="checkbox"/> A
Step 2. Circuit
A circuit a <input type="checkbox"/> A
Step 3. Direction
L left facing whip <input type="checkbox"/> A
R right facing whip <input type="checkbox"/> A
Prices for Steps 1-3.
Y1465. A
Step 4. Surface Finish
DCR dark carbon <input type="checkbox"/> A
DVP dark mineral <input type="checkbox"/> A



Product Information

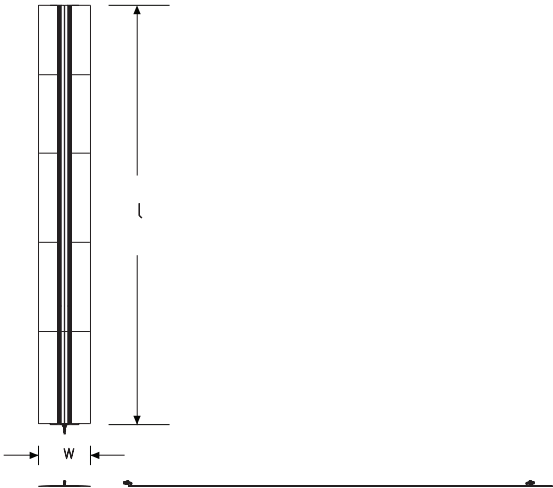
Description

This Logic Reach™ Under Carpet Track attaches to a Logic Reach start and routes single circuit power and either flat or round Category 5 or Category 6 data wires to an Electrical Hub. Ramps are included in track specification. Attachment hardware not included. Track is rated at 20 amps. It is ADA compliant and UL Listed.

Notes

Product not compatible with Chicago Electrical Code.  
Track must be covered by carpet tiles.  
Attachment hardware not included. See planning guide for hardware suggestions based on floor type.  
Thickness of flat data track and ramp is 3/16" and width is 9 7/8". Thickness of round data track is 5/16" and width is 18 1/8".  
Flat data track application can accommodate up to 2 Category 5 or Category 6 flat data cables. Round data track application can accommodate up to 8 Category 5 or Category 6 round data cables.  
Order Logic Reach start (Y1450., Y1451., Y1460., Y1461., Y1462., Y1464., Y1465.) and electrical hub (Y1480.) separately.

Dimensions



Specification Information

Step 1.

Y1470. ☐ A

Step 2. Circuit

A circuit a ☐ A

Step 3. Track Type

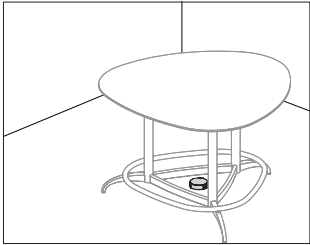
- 1 power and flat data track ☐ A
- 2 power and round data track ☐ A

Step 4. Length

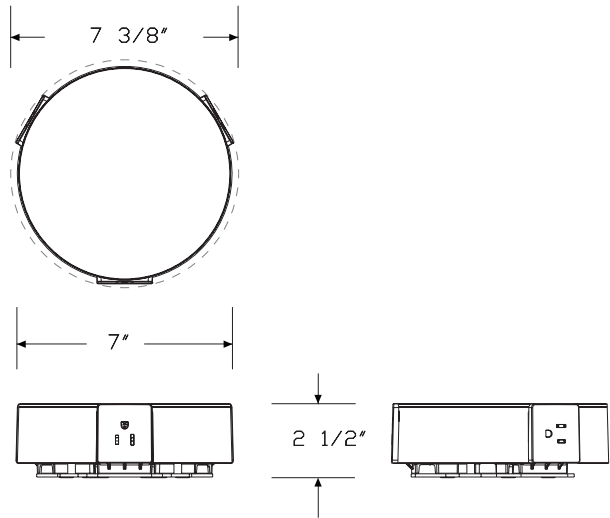
- 036 36" long ☐ A
- 048 48" long ☐ A
- 060 60" long ☐ A
- 072 72" long ☐ A
- 084 84" long ☐ A
- 096 96" long ☐ A
- 108 108" long ☐ A
- 120 120" long ☐ A
- 132 132" long ☐ A
- 144 144" long ☐ A

Prices for Steps 1-4.

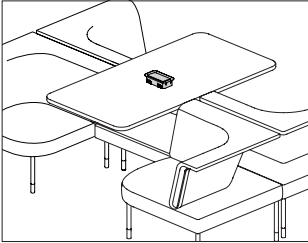
			036	048	060	072	084	096
Y1470.	A	1	\$441	463	491	513	537	560
		2	\$566	597	631	665	700	754
					108	120	132	144
Y1470.	A	1			\$609	634	659	709
		2			\$841	923	1014	1084



Product Information
Description
This Logic Reach™ Electrical Hub connects to a Logic Reach Under-Carpet Track to provide 3 AC single circuit A power receptacles. The Electrical hub attaches to the subfloor. Attachment hardware not included. Hub is rated at 20 amps with 15-amp receptacles and is UL Listed.
Notes
Each receptacle is oriented differently to accommodate typical plug configurations including offset power supply transformers.
Attachment hardware not included. See planning guide for hardware suggestions based on floor type.
Electrical hub can accommodate carpet thickness up to 0.28".
Order Logic Reach start (Y1450., Y1451., Y1460., Y1461., Y1462., Y1464., Y1465.) and under-carpet track (Y1470.) separately.
Dimensions



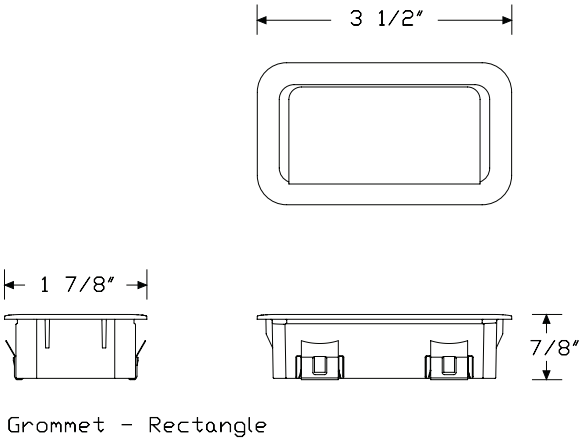
Specification Information
Step 1.
Y1480. <input type="checkbox"/> A
Step 2. Circuit
A circuit a <input type="checkbox"/> A
Prices for Steps 1-2.
Y1480. A \$463
Step 3. Surface Finish
DCR dark carbon <input type="checkbox"/> A +\$0
DVP dark mineral <input type="checkbox"/> A +\$0



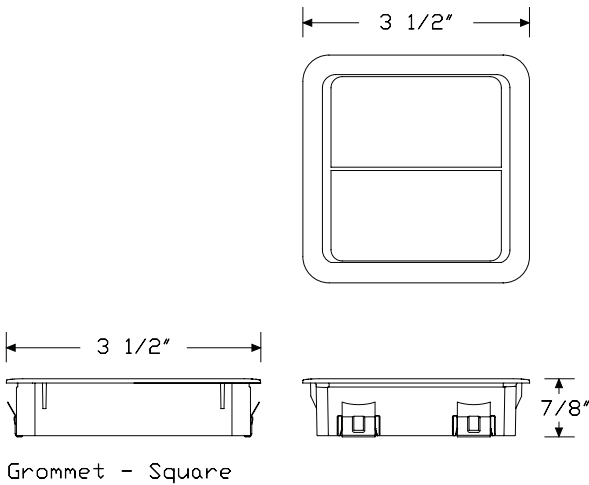
Product Information
Description
This Logic Power Access Solutions™ plastic grommet is available in mini rectangle or mini square configuration. The integrated flaps can hide the things below the surface while also retaining power and data cords.
Notes
This grommet is installed in some HermanMiller applications. Verify your application before ordering grommet separately.
Dimensions

Specification Information		
Step 1.		
Y1412.		
Step 2. Configuration		
1	mini rectangle grommet	
2	mini square grommet	
Prices for Steps 1-2.		
Y1412.	1	\$44
	2	\$50
Step 3. Finish		
91	white (CP)	+\$0
98	studio white (CP)	+\$0
G1	graphite (CP)	+\$0
UBK	ultra black (CP)	+\$0

Thrive™ Power and Data Support



Grommet - Rectangle

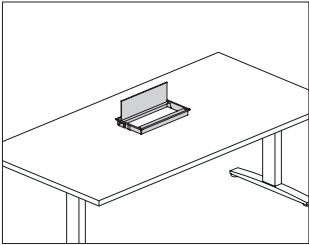


Grommet - Square

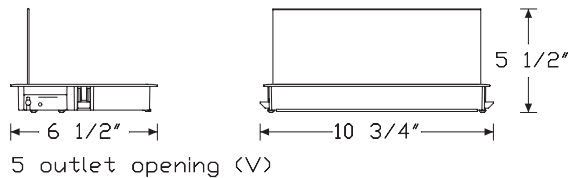
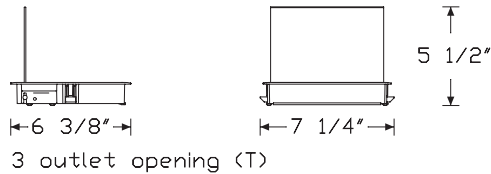


Logic G1200 Grommet Pass Thru

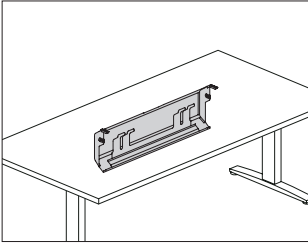
Y1420.



Product Information
Description
This Logic Power Access Solutions™ grommet mounted metal enclosure provides access to cords kept beneath the surface. The unit has an integrated cord keeper.
Notes
Unit size is based on the grommet mounted electrical distributor (Y1425.) with simplex receptacles.
Dimensions



Specification Information
Step 1.
Y1420.
Step 2. Configuration
T      three outlet opening
V      five outlet opening
Prices for Steps 1-2.
Y1420. T      \$318
V      \$349
Step 3. Finish
613      silver (CP)      +\$0
UBK      ultra black (CP)      +\$0
91      white (CP) <input type="checkbox"/> A      +\$0
98      studio white (CP) <input type="checkbox"/> A      +\$0
G1      graphite (CP) <input type="checkbox"/> A      +\$0

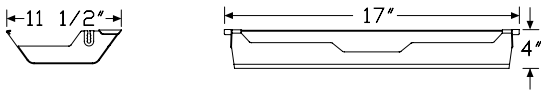


Product Information

**Description**

This Logic Power Access Solutions™ stand-alone cable management tray mounts to the underside of most surfaces. It can be used with a Logic unit for cord storage, or used alone with cords routed through the back side of the unit. Tray drops down and holds cords in place while working and can be easily stowed back in place.

Dimensions



Specification Information

Step 1.

Y1424.

Step 2. Size

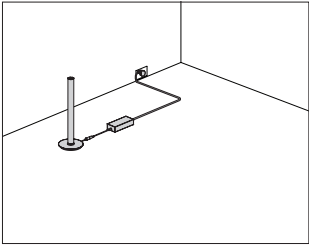
17 17" wide tray

Prices for Steps 1-2.

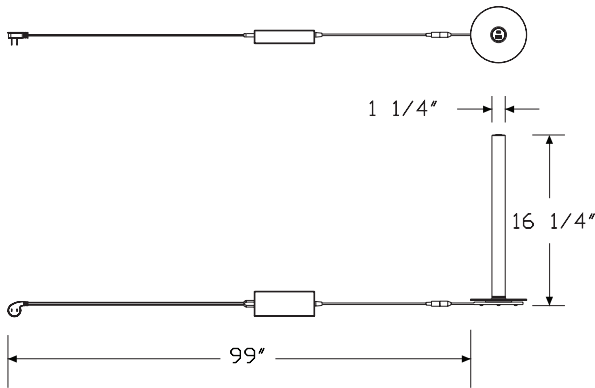
Y1424. 17 \$349

Step 3. Finish

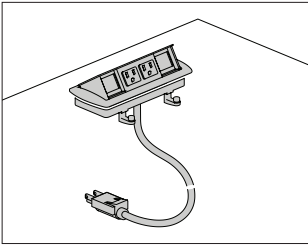
613	silver (CP)	+\$0
SNA	satin aluminum	+\$0
SNB	satin bronze	+\$0
SNC	satin carbon	+\$0
UBK	ultra black (CP)	+\$0
91	white (CP) <span>A</span>	+\$0
98	studio white (CP) <span>A</span>	+\$0
G1	graphite (CP) <span>A</span>	+\$0



Product Information
Description
This freestanding micro tower has 1 USB-A port and 1 USB-C port. It plugs into an AC outlet and is designed to sit on the floor. It is ETL Listed. Cord is black.
Notes
Cord length is 8¼ feet.
USB-A port is rated at 12W; USB-C port is rated at 60W.
Dimensions



Specification Information
Step 1.
Y1490. <span>A</span>
Step 2. Configuration
1 configured with 1 USB-A port and 1 USB-C port <span>A</span>
Prices for Steps 1-2.
Y1490. 1 <span>\$904</span>
Step 3. Surface Finish
Sand Texture Paint
98 studio white (CP) <span>A</span> <span>+\$0</span>
BK black <span>A</span> <span>+\$0</span>
UBK ultra black (CP) <span>A</span> <span>+\$0</span>

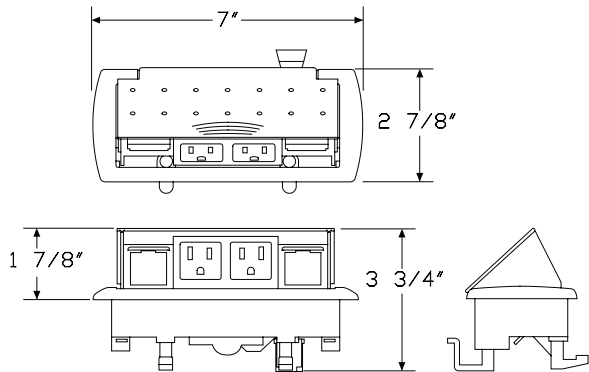


Product Information

**Description**  
This electrical distributor mounts flush in a surface and has a one-touch pop-up mechanism for accessing power and data. It has 2 simplex receptacles and 2 data openings, and is available with a power cord with plug end, or electrical conduit for hardwire connection. A voice/data adapter kit is included, allowing the data openings to accept various manufacturers' couplers and jacks. Attachment hardware and cord/cable clips are also included. Product is UL listed.

**Notes**  
Field cutting of surface may be required. Information on surface cutout size is included on instruction sheet.

Dimensions



Specification Information

**Step 1.**  
**Y1321.**

**Step 2. Power Type**  
**A** power cord with plug end  
**B** conduit with open end, for hard-wiring

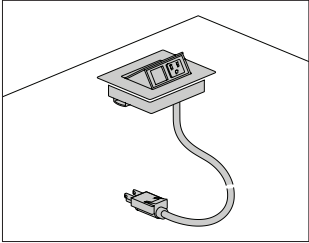
**Step 3. Cord/Conduit Length**  
**03** 3' cord/conduit  
**06** 6' cord/conduit  
**10** 10' cord/conduit  
**20** 20' cord/conduit

Prices for Steps 1-3.

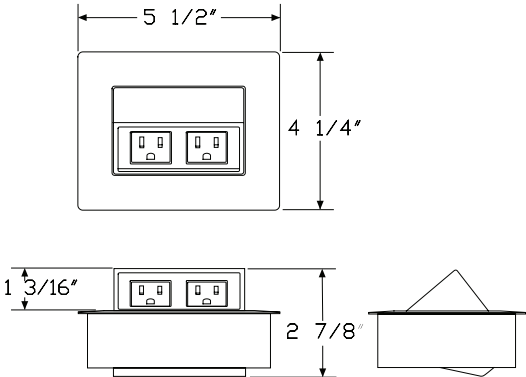
	03	06	10	20
Y1321. <b>A</b>	\$323	323	338	414
<b>B</b>	\$405	405	421	496

**Step 4. Wiring Type**  
**4Z** standard +\$0

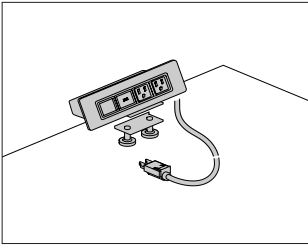
**Step 5. Finish**  
**0H** black +\$0



Product Information
Description
This electrical distributor mounts flush in a surface and has a one-touch pop-up mechanism for accessing power and data. It can be configured with 2 simplex receptacles, or 1 simplex receptacle and 1 data opening. The distributor is available with a power cord with plug end, or electrical conduit for hardwire connection. A voice/data adapter kit is included, allowing the data openings to accept various manufacturers' couplers and jacks. Attachment hardware and cord/cable clips are also included. Product is UL listed.
Notes
Field cutting of surface may be required. Information on surface cutout size is included on instruction sheet.
Distributor with PVC-free wiring option (LZ) is Cradle to Cradle Silver Certified.
Distributor with silver finish option (0I) or white finish option (0J) and standard wiring (4Z) has painted metal trim with white plastic simplex/data interior. Distributor with black finish option (0H) and standard wiring (4Z) has black painted trim with black plastic simplex/data interior. Distributor with PVC-free wiring option (LZ) has black plastic simplex/data interior, regardless of the finish color.
Dimensions



Specification Information
Step 1.
Y1322.
Step 2. Configuration
1 1 simplex receptacle, 1 data opening
2 2 simplex receptacles
Step 3. Power Type
A power cord with plug end
B conduit with open end, for hard-wiring
Step 4. Cord/Conduit Length
03 3' cord/conduit
06 6' cord/conduit
10 10' cord/conduit
20 20' cord/conduit
Prices for Steps 1-4.
Y1322. 1 A 03 384 384 398 473
B 06 463 463 477 550
2 A 10 405 405 421 496
B 20 487 487 502 579
Step 5. Wiring Type
4Z standard +\$0
LZ PVC-free +\$39
Step 6. Finish
0H black +\$0
0I silver +\$0
0J white +\$0

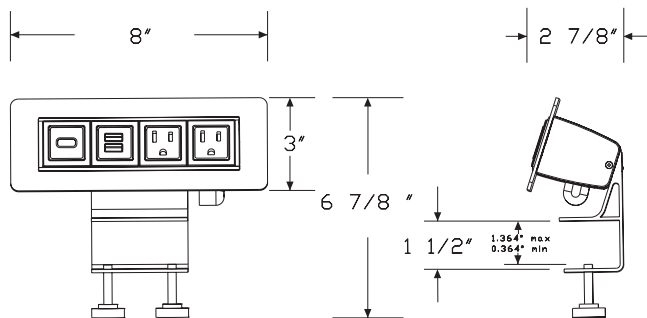


Product Information

**Description**  
This electrical distributor can grommet-mount flush in a surface, or clamp-mount to the edge. It can be configured with several combinations of simplex receptacles, data openings, and USB charging ports. The distributor is available with a power cord with plug end, or electrical conduit for hardwire connection. A voice/data adapter kit is included, allowing the data openings to accept various manufacturers' couplers and jacks. Attachment hardware and cord/cable clips are also included. Product is UL listed.

**Notes**  
Field cutting of surface may be required. Information on surface cutout size is included on instruction sheet.  
Silver option (0I) and white option (0J) have painted metal trim with white plastic simplex/data interiors. Black option (0H) has black painted trim with black plastic simplex/data interior.  
Overall width for distributor with 4 openings is 8" wide. Overall width for distributor with 6 openings is 11" wide.  
USB port charges at 2.1 amps.

Dimensions



Specification Information

**Step 1.**  
**Y1323.**

Step 2. Configuration	
3	2 simplex receptacles, 2 data openings
4	3 simplex receptacles, 3 data openings
5	2 simplex receptacles, 1 data opening, 1 charging USB port
6	3 simplex receptacles, 2 data opening, 1 charging USB port

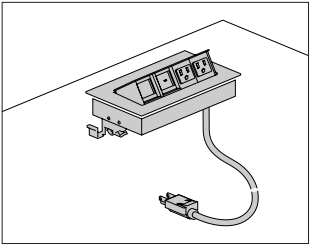
Step 3. Power Type	
A	power cord with plug end
B	conduit with open end, for hard-wiring

Step 4. Cord/Conduit Length	
03	3' cord/conduit
06	6' cord/conduit
10	10' cord/conduit
20	20' cord/conduit

Step 5. Attachment	
G	grommet mount
S	surface clamp

Prices for Steps 1-5.										
			03G	03S	06G	06S	10G	10S		
Y1323.	3	A	\$435	435	435	435	454	454		
		B	\$517	517	517	517	535	535		
	4	A	\$542	542	542	542	556	556		
		B	\$628	628	628	628	643	643		
	5	A	\$608	608	608	608	626	626		
		B	\$694	694	694	694	707	707		
	6	A	\$714	714	714	714	733	733		
		B	\$801	801	801	801	815	815		
								20G	20S	
	Y1323.	3	A					\$528	528	
B							\$606	606		
4		A					\$635	635		
		B					\$714	714		
5		A					\$700	700		
		B					\$810	810		
6		A					\$805	805		
		B					\$921	921		

Step 6. Finish		
0H	black	+\$0
0I	silver	+\$0
0J	white	+\$0

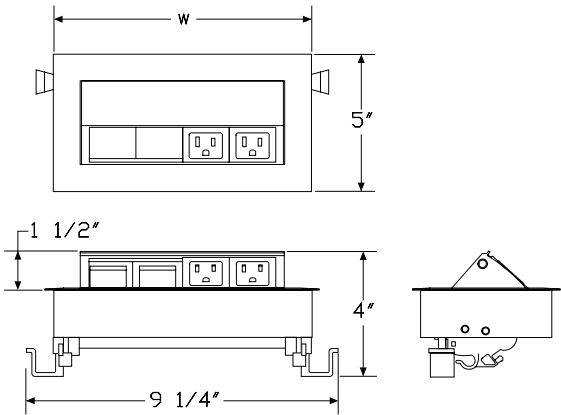


Product Information

**Description**  
This electrical distributor mounts flush in a surface and has a one-touch pop-up mechanism for accessing power and data. It can be configured with several combinations of simplex receptacles, data openings, and USB charging ports. The distributor is available with a power cord with plug end, or electrical conduit for hardwire connection. A voice/data adapter kit is included, allowing the data openings to accept various manufacturers' couplers and jacks. Attachment hardware and cord/cable clips are also included. Product is UL listed.

**Notes**  
Field cutting of surface may be required. Information on surface cutout size is included on instruction sheet.  
Distributor with PVC-free wiring option (LZ) is Cradle to Cradle Silver Certified.  
Distributor with silver anodized finish option (OK) and standard wiring (4Z) has anodized trim with white plastic simplex/data interior. Distributor with silver anodized finish option (OK) and PVC-free wiring (LZ) has anodized trim with black plastic simplex/data interior.  
Overall width for distributor with openings is 8 1/4" wide. Overall width for distributor with 7 openings is 12 3/4" wide.  
USB port charges at 2.1 amps.

Dimensions



Specification Information

**Step 1.**  
**Y1324.**

Step 2. Configuration

3	2 simplex receptacles, 2 data openings
5	3 simplex receptacles, 4 data openings
6	2 simplex receptacles, 1 data opening, 1 charging USB port
7	3 simplex receptacles, 3 data opening, 1 charging USB port
8	3 simplex receptacles, 2 data opening, 2 charging USB ports

Step 3. Power Type

A	power cord with plug end
B	conduit with open end, for hard-wiring

Step 4. Cord/Conduit Length

03	3' cord/conduit
06	6' cord/conduit
10	10' cord/conduit
20	20' cord/conduit

Prices for Steps 1-4.

		03	06	10	20
Y1324.	3 A	\$606	606	623	698
	B	\$689	689	707	779
	5 A	\$778	778	795	868
	B	\$860	860	871	944
	6 A	\$779	779	795	868
	B	\$864	864	879	955
	7 A	\$951	951	969	1045
	B	\$1035	1035	1048	1120
	8 A	\$1124	1124	1139	1216
	B	\$1209	1209	1220	1291

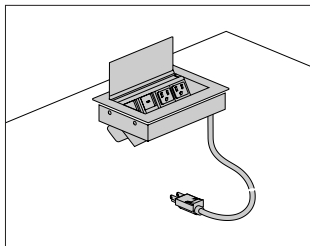
Step 5. Wiring Type

4Z	standard	+\$0
LZ	PVC-free	+\$39

Step 6. Finish

OK	silver anodized	+\$0
----	-----------------	------





### Product Information

#### Description

This electrical distributor mounts flush in a surface and has a flip-up lid for accessing power and data from above or below the surface. The flip lid can be closed once devices are connected for a clean visual appearance. It can be configured with several combinations of simplex receptacles, data openings, and USB charging ports. The distributor is available with a power cord with plug end, or electrical conduit for hardwire connection. A voice/data adapter kit is included, allowing the data openings to accept various manufacturers' couplers and jacks. Attachment hardware and cord/cable clips are also included. Product is UL listed.

#### Notes

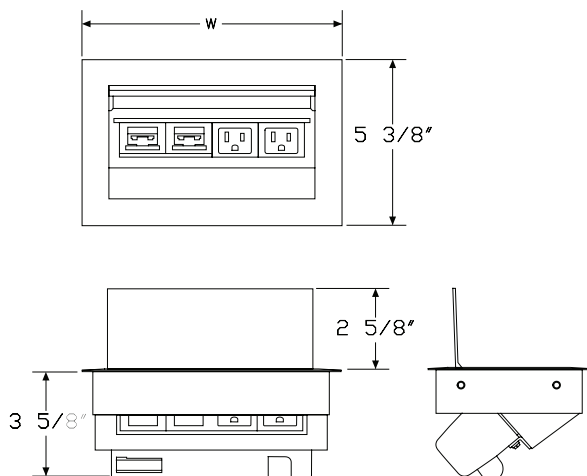
Field cutting of surface may be required. Information on surface cutout size is included on instruction sheet.

Silver anodized option (0K) has anodized trim with white plastic simplex/data interior.

Overall width for distributor with 4 openings is 8 $\frac{3}{8}$ " wide. Overall width for distributor with 6 openings is 11 $\frac{3}{8}$ " wide.

USB port charges at 2.1 amps.

#### Dimensions



### Specification Information

#### Step 1.

Y1325.

#### Step 2. Configuration

3	2 simplex receptacles, 2 data openings
7	3 simplex receptacles, 3 data openings
5	2 simplex receptacles, 1 data opening, 1 charging USB port
6	3 simplex receptacles, 2 data opening, 1 charging USB port

#### Step 3. Power Type

A	power cord with plug end
B	conduit with open end, for hard-wiring

#### Step 4. Cord/Conduit Length

03	3' cord/conduit
06	6' cord/conduit
10	10' cord/conduit
20	20' cord/conduit

#### Prices for Steps 1-4.

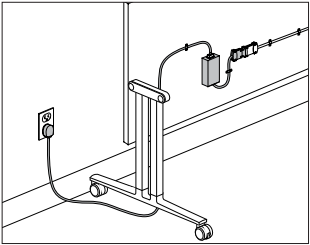
			03	06	10	20
Y1325.	3	A	\$713	713	732	804
		B	\$799	799	810	885
	7	A	\$820	820	840	912
		B	\$906	906	920	996
	5	A	\$890	890	906	979
		B	\$974	974	986	1058
	6	A	\$996	996	1011	1088
		B	\$1077	1077	1095	1167

#### Step 5. Finish

0K	silver anodized					+\$0
----	-----------------	--	--	--	--	------

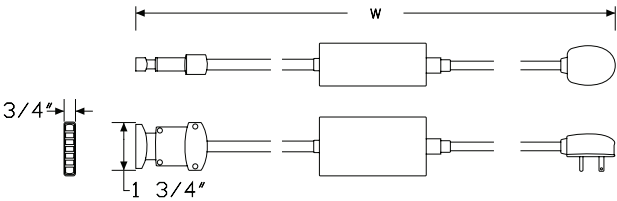
Connect™ Single Circuit Electrical Power Entry

Y1377.



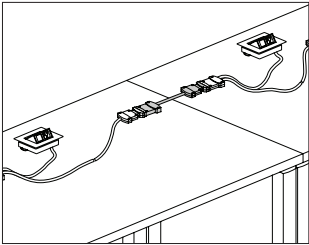
Product Information
Description
This standard receptacle 15-amp power entry provides power for single circuit electrical distributors. Up to 8 single circuit modular electrical distributors can be daisy chained and connected in any order. If more than 8 units are connected to this power entry, the system automatically shuts down and a red LED illuminates. A green LED indicates that more units can be connected and the system is ready. Standard attachment hardware is included.
Notes
UL listed when used in conjunction with most Everywhere™ fixed height tables.
Order electrical distributors (Y1372., Y1373., Y1374., Y1375.) and single circuit jumpers (Y1378.) separately.
Dimensions

Specification Information
Step 1.
Y1377.
Step 2. Cord Length
066' long
1010' long
Prices for Steps 1-2.
Y1377. 06\$711
10\$746

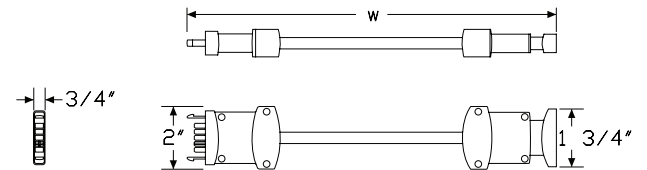


Connect™ Single Circuit Electrical  
By-Pass Jumper

Y1378.



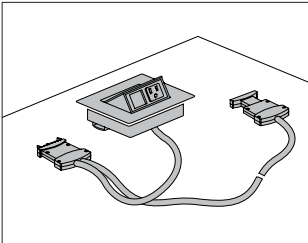
Product Information
<p>Description</p> <p>This electrical jumper provides additional length for the Connect™ single circuit modular electrical system. Jumpers are available in a variety of lengths and count as one of the 8 electrical distributors allowed per power entry.</p>
<p>Notes</p> <p>UL listed when used in conjunction with most Everywhere™ fixed height tables.</p> <p>Order electrical distributors (Y1372., Y1373., Y1374., Y1375.) and single circuit power entry (Y1377.) separately.</p>
<p>Dimensions</p>



Specification Information	
Step 1.	
Y1378.	
Step 2. Cord Length	
12	12" long
24	24" long
36	36" long
48	48" long
60	60" long
Prices for Steps 1-2.	
Y1378. 12	\$151
24	\$163
36	\$179
48	\$193
60	\$204

Connect™ - S720 - Connect Single  
Circuit Power Unit

Y1372.



Product Information

Description

This dedicated modular single circuit electrical distributor mounts flush in a surface and has a one-touch pop-up mechanism for accessing power and data. It can be configured with 2 simplex receptacles, or 1 simplex receptacle and 1 data opening. Cord length is 60". A maximum of 8 single circuit electrical distributors can be daisy chained per power entry. A voice/data adapter kit is included, allowing the data openings to accept various manufacturers couplers and jacks. Attachment hardware and cord/cable clips are also included.

Notes

Field cutting of surface may be required. For information on surface cutout size, see included instruction sheet.

UL listed when used in conjunction with most Everywhere™ fixed height tables.

To gang tables together per electrical code requirements, order ganging bracket kit (Y1338.) separately.

Order single circuit power entry (Y1377.) separately.

Where lengths of greater than 60" are needed, order single circuit jumpers (Y1378.) separately. Each single circuit jumper counts toward the 8 allowed electrical distributors per power entry.

Silver option (0I) and white option (0J) have painted metal trim with white plastic simplex/data interiors. Black option (0H) has black painted trim with black plastic simplex/data interior.

Dimensions

Specification Information

Step 1.

Y1372.

Step 2. Configuration

1	1 simplex receptacle, 1 data opening
2	2 simplex receptacles

Step 3. Cord Length

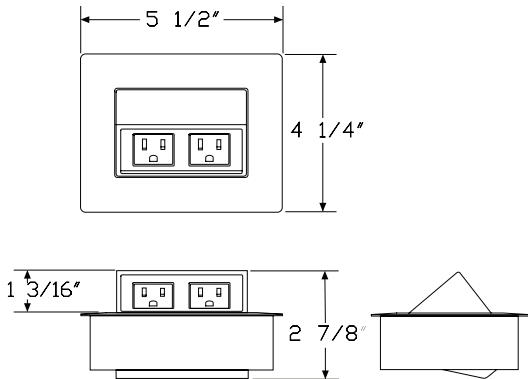
60	60" long
----	----------

Prices for Steps 1-3.

	60
Y1372. 1	\$556
2	\$580

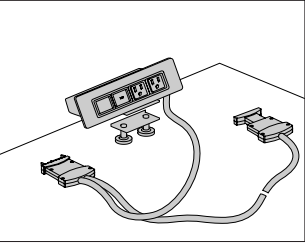
Step 4. Finish

0H	black	+\$0
0I	silver	+\$0
0J	white	+\$0

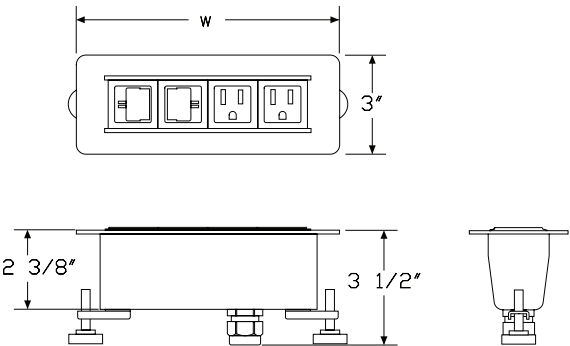


Connect™ - S730 - Connect Single  
Circuit Power Unit

Y1373.



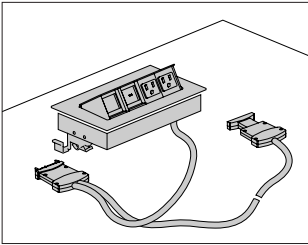
Product Information
Description
This dedicated modular single circuit electrical distributor mounts flush in a surface or with an edge clamp mount. It has 2 simplex receptacles and 2 data openings, or 2 simplex receptacles and 1 data opening and 1 USB charging port, and a 60" cord. A maximum of 8 single circuit electrical distributors can be daisy chained per power entry. A voice/data adapter kit is included, allowing the data openings to accept various manufacturers' couplers and jacks. Attachment hardware and cord/cable clips are also included.
Notes
Field cutting of surface may be required. For information on surface cutout size, see included instruction sheet.
UL listed when used in conjunction with most Everywhere™ fixed height tables.
To gang tables together per electrical code requirements, order ganging bracket kit (Y1338.) separately.
Order single circuit power entry (Y1377.) separately.
Where lengths of greater than 60" are needed, order single circuit jumpers (Y1378.) separately. Each single circuit jumper counts toward the 8 allowed electrical distributors per power entry.
Silver option (OI) and white option (OJ) have painted metal trim with white plastic simplex/data interiors. Black option (OH) has black painted trim with black plastic simplex/data interior.
USB port charges at 2.1 amps.
Dimensions



Specification Information				
Step 1.				
Y1373.				
Step 2. Configuration				
3	2 simplex receptacles, 2 data openings			
4	2 simplex receptacles, 1 data opening, 1 charging USB port			
Step 3. Cord Length				
60	60" long			
Step 4. Attachment				
G	grommet mount			
S	surface clamp			
Prices for Steps 1-4.				
			G	S
Y1373.	3	60	\$628	608
	4	60	\$801	785
Step 5. Finish				
0H	black			+\$0
0I	silver			+\$0
0J	white			+\$0

Connect™ - S740 - Connect Single  
Circuit Power Unit

Y1374.



Product Information

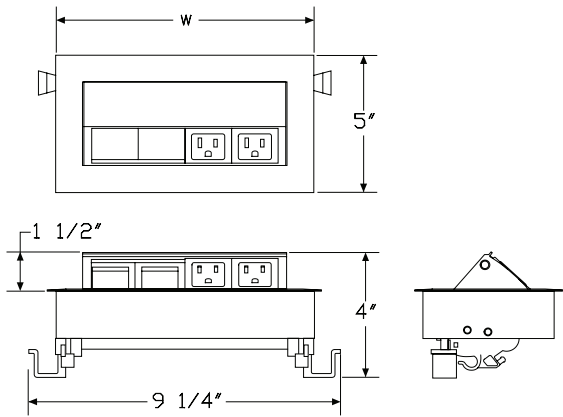
Description

This dedicated modular single circuit electrical distributor mounts flush in a surface and has a one-touch pop-up mechanism for accessing power and data. It has 2 simplex receptacles and 2 data openings, or 2 simplex receptacles and 1 data opening and 1 USB charging port, and a 60" cord. A maximum of 8 single circuit electrical distributors can be daisy chained per power entry. A voice/data adapter kit is included, allowing the data openings to accept various manufacturers' couplers and jacks. Attachment hardware and cord/cable clips are also included.

Notes

- Field cutting of surface may be required. For information on surface cutout size, see included instruction sheet.
- UL listed when used in conjunction with most Everywhere™ fixed height tables.
- To gang tables together per electrical code requirements, order ganging bracket kit (Y1338.) separately.
- Order single circuit power entry (Y1377.) separately.
- Where lengths of greater than 60" are needed, order single circuit jumpers (Y1378.) separately. Each single circuit jumper counts toward the 8 allowed electrical distributors per power entry.
- Silver anodized option (OK) has anodized trim with white plastic simplex/data interior.
- Overall width for distributor with 4 openings is 8 1/4" wide.
- USB port charges at 2.1 amps.

Dimensions

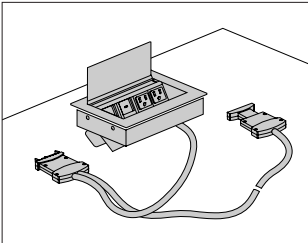


Connect™ - S740 - Connect Single  
Circuit Power Unit *continued*

Specification Information		
Step 1.		
Y1374.		
Step 2. Configuration		
3	2 simplex receptacles, 2 data openings	
4	2 simplex receptacles, 1 data opening, 1 charging USB port	
Step 3. Cord Length		
60	60" long	
Prices for Steps 1-3.		
		60
Y1374. 3		\$777
4		\$948
Step 4. Finish		
OK	silver anodized	+\$0

Connect™ - S750 - Connect Single  
Circuit Power Unit

Y1375.



Product Information

Description

This dedicated modular single circuit electrical distributor mounts flush in a surface and has a flip-up lid for accessing power and data from above or below the surface. The lid can be closed once devices are connected for a clean visual appearance. The distributor has 2 simplex receptacles and 2 data openings, or 2 simplex receptacles and 1 data opening and 1 USB charging port, and a 60" cord. A maximum of 8 single circuit electrical distributors can be daisy chained per power entry. A voice/data adapter kit is included, allowing the data openings to accept various manufacturers' couplers and jacks. Attachment hardware and cord/cable clips are also included.

Notes

Field cutting of surface may be required. For information on surface cutout size, see included instruction sheet.

UL listed when used in conjunction with most Everywhere™ fixed height tables.

To gang tables together per electrical code requirements, order ganging bracket kit (Y1338.) separately.

Order single circuit power entry (Y1377.) separately.

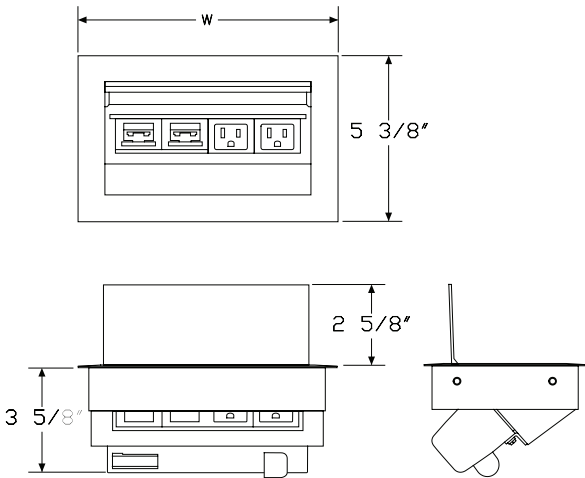
Where lengths of greater than 60" are needed, order single circuit jumpers (Y1378.) separately. Each single circuit jumper counts toward the 8 allowed electrical distributors per power entry.

Silver anodized option (OK) has anodized trim with white plastic simplex/data interior.

Overall width for distributor with 4 openings is 8<sup>3</sup>/<sub>8</sub>" wide.

USB port charges at 2.1 amps.

Dimensions

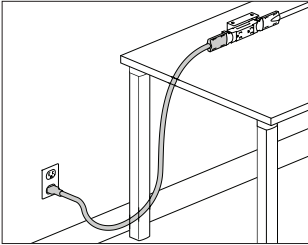




Connect™ - S750 - Connect Single  
Circuit Power Unit *continued*

Specification Information		
Step 1.		
Y1375.		
Step 2. Configuration		
3	2 simplex receptacles, 2 data openings	
4	2 simplex receptacles, 1 data opening, 1 charging USB port	
Step 3. Cord Length		
60	60" long	
Prices for Steps 1-3.		
		60
Y1375. 3		\$880
4		\$1055
Step 4. Finish		
0K	silver anodized	+\$0

Connect™-Power Entry with Plug End, Y1342.  
20 Amp

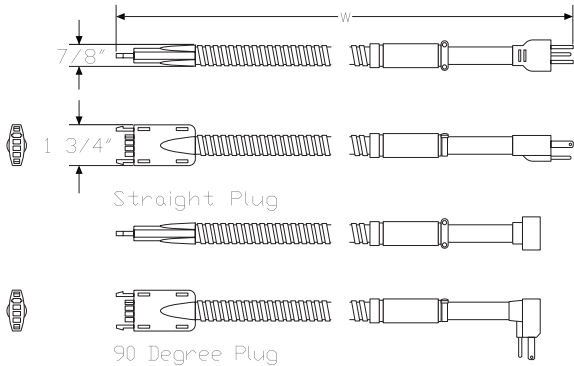


Product Information

**Description**  
This corded power entry brings power from a building's 20-amp electrical outlet to the end of a 2 circuit duplex receptacle. It distributes 1 circuit only. UL/CUL recognized.

**Notes**  
Only Connect™ duplex receptacle, 2-circuit, 15 amp circuit I (Y1345.1) receptacles can be used with this product as circuit I is the only active circuit. Connect modular power products are not compatible with electrical components used in Herman Miller systems or desking product lines. When routing power to an adjacent desk or table, surfaces must be ganged together. Order ganging bracket kit (Y1338.) separately. When using power entry with plug end, electrical system will be UL recognized, not UL listed. Power entry does not meet requirements for use in San Francisco. Power entry has a combination of black liquid tight conduit and 3/8" silver metallic conduit.

Dimensions



Specification Information

**Step 1.**  
**Y1342.**

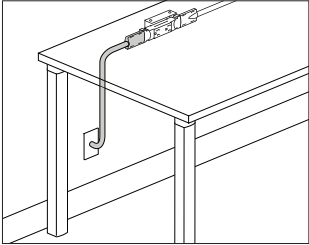
Step 2. Length	
06	6' long
10	10' long

Step 3. Plug Type	
A	straight plug
B	90° plug

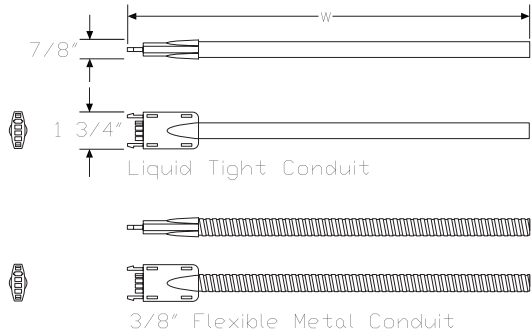
Prices for Steps 1-3.		
		A B
Y1342.	06	\$328 328
	10	\$383 383

Connect™-Power Entry, 2-Circuit

Y1341.



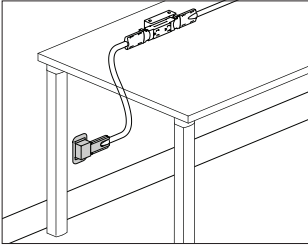
Product Information
Description
This power entry connects a building's electrical from a wall, floor, or column to the end of a 2 circuit duplex receptacle and distributes up to 2 20-amp circuits. UL 183 listed, CUL Certified.
Notes
Connect™ modular power products are not compatible with electrical components used in Herman Miller systems or desking product lines.
When routing power to an adjacent desk or table, surfaces must be ganged together. Order ganging bracket kit (Y1338.) separately.
Power entry can be field cut to the appropriate length.
For San Francisco, specify 3/8" flex metallic conduit option (C).
Finish color on liquid tight conduit is black. Finish color on metallic conduit is silver.
A licensed electrician must wire the power entry to the building's electrical system.
Dimensions



Specification Information		
Step 1.		
Y1341.		
Step 2. Length		
06	6' long	
12	12' long	
18	18' long	
24	24' long	
Step 3. Conduit Type		
L	liquid tight conduit	
C	3/8" flex metallic conduit	
Prices for Steps 1-3.		
	L	C
Y1341. 06	\$220	220
12	\$290	290
18	\$358	358
24	\$444	444

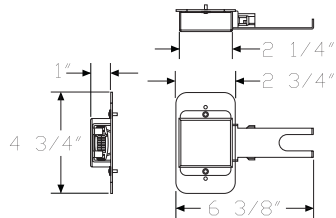
Connect™ - Modular Power Entry, 2  
Circuit, Architectural Wall Receptacle  
Box

Y1349.



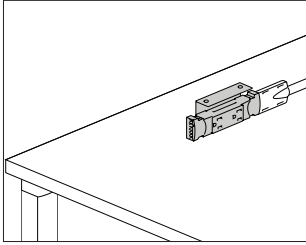
Product Information
Description
This black receptacle box provides a modular power connection to building power at the wall in a standard receptacle box allowing for the electrical jumper to be easily removed when not in use. Product is UL listed when installed by a licensed electrician.
Notes
Connect™ modular power products are not compatible with electrical components used in Herman Miller systems or desking product lines.
Includes mounting plate, modular connection with wiring, and cover.
Jumper (Y1343.) plugs into the receptacle box modular power entry.
Works with Connect 2-circuit products only.
Dimensions

Specification Information
Step 1.
Y1349.
\$165



# Connect™-Duplex Receptacle, 2-Circuit, 15 Amp

Y1345.



## Product Information

### Description

This duplex receptacle attaches beneath a desk or table to provide electrical access. It has connection points at both ends for attaching a power entry or 2-circuit power jumper. Finish is black. Attachment bracket and hardware included. UL 183 listed, CUL Certified.

### Notes

Connect™ modular power products are not compatible with electrical components used in Herman Miller systems or desking product lines.

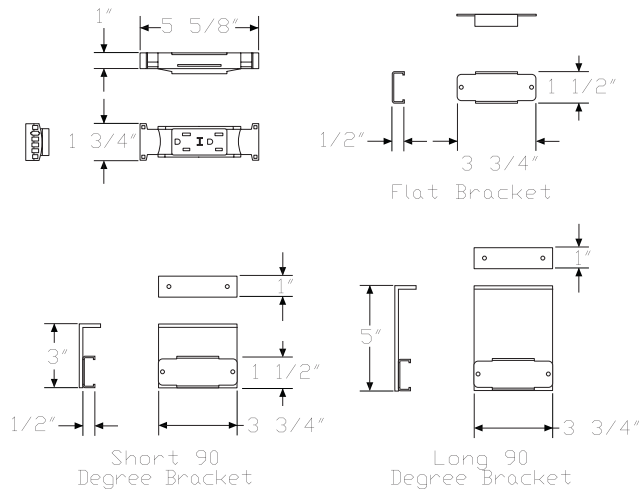
When routing power to an adjacent desk or table, surfaces must be ganged together. Order ganging bracket kit (Y1338.) separately.

Receptacle is labeled as I or II for circuit identification.

To route power from building to receptacle, order power entry, 2-circuit (Y1341.) or power entry with plug end, 20 amp (Y1342.) separately. Power entry with plug end distributes 1 circuit only.

To route power between receptacles, order power jumper, 2-circuit (Y1343.) separately.

## Dimensions



## Specification Information

### Step 1.

Y1345.

### Step 2. Circuit

- |   |            |
|---|------------|
| 1 | circuit I  |
| 2 | circuit II |

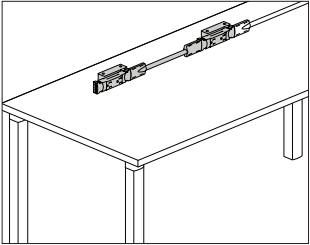
### Step 3. Attachment Hardware

- |   |  |
|---|--|
| A | flat attachment to underside of surface      |
| B | short 90° attachment to underside of surface |
| C | long 90° attachment to underside of surface  |

### Prices for Steps 1-3.

		A	B	C
Y1345.	1	\$115	124	124
	2	\$115	124	124

# Connect™-Dual Receptacle Power Kit, 2-Circuit Y1340.



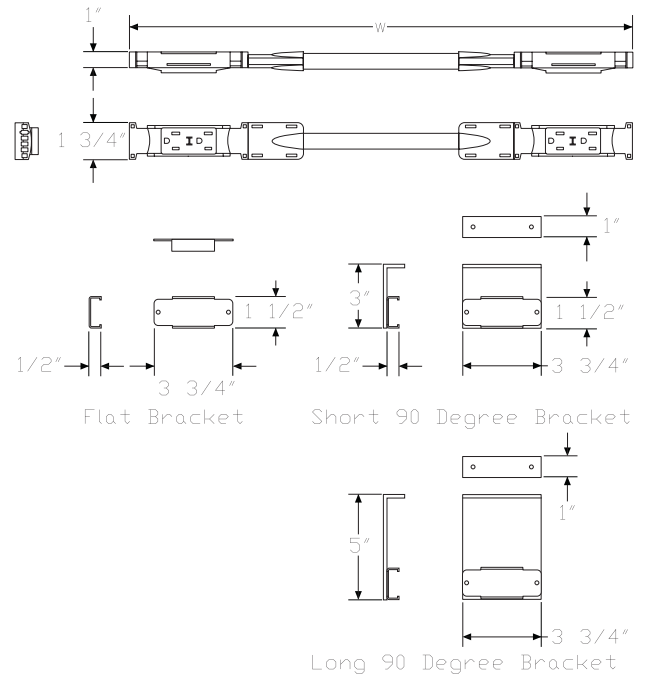
## Product Information Description

This single-sided power kit attaches to the underside of a desk or table to provide electrical access and distributes up to 2 20-amp circuits. Receptacles, power jumper, conduit clips, and attachment hardware included. UL 183 listed, CUL Certified.

## Notes

- Connect™ modular power products are not compatible with electrical components used in Herman Miller systems or desking product lines.
- Match width of power kit to width of surface.
- When routing power to an adjacent desk or table, surfaces must be ganged together. Order ganging bracket kit (Y1338.) separately.
- Receptacles are labeled as I or II for circuit identification.
- 36"-wide power kit uses a receptacle-to-receptacle block connector in place of a jumper to connect the receptacles together.
- To route power from building to power kit, order power entry, 2-circuit (Y1341.) or power entry with plug end, 20 amp (Y1342.) separately. Power entry with plug end distributes 1 circuit only.
- To connect power kits between adjacent desks or tables, order power jumper, 2-circuit (Y1343.) separately.
- For San Francisco, specify 3/8" flex metallic conduit option (C).
- Receptacle finish is black. Finish color on liquid tight conduit is black. Finish on metallic conduit is silver.
- 36" - 54" wide kits have no conduit clips. 60" - 78" wide kits include 1 conduit clip. 84" - 96" wide kits include 2 conduit clips.
- To attach kit flush to bottom of surface, with receptacles facing down, specify flat attachment to underside of surface option (A).
- To attach kit perpendicular to bottom of surface, specify short 90° attachment to underside of surface option (B).

## Dimensions



# Connect™-Dual Receptacle Power Kit, 2-Circuit *continued*

## Specification Information

### Step 1.

**Y1340.**

### Step 2. Width

<b>36</b>	36" wide
<b>42</b>	42" wide
<b>48</b>	48" wide
<b>54</b>	54" wide
<b>60</b>	60" wide
<b>66</b>	66" wide
<b>72</b>	72" wide
<b>78</b>	78" wide
<b>84</b>	84" wide
<b>90</b>	90" wide
<b>96</b>	96" wide

### Step 3. Conduit Type

<b>L</b>	liquid tight conduit
<b>C</b>	3/8" flex metallic conduit

### Step 4. Circuit

<b>1</b>	circuit I
<b>2</b>	circuit II

### Step 5. Attachment Hardware

<b>A</b>	flat attachment to underside of surface
<b>B</b>	short 90° attachment to underside of surface
<b>C</b>	long 90° attachment to underside of surface

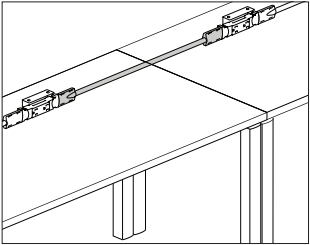
### Prices for Steps 1-5.

		<b>1A</b>	<b>1B</b>	<b>1C</b>	<b>2A</b>	<b>2B</b>	<b>2C</b>
<b>Y1340. 36 L</b>							
		\$239	249	249	239	249	249
<b>C</b>							
		\$239	249	249	239	249	249
<b>42 L</b>							
		\$267	274	274	267	274	274
<b>C</b>							
		\$267	274	274	267	274	274
<b>48 L</b>							
		\$272	279	279	272	279	279
<b>C</b>							
		\$272	279	279	272	279	279
<b>54 L</b>							
		\$279	291	291	279	291	291
<b>C</b>							
		\$279	291	291	279	291	291
<b>60 L</b>							
		\$290	302	302	290	302	302
<b>C</b>							
		\$290	302	302	290	302	302
<b>66 L</b>							
		\$297	308	308	297	308	308
<b>C</b>							
		\$297	308	308	297	308	308
<b>72 L</b>							
		\$306	314	314	306	314	314
<b>C</b>							
		\$306	314	314	306	314	314

<b>78 L</b>	<b>\$312</b>	319	319	312	319	319
<b>C</b>	<b>\$312</b>	319	319	312	319	319
<b>84 L</b>	<b>\$318</b>	326	326	318	326	326
<b>C</b>	<b>\$318</b>	326	326	318	326	326
<b>90 L</b>	<b>\$326</b>	332	332	326	332	332
<b>C</b>	<b>\$326</b>	332	332	326	332	332
<b>96 L</b>	<b>\$330</b>	340	340	330	340	340
<b>C</b>	<b>\$330</b>	340	340	330	340	340

Connect™-Jumper, 2-Circuit

Y1343.



Product Information

Description

This power jumper distributes up to 2 20-amp circuits. It can be used between 2 receptacles or between 2 dual receptacle power kits. UL 183 listed, CUL Certified.

Notes

Connect™ modular power products are not compatible with electrical components used in Herman Miller systems or desking product lines.

When routing power to an adjacent desk or table, surfaces must be ganged together. Order ganging bracket kit (Y1338.) separately.

For San Francisco, specify 3/8" flex metallic conduit option (C).

When connecting dual receptacle power kits (Y1340.) between adjacent surfaces in a linear run, specify 24"-wide jumper.

When connecting dual receptacle power kits (Y1340.) at the outside corner of 2 24"-deep surfaces at 90°, specify 42"-wide jumper.

When connecting dual receptacle power kits (Y1340.) at the outside corner of 2 30"-deep surfaces at 90°, specify 48"-wide jumper.

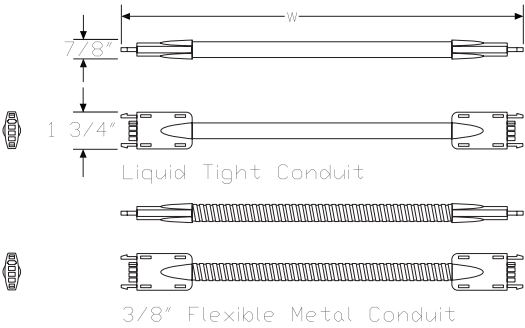
When connecting dual receptacle power kits (Y1340.) at the outside corner of 1 30"-deep and 1 24"-deep surface, specify 48"-wide jumper.

When connecting dual receptacle power kits (Y1340.) at the inside corner of 2 24" or 30"-deep surfaces, specify 30"-wide jumper.

Order the following products separately:

- 2-circuit dual receptacle power kit (Y1340.) or duplex receptacle, 2-circuit, 15 amp (Y1345.)
- Conduit clamps (Y1339.)
- Receptacle bracket (Y1347.) - for duplex receptacle, 2-circuit

Dimensions



Specification Information

Step 1.

Y1343.

Step 2. Width

06	6" wide
09	9" wide
12	12" wide
18	18" wide
24	24" wide
30	30" wide
36	36" wide
42	42" wide
48	48" wide
54	54" wide
60	60" wide
66	66" wide
72	72" wide
78	78" wide
84	84" wide
90	90" wide
96	96" wide
108	108" wide
120	120" wide
132	132" wide
144	144" wide

Step 3. Conduit Type

L	liquid tight conduit
C	3/8" flex metallic conduit

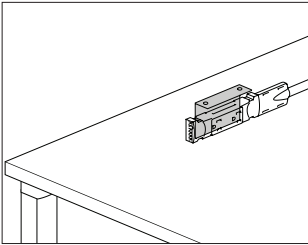


Prices for Steps 1-3.

	L	C
Y1343. 06	\$90	90
09	\$94	94
12	\$97	97
18	\$103	103
24	\$112	112
30	\$117	117
36	\$125	125
42	\$129	129
48	\$134	134
54	\$143	143
60	\$152	152
66	\$159	159
72	\$164	164
78	\$171	171
84	\$182	182
90	\$188	188
96	\$196	196
108	\$208	208
120	\$223	223
132	\$238	238
144	\$251	251

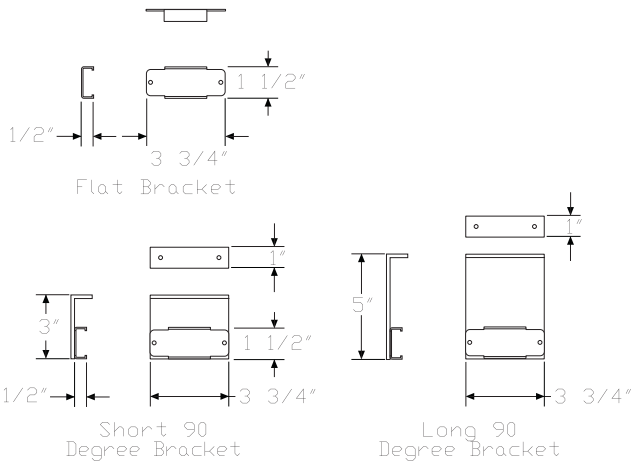
Connect™-Receptacle Brackets,  
2-Circuit

Y1347.

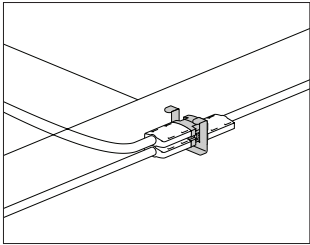


Product Information
Description
This bracket attaches a 2-circuit receptacle to a desk or table. Finish is black. Package of 10.
Notes
Connect™ modular power products are not compatible with electrical components used in Herman Miller systems or desking product lines.
To attach receptacle flush to bottom of surface, facing down, specify flat attachment to underside of surface option (A).
To attach receptacle perpendicular to bottom of surface, specify short 90° attachment to underside of surface option (B).
Order duplex receptacle, 2-circuit, 15 amp (Y1345.) separately.
Dimensions

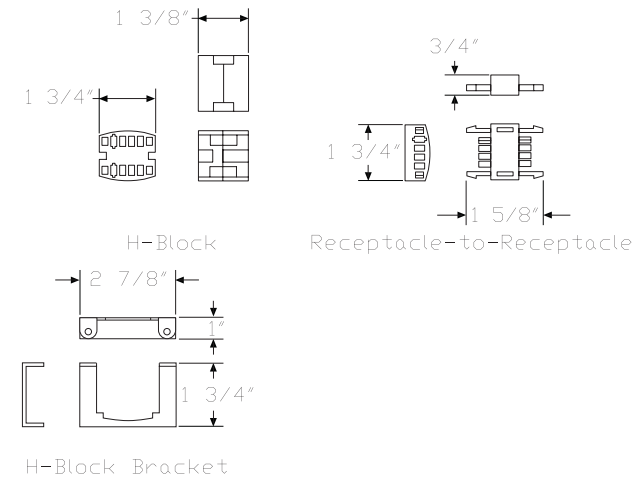
Specification Information
Step 1.
Y1347.
Step 2. Attachment Hardware
A flat attachment to underside of surface
B short 90° attachment to underside of surface
C long 90° attachment to underside of surface
Prices for Steps 1-2.
Y1347. A \$95
B \$146
C \$146



Connect™-Block Connector, 2-Circuit Y1344.



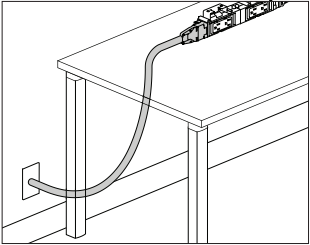
Product Information
Description
This block connects components together to distribute power. The H-block connector connects jumpers together at 2-, 3-, and 4-way connection points, or distributes power from a power entry to multiple components. The receptacle-to-receptacle connector connects 2 receptacles together. Finish is black. Attachment hardware included. UL 183 listed, CUL Certified.
Notes
Connect™ modular power products are not compatible with electrical components used in Herman Miller systems or desking product lines. When routing power to an adjacent desk or table, surfaces must be ganged together. Order ganging bracket kit (Y1338.) separately.
Dimensions



Specification Information
Step 1.
Y1344.
Step 2. Connector Type
H H-block connector
R receptacle-to-receptacle block connector
Prices for Steps 1-2.
Y1344. H \$57
R \$44

Connect™-Power Entry, 4-Circuit

Y1351.



Product Information

Description

This power entry connects a building's electrical from a wall, floor, or column to the end of a 4-circuit dual junction block power kit or junction block and distributes up to 4 20-amp circuits. UL 183 listed, CUL Certified.

Notes

Connect™ modular power products are not compatible with electrical components used in Herman Miller systems or desking product lines.

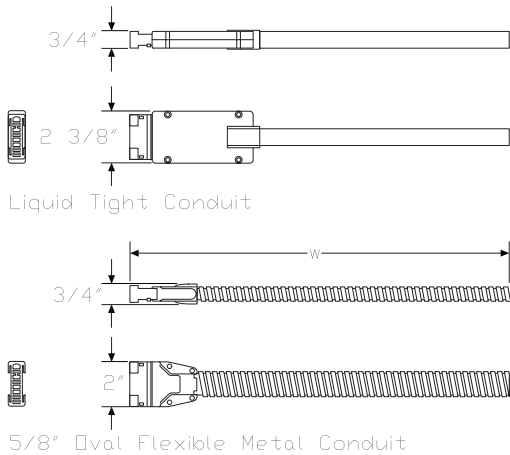
Power entry can be field cut to the appropriate length.

For San Francisco, specify 3/8" flex metallic conduit option (C).

Finish color on liquid tight conduit is black. Finish color on metallic conduit is silver.

A licensed electrician must wire the power entry to the building's electrical system.

Dimensions



Specification Information

Step 1.

Y1351.

Step 2. Length

06	6' long
12	12' long
18	18' long
24	24' long

Step 3. Conduit Type

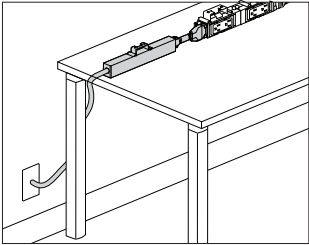
L	liquid tight conduit
C	3/8" flex metallic conduit

Prices for Steps 1-3.

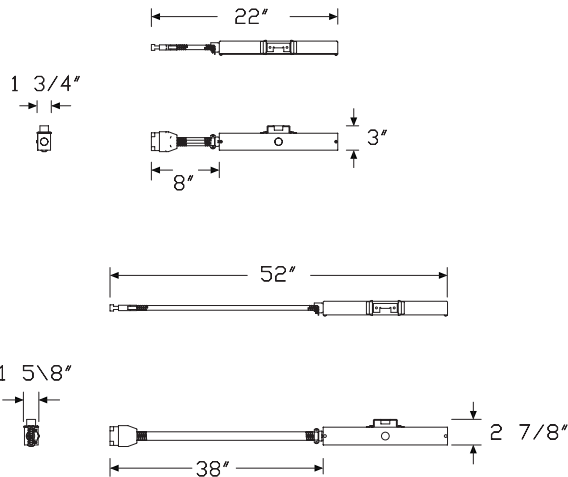
		L	C
Y1351.	06	\$239	239
	12	\$341	341
	18	\$445	445
	24	\$569	569

Connect™-Power Entry, 4-Circuit,  
New York City

Y1352.



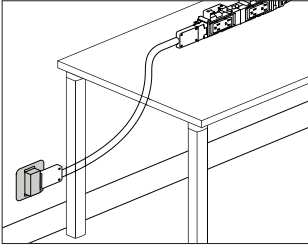
Product Information
Description
This power entry connects a building's electrical from a wall, floor, or column to the end of a 4-circuit dual junction block power kit or junction block and distributes up to 4 20-amp circuits. It includes a junction box and harness. UL 183 listed, CUL Certified.
Notes
Connect™ modular power products are not compatible with electrical components used in Herman Miller systems or desking product lines.
A licensed electrician must wire the power entry to the building's electrical system.
For use with Renew™ Link, specify 8" power entry (08).
For use with Layout Studio®, specify 38" power entry (38).
Dimensions



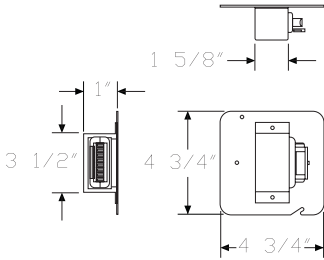
Specification Information
Step 1.
Y1352. <span>A</span> \$391
Step 2. Length
08 8" power entry <span>A</span> +\$0
38 38" power entry <span>A</span> +\$0

Connect™-Modular Power Entry, 4  
Circuit, Architectural Wall Junction  
Box

Y1359.



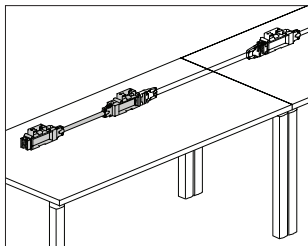
Product Information
Description
This black receptacle box provides a modular power connection to building power at the wall in a standard 2-gang electrical box allowing for the electrical jumper to be easily removed when not in use. Product is UL listed when installed by a licensed electrician.
Notes
Connect™ modular power products are not compatible with electrical components used in Herman Miller systems or desking product lines.
Includes mounting plate, modular connection with wiring, and cover.
Jumper (Y1353.) plugs into the receptacle box modular power entry.
Works with Connect 4-circuit products only.
Dimensions



Specification Information
Step 1.
Y1359.
\$186

# Connect™-Dual Junction Block Power Kit, 4-Circuit

## Y1350.



### Product Information

#### Description

This power kit attaches to the underside of a desk or table to provide electrical access and distributes up to 4 20-amp circuits. It is available as a single-sided or double-sided kit. The single-sided power kit is modular and includes 2 junction blocks, a non-adjustable jumper, and attachment hardware. The double-sided kit is a 1-piece construction consisting of 2 junction blocks, a jumper, and attachment hardware; it cannot be reconfigured. The single-sided and double-sided kits are UL 183 listed, CUL certified.

#### Notes

Connect™ modular power products are not compatible with electrical components used in Herman Miller systems or desking product lines.

Match width of power kit to width of surface.

When routing power to an adjacent desk or table, surfaces must be ganged together. Order ganging bracket kit (Y1338.) separately.

The single-sided junction block provides 1 or 2 receptacle locations. The double-sided junction block provides 2 to 4 receptacle locations. Order duplex receptacle, 4-circuit (Y1355.) separately.

To route power from building to power kit, order 4-circuit power entry (Y1351.) separately.

Power kit is not necessary for a 36"-wide surface. To add power to a 36"-wide surface, order double junction block, 4-circuit (Y1358.DH) or double back-to-back junction block (Y1358.DB).

To connect power kits between adjacent desks or tables, order junction block to junction block jumper, 4-circuit (Y1353.) separately.

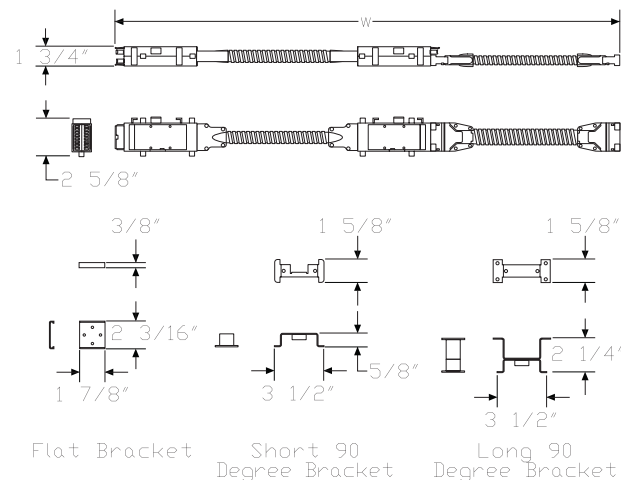
Finish color of junction block is black. Finish color of 5/8" oval metallic conduit is silver.

42" - 54" wide kits have no conduit clips. 60" - 78" wide kits include 1 conduit clip. 84" - 96" wide kits include 2 conduit clips.

To attach kit with single-sided junction block option (S) flush to bottom of surface, with receptacles facing down, specify flat attachment to underside of surface option (A).

To attach kit perpendicular to bottom of surface, specify short 90° attachment to underside of surface option (B).

### Dimensions



Connect™-Dual Junction Block Power  
Kit, 4-Circuit *continued*

Thrive™ Power and Data Support

Specification Information

Step 1.

Y1350.

Step 2. Width

42	42" wide
48	48" wide
54	54" wide
60	60" wide
66	66" wide
72	72" wide
78	78" wide
84	84" wide
90	90" wide
96	96" wide

Step 3. Junction Block Type

S	single-sided junction block
D	double-sided junction block

Step 4. Attachment Hardware

For single-sided junction block (S)

A	flat attachment to underside of surface
B	short 90° attachment to underside of surface
C	long 90° attachment to underside of surface

For double-sided junction block (D)

B	short 90° attachment to underside of surface
C	long 90° attachment to underside of surface

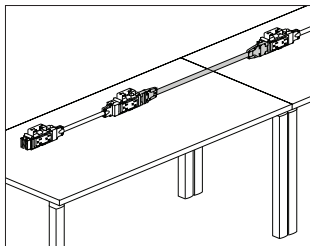
Prices for Steps 1-4.

	A	B	C
Y1350. 42 S	\$308	315	315
D	—	\$230	230
48 S	\$315	323	323
D	—	\$238	238
54 S	\$323	329	329
D	—	\$248	248
60 S	\$329	339	339
D	—	\$255	255
66 S	\$339	345	345
D	—	\$263	263
72 S	\$345	357	357
D	—	\$271	271
78 S	\$357	367	367
D	—	\$277	277

84 S	\$366	385	385
D	—	\$290	290
90 S	\$376	384	384
D	—	\$302	302
96 S	\$384	390	390
D	—	\$310	310



## Connect™-Junction Block to Junction Block Jumper, 4-Circuit Y1353.



### Product Information

#### Description

This power jumper distributes up to 4 20-amp circuits between 2 power kits or junction blocks and is available as adjustable or non-adjustable. The adjustable jumper allows 1 end of the jumper to extend an additional 3" when connecting to components under an adjacent desk or table. UL 183 listed, CUL Certified.

#### Notes

Connect™ modular power products are not compatible with electrical components used in Herman Miller systems or desking product lines.

When routing power to an adjacent desk or table, surfaces must be ganged together. Order ganging bracket kit (Y1338.) separately.

When connecting dual junction block power kits (Y1350.) between adjacent surfaces in a linear run, specify 24"-wide jumper.

When connecting dual junction block power kits (Y1350.) at the outside corner of 2 24"-deep surfaces at 90°, specify 42"-wide jumper.

When connecting dual junction block power kits (Y1350.) at the outside corner of 2 30"-deep surfaces at 90°, specify 48"-wide jumper.

When connecting dual junction block power kits (Y1350.) at the outside corner of 1 30"-deep and 1 24"-deep surface, specify 48"-wide jumper.

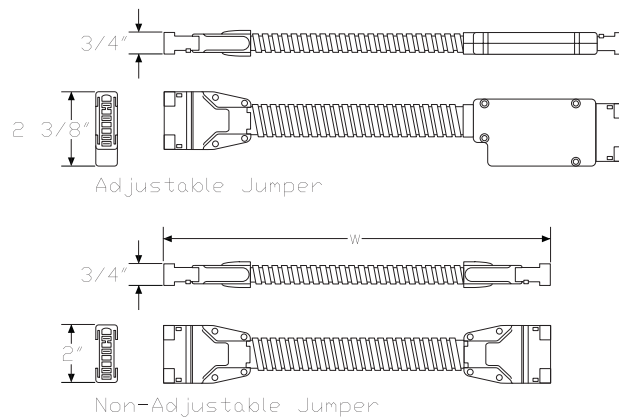
When connecting dual junction block power kits (Y1350.) at the inside corner of 2 24"- or 30"-deep surfaces, specify 30"-wide jumper.

Finish on 5/8" oval metallic conduit is silver.

Order the following products separately:

- Conduit clamps (Y1339.)
- Dual junction block power kit, 4-circuit (Y1350.) or junction block, 4-circuit (Y1358.)
- Duplex receptacle, 4-circuit (Y1355.) - for junction block, 4-circuit
- Junction block bracket, 4-circuit (Y1357.) - for junction block, 4-circuit
- Power entry, 4-circuit (Y1351.)

### Dimensions



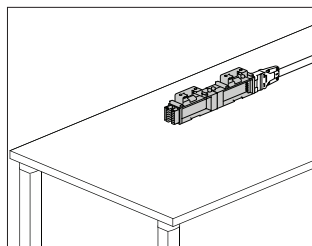
Connect™-Junction Block to Junction  
Block Jumper, 4-Circuit *continued*

Thrive™ Power and Data Support

Specification Information	
Step 1.	
Y1353.	
Step 2. Width	
12	12" wide
18	18" wide
24	24" wide
30	30" wide
36	36" wide
42	42" wide
48	48" wide
54	54" wide
60	60" wide
66	66" wide
72	72" wide
78	78" wide
84	84" wide
90	90" wide
108	108" wide
120	120" wide
132	132" wide
144	144" wide
Step 3. Type	
A	adjustable jumper
N	nonadjustable jumper

Prices for Steps 1-3.			
		A	N
Y1353.	12	\$125	125
	18	\$130	130
	24	\$140	140
	30	\$151	151
	36	\$159	159
	42	\$165	165
	48	\$176	176
	54	\$186	186
	60	\$194	194
	66	\$201	201
	72	\$208	208
	78	\$219	219
	84	\$227	227
	90	\$237	237
	108	\$262	262
	120	\$276	276
	132	\$297	297
	144	\$315	315

# Connect™-Junction Block, 4-Circuit Y1358.



## Product Information

### Description

This block attaches beneath a desk or table and accepts 4-circuit receptacles for access and distribution of up to 4 20-amp circuits. It has connection points at both ends for attaching a power entry or 4-circuit power jumper. The block can be specified for 1 receptacle, 2 receptacles side-by-side, 2 receptacles back-to-back, or 4 receptacles; 2 side-by-side and 2 back-to-back. Finish is black. Attachment bracket and hardware included. UL 183 listed, CUL Certified.

### Notes

Connect™ modular power products are not compatible with electrical components used in Herman Miller systems or desking product lines.

When routing power to an adjacent desk or table, surfaces must be ganged together. Order ganging bracket kit (Y1338.) separately.

To route power from building to junction block, order 4-circuit power entry (Y1351.) separately.

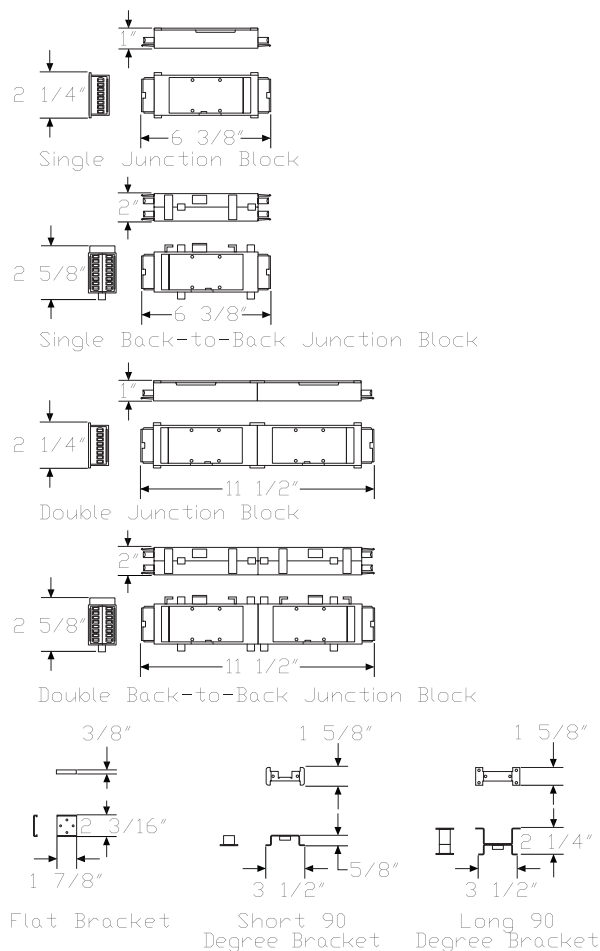
To route power between junction blocks, order junction block to junction block jumper, 4-circuit (Y1353.) separately.

To route power from a 36"-wide surface to an adjacent surface, specify double junction block option (DH) or double back-to-back junction block option (DB) and order power jumper (Y1353.) separately.

Order duplex receptacle, 4-circuit (Y1355.) separately.

To maintain proper spacing when specifying double junction block (Y1358.DH) or double back-to-back junction block (Y1358.DB), order adjustable jumpers (Y1353.xxxA) separately.

## Dimensions



Connect™-Junction Block, 4-Circuit

continued

Thrive™ Power and Data Support

Specification Information

Step 1.

Y1358.

Step 2. Junction Block Type	
SH	single junction block
SB	single back-to-back junction block
DH	double junction block
DB	double back-to-back junction block

Step 3. Attachment Hardware

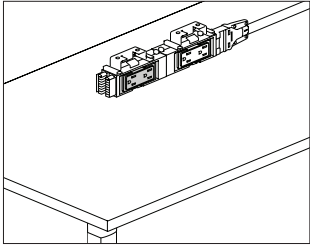
For single junction block (SH) or double junction block (DH)	
A	flat attachment to underside of surface
B	short 90° attachment to underside of surface
C	long 90° attachment to underside of surface

For single back-to-back junction block (SB) or double back-to-back junction block (DB)	
B	short 90° attachment to underside of surface
C	long 90° attachment to underside of surface

Prices for Steps 1-3.				
		A	B	C
Y1358.	SH	\$138	147	147
	SB	—	\$147	147
	DH	\$115	124	124
	DB	—	\$124	124

Connect™-Duplex Receptacle, 4-Circuit

Y1355.



Product Information

Description

This 15- or 20-amp duplex receptacle attaches to a power kit or junction block to provide electrical access. Finish is black. UL 183 listed, CUL Certified.

Notes

Connect™ modular power products are not compatible with electrical components used in Herman Miller systems or desking product lines.

Receptacle is labeled as I, II, III, or IV for circuit identification.

Order the following products separately:

- Dual junction block power kit, 4-circuit (Y1350.)
- Junction block, 4-circuit (Y1358.)

Dimensions

7/8"

1 3/4"

3 1/2"

15 Amp

2"

20 Amp

Specification Information

Step 1.

Y1355.

Step 2. Amps

15	15 amp
20	20 amp

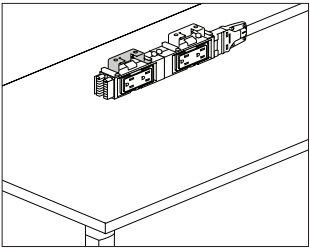
Step 3. Circuit

1	circuit I
2	circuit II
3	circuit III
4	circuit IV

Prices for Steps 1-3.

	1	2	3	4
Y1355. 15	\$42	42	42	42
20	\$49	49	49	49

Connect™-Junction Block Brackets, Y1357.  
4-Circuit

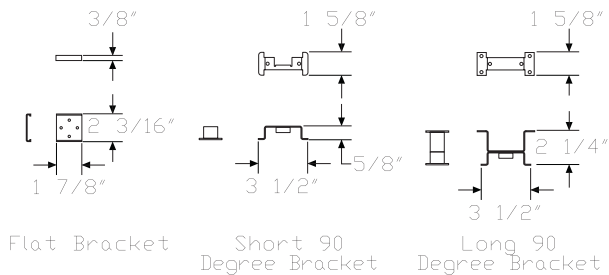


Product Information

**Description**  
This bracket attaches a 4-circuit junction block to a desk or table. Package of 10.

**Notes**  
Connect™ modular power products are not compatible with electrical components used in Herman Miller systems or desking product lines.  
To attach junction block flush to bottom of surface, facing down, specify flat attachment to underside of surface option (A).  
To attach junction block perpendicular to bottom of surface, specify short 90° attachment to underside of surface option (B).  
Finish on flat attachment to underside of surface option (A) is black. Finish on short 90° attachment to underside of surface option (B) and long 90° attachment to underside of surface option (C) is silver.  
Order junction block, 4-circuit (Y1358.) separately.

Dimensions



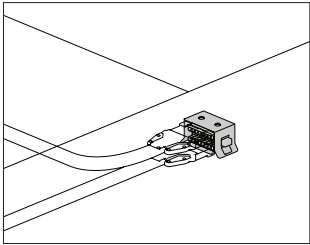
Specification Information

**Step 1.**  
Y1357.

**Step 2. Attachment Hardware**  
**A** flat attachment to underside of surface  
**B** short 90° attachment to underside of surface  
**C** long 90° attachment to underside of surface

Prices for Steps 1-2.		
Y1357.	<b>A</b>	\$95
	<b>B</b>	\$146
	<b>C</b>	\$146

Connect™-Block Connector, 4-Circuit Y1354.



**Product Information**

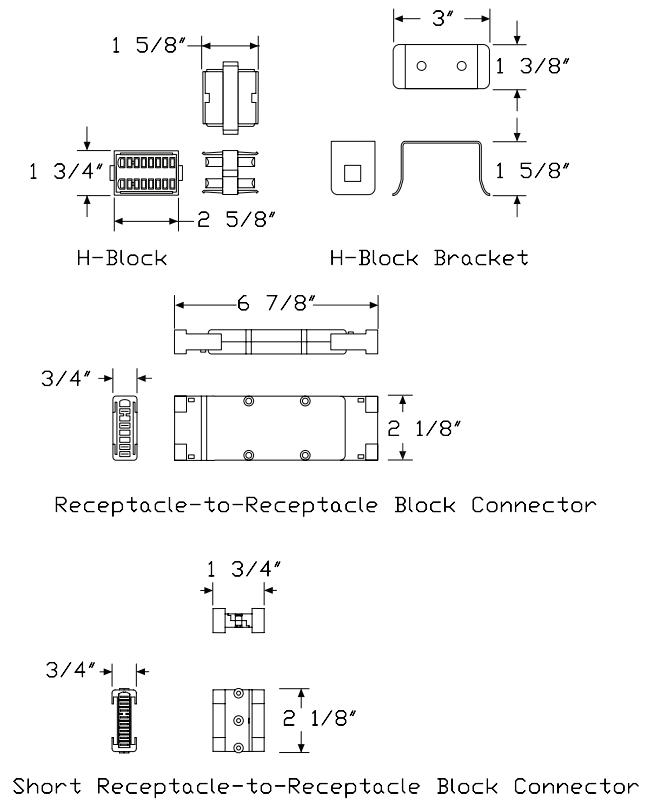
**Description**

This block connects components together to distribute power. The H-block connector connects jumpers together at 2-, 3-, and 4-way connection points, or distributes power from a power entry to multiple components. The receptacle-to-receptacle connectors connect 2 junction blocks together. Finish is black. Attachment hardware included. UL 183 listed, CUL Certified.

**Notes**

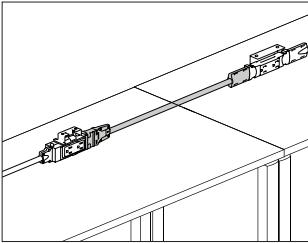
Connect™ modular power products are not compatible with electrical components used in Herman Miller systems or desking product lines. When routing power to an adjacent desk or table, surfaces must be ganged together. Order ganging bracket kit (Y1338.) separately.

**Dimensions**

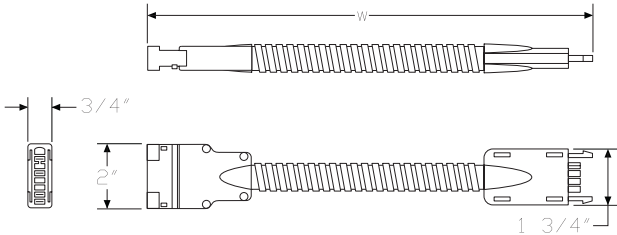


Specification Information	
Step 1.	
Y1354.	
Step 2. Connector Type	
H	H-block connector
S	short receptacle-to-receptacle block connector <span>A</span>
R	receptacle-to-receptacle block connector
Prices for Steps 1-2.	
Y1354. H	\$70
S	\$86
R	\$88

Connect™-Transition Jumper, 2- to 4-Circuit Y1356.



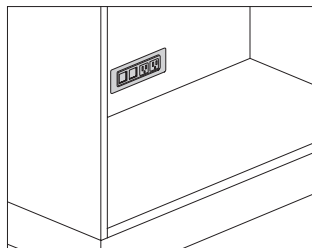
Product Information
Description
This jumper transfers power from a 2-circuit power kit, receptacle, or connector block to a 4-circuit junction block or connector block. 1 conduit clamp included. UL 183 listed, CUL Certified.
Notes
Connect™ modular power products are not compatible with electrical components used in Herman Miller systems or desking product lines.
When routing power to an adjacent desk or table, surfaces must be ganged together. Order ganging bracket kit (Y1338.) separately.
Finish on 5/8" oval metallic conduit is silver.
Dimensions



Specification Information
Step 1.
Y1356.
Step 2. Width
06 6" wide
24 24" wide
36 36" wide
48 48" wide
72 72" wide
96 96" wide
Step 3. Conduit Type
L liquid tight conduit
Prices for Steps 1-3.
Y1356. 06 L \$116
24 \$140
36 \$159
48 \$176
72 \$208
96 \$247



# Connect™ - S310 Electrical Unit with Y1329. Connect Modular Connection



## Product Information

### Description

This electrical distributor provides power to a lateral file, low credenza, or storage case with a Connect™ 4-circuit modular connector. It can be top surface mounted flush or vertically mounted in the false back of a cabinet. A voice/data adapter kit is included, allowing the data openings to accept various manufacturers' couplers and jacks. Attachment hardware is included. Product is UL listed.

### Notes

Field cutting of surface may be required. Information on surface cutout size is included on instruction sheet.

Silver option (OI) and white option (OJ) have painted metal trim with white plastic simplex/data interiors. Black option (OH) has black painted trim with black plastic simplex/data interior.

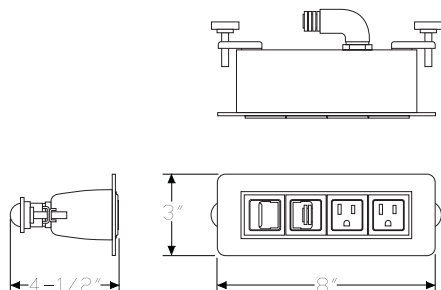
Modular electrical connectors can only connect to Connect 4-circuit modular power system.

Order the following products separately:

- Canvas powered metal low credenza (FMP72A., FMP72K., FMP73A., FMP73K., FMP74A., FMP74K.)
- Canvas powered wood low credenza (FFD73A., FFD73K.)
- Meridian powered storage case (PSC-, PS6-, PSAM-, PSAV-, PSKM-, PSKV-)
- Meridian powered storage lateral file (PS26-, PS2AM, PS2AV, PS2KM, PS2KV)
- Connect - power entry, 4-circuit (Y1351.)
- Connect - junction block to junction block jumper, 4-circuit (Y1353.)
- Connect - block connector, 4-circuit (Y1354.)
- Other Connect 4-circuit modular power components as required

For Canvas powered storage, order Connect - conduit clamp (Y1339.) separately.

## Dimensions



## Specification Information

### Step 1.

Y1329.

### Step 2. Configuration

- |          |  |
|----------|--|
| <b>3</b> | 2 simplex receptacles, 2 data openings |
| <b>8</b> | 3 simplex receptacles, 1 data opening  |

### Step 3. Power Type

- |          |                     |
|----------|---------------------|
| <b>E</b> | 4 circuit circuit 1 |
| <b>F</b> | 4 circuit circuit 2 |
| <b>G</b> | 4 circuit circuit 3 |
| <b>H</b> | 4 circuit circuit 4 |

### Step 4. Cord/Conduit Length

- |           |             |
|-----------|-------------|
| <b>02</b> | 2' conduit  |
| <b>03</b> | 3' conduit  |
| <b>04</b> | 4' conduit  |
| <b>06</b> | 6' conduit  |
| <b>10</b> | 10' conduit |

### Prices for Steps 1-4.

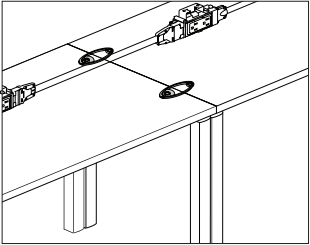
				02	03	04	06	10
Y1329.	3	E		\$516	534	546	579	642
		F		\$516	534	546	579	642
		G		\$516	534	546	579	642
		H		\$516	534	546	579	642
	8	E		\$540	555	575	602	665
		F		\$540	555	575	602	665
		G		\$540	555	575	602	665
		H		\$540	555	575	602	665

### Step 5. Finish

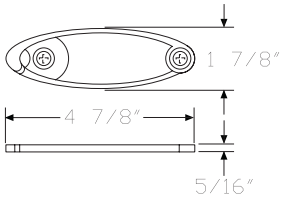
- |           |        |      |
|-----------|--------|------|
| <b>0H</b> | black  | +\$0 |
| <b>0I</b> | silver | +\$0 |
| <b>0J</b> | white  | +\$0 |

Connect™-Ganging Bracket Kit

Y1338.



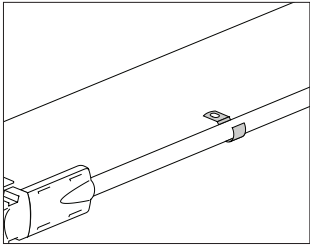
Product Information
Description
This kit has 2 clips that attach to the underside of 2 adjacent surfaces, ganging them together to provide stability and allowing electrical components to be routed from 1 surface to another. Finish is black.
Notes
Ganging bracket kit should not be used on 18"-deep Everywhere™ tables.
Dimensions



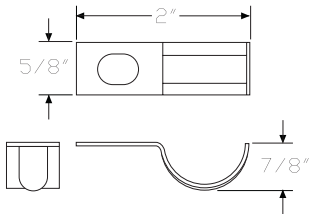
Specification Information
Step 1.
Y1338.
\$125

Connect™-Conduit Clamp

Y1339.



Product Information
Description
This clamp screws to the underside of a surface to support the conduit on electrical components. Finish is silver. Package of 10.
Dimensions

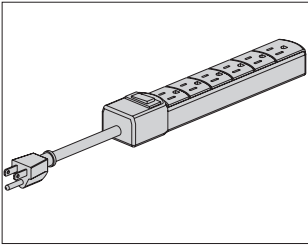


Specification Information
Step 1.
Y1339.

\$20

Power Plug Strip

Y1500.



Product Information

Description

This corded power strip provides 6 outlets. It is available with 6' and 10' cord lengths. Power strip is UL Listed and CSA Certified. Finish is black.

Notes

The 10' cord (10) length is recommended for use with height adjustable table.

When used with Canvas Vista™, power strip plugs directly into the harness with power + data cover (FG150.) located under the chase.

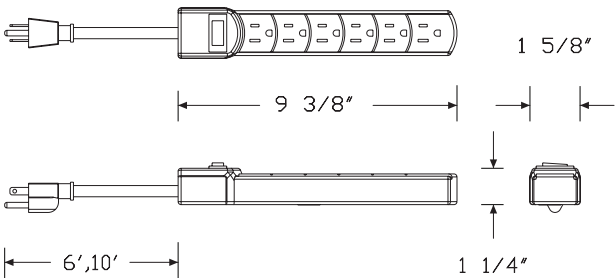
Order the following products separately:

- Hinged cable trough (Y1300.)
- Vista harness with power + data cover (FG150.)

Dimensions

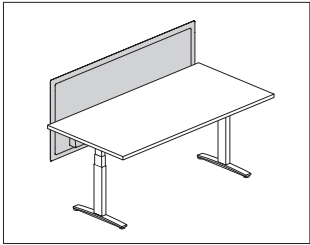
Specification Information

Step 1.		
Y1500.		
Step 2. Configuration		
6	6 AC outlets	
Step 3. Cord Length		
06	6' long	
10	10' long	
Prices for Steps 1-3.		
	06	10
Y1500. 6	\$99	115



Thrive™ Power and Data Support

Pari Screen, Height Adjustable  
Tables Y1116.



Product Information

Description

This screen attaches to an individual height adjustable work surface. It has an all-fabric, tackable surface with frameless design, and comes in privacy and modesty sizes. Attachment hardware included.

Notes

Privacy and modesty panel actual width is 2" less than specified width.

Privacy screen (A) top edge aligns with the 42" high Canvas datum line; bottom edge is 4" below work surface.

Privacy & modesty screen (B) top edge aligns with the 42" high Canvas datum line; bottom edge is 10" below work surface.

Privacy screen (C) top edge aligns with the 46" high Canvas datum line; bottom edge is 4" below work surface.

Privacy & modesty screen (D) top edge aligns with the 46" high Canvas datum line; bottom edge is 10" below work surface.

Privacy screen (E) top edge aligns with the 53" high Canvas datum line; bottom edge is 4" below work surface.

Privacy & modesty screen (F) top edge aligns with the 53" high Canvas datum line; bottom edge is 10" below work surface.

Screens 54" wide and wider include an additional 1"-wide center mounting bracket.

Recommended mounting creates a 1" gap between back edge of surface and the screen to accommodate cable routing and the attachment or clamp-mounting of other hardware to the surface.

Optional cable management trough is only available when specifying privacy & modesty height option (B). Trough finish is graphite.

Attachment brackets are inset from edge of screen by approximately 8" and require 2½" of work surface for attachment.

Attachment bracket finish is painted graphite.

Screen accepts Customer's Own Material (COM). Yardage is estimated for nondirectional 54"-wide fabrics.

For vertical fabric direction (T):

Height—Yardage

A—1.51

B—1.89

C—1.76

D—2.14

E—2.21

F—2.58

For horizontal fabric direction (R):

Width—Yardage

For heights A/B:

24—0.88

30—1.07

36—1.26

42—1.45

48—1.64

54—1.83

60—2.02

66—2.21

72—2.39

For heights C/D/E/F:

24—1.76

30—2.14

36—2.52

42—2.90

48—3.28

54—3.65

60—4.03

66—4.41

72—4.79

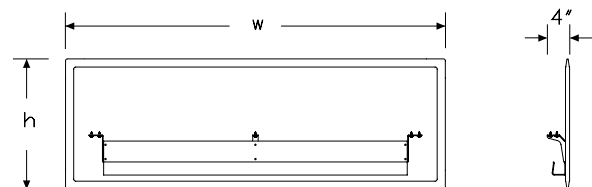
For information on multiple quantities or directional fabrics, contact COM Department. See Order Information in Appendices.

MicrobeCare™ is an antimicrobial coating applied to the fabric surface of this product.

MicrobeCare™ protects products from mold, mildew, algae, and bacteria that cause deterioration, discoloration, odors, and stains.

MicrobeCare™ is registered with the US Environmental Protection Agency (EPA).

Dimensions



# Pari Screen, Height Adjustable

## Tables *continued*

Thrive™ Screens

Specification Information					
Step 1.					
Y1116. <input type="checkbox"/> A					
Step 2. Height					
A	privacy (42" high) <input type="checkbox"/> A				
B	privacy & modesty (42" high/10" below surface) <input type="checkbox"/> A				
C	privacy (46" high) <input type="checkbox"/> A				
D	privacy & modesty (46" high/10" below surface) <input type="checkbox"/> A				
E	privacy (53" high) <input type="checkbox"/> A				
F	privacy & modesty (53" high/10" below surface) <input type="checkbox"/> A				
Step 3. Width					
24	24" wide <input type="checkbox"/> A				
30	30" wide <input type="checkbox"/> A				
36	36" wide <input type="checkbox"/> A				
42	42" wide <input type="checkbox"/> A				
48	48" wide <input type="checkbox"/> A				
54	54" wide <input type="checkbox"/> A				
60	60" wide <input type="checkbox"/> A				
66	66" wide <input type="checkbox"/> A				
72	72" wide <input type="checkbox"/> A				
Step 4. Surface Material					
For 24" wide (24), 30" wide (30), 36" wide (36), 42" wide (42), or 48" wide (48)					
R	tackable fabric, horizontal <input type="checkbox"/> A				
T	tackable fabric <input type="checkbox"/> A				
D	tackable fabric, horizontal with MicrobeCare™ <input type="checkbox"/> A				
E	tackable fabric with MicrobeCare™ <input type="checkbox"/> A				
For 54" wide (54), 60" wide (60), 66" wide (66), or 72" wide (72)					
R	tackable fabric, horizontal <input type="checkbox"/> A				
D	tackable fabric, horizontal with MicrobeCare™ <input type="checkbox"/> A				
Prices for Steps 1-4.					
		R	T	D	E
Y1116. A	24	\$583	583	655	655
	30	\$676	676	746	746
	36	\$702	702	774	774
	42	\$744	744	817	817
	48	\$771	771	844	844
	54	\$847	—	918	—
	60	\$910	—	982	—
	66	\$972	—	1046	—
	72	\$1026	—	1096	—

B	24	\$703	703	775	775
	30	\$754	754	824	824
	36	\$802	802	872	872
	42	\$847	847	918	918
	48	\$940	940	1011	1011
	54	\$1057	—	1129	—
	60	\$1085	—	1156	—
	66	\$1166	—	1239	—
	72	\$1196	—	1268	—
C	24	\$663	663	734	734
	30	\$709	709	780	780
	36	\$759	759	830	830
	42	\$805	805	876	876
	48	\$889	889	959	959
	54	\$978	—	1048	—
	60	\$1089	—	1160	—
	66	\$1141	—	1212	—
	72	\$1187	—	1257	—
D	24	\$851	851	921	921
	30	\$896	896	967	967
	36	\$944	944	1016	1016
	42	\$991	991	1063	1063
	48	\$1066	1066	1139	1139
	54	\$1118	—	1189	—
	60	\$1184	—	1255	—
	66	\$1244	—	1315	—
	72	\$1276	—	1347	—
E	24	\$871	871	942	942
	30	\$918	918	989	989
	36	\$965	965	1035	1035
	42	\$1041	1041	1113	1113
	48	\$1071	1071	1143	1143
	54	\$1132	—	1205	—
	60	\$1155	—	1227	—
	66	\$1183	—	1254	—
	72	\$1210	—	1282	—
F	24	\$959	959	1030	1030
	30	\$1005	1005	1077	1077
	36	\$1054	1054	1126	1126
	42	\$1101	1101	1173	1173
	48	\$1185	1185	1256	1256
	54	\$1227	—	1297	—
	60	\$1272	—	1343	—
	66	\$1376	—	1446	—
	72	\$1402	—	1473	—

## Pari Screen, Height Adjustable Tables *continued*

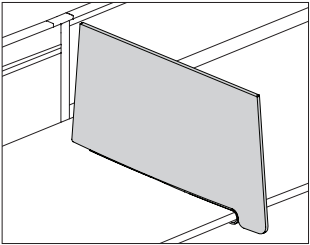
### Step 5. Cable Trough

*For privacy & modesty (42" high/10" below surface) (B), privacy & modesty (46" high/10" below surface) (D), or privacy & modesty (53" high/10" below surface) (F)*

<b>NC</b>	no cable way <input type="checkbox"/> A	+\$0
<b>CW</b>	cable way <input type="checkbox"/> A	+\$25

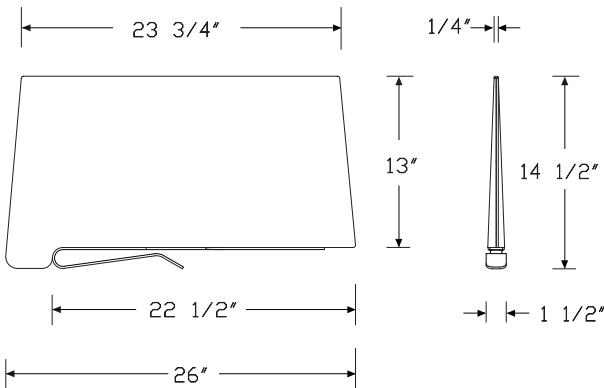
### Step 6. Fabric

Price Category 1	+\$0
Price Category 2	+\$23
Price Category 3	+\$49
Price Category 4	+\$96
Price Category 5	+\$162
Price Category B	+\$86
Price Category C	+\$121
Price Category E	+\$182



Thrive™ Screens

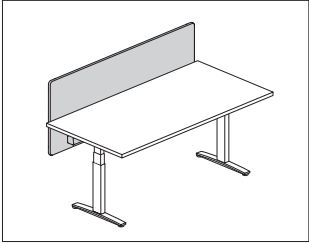
Product Information
Description
This side screen has a tackable surface and slips onto the front of most HermanMiller work surfaces to provide visual privacy on tables, benches, and systems product. It attaches without tools and can be secured in place with screws on the underside of the surface. Clamp finish is graphite.
Notes
Screen height is 13" above work surface.
Screen is not compatible with Layout Studio®.
Screen can be used with work surfaces up to 1¼" thick.
Bottom of attachment bracket extends 1½" below work surface.
Screen accepts Customer's Own Material (COM). Yardage is estimated for nondirectional 54"-wide fabrics.
For vertical fabric direction (T):
Height—Yardage
13—0.94
For horizontal fabric direction (R):
Height—Yardage
13—1.00
For information on multiple quantities or directional fabrics, contact COM Department. See Order Information in Appendices.
Dimensions



Specification Information		
Step 1.		
Y1117. <input type="text" value="A"/>		
Step 2. Height		
13	13" high	<input type="text" value="A"/>
Step 3. Surface Material		
R	tackable fabric, horizontal	<input type="text" value="A"/>
T	tackable fabric	<input type="text" value="A"/>
Prices for Steps 1-3.		
	R	T
Y1117. 13	\$522	522
Step 4. Fabric		
Price Category 1		+\$0
Price Category 2		+\$13
Price Category 3		+\$28
Price Category 4		+\$53
Price Category 5		+\$90



Surface-Attached Screen, Flat Edge Y1118.



Product Information

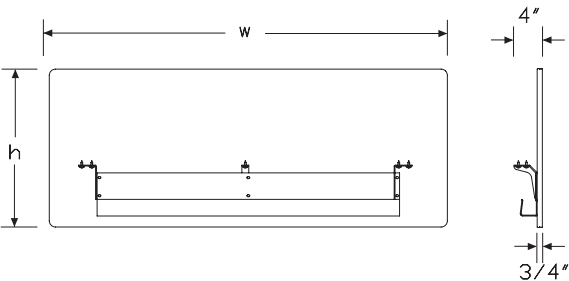
**Description**  
This surface-attached tackable screen attaches to an individual table, desk, or work surface. It has a frameless all-fabric design with a flat edge, and comes in privacy and modesty sizes. Attachment hardware included.

**Notes**  
Privacy and modesty panel actual width is 2" less than specified width.  
Privacy screen (A) top edge is 13" above top of work surface; bottom edge is 3¾" below work surface.  
Privacy & modesty screen (B) top edge is 13" above top of work surface; bottom edge is 10" below work surface.  
Privacy screen (A) top edge aligns with the 42" high Canvas datum line; bottom edge is 4" below work surface.  
Privacy & modesty screen (B) top edge aligns with the 42" high Canvas datum line; bottom edge is 9" below work surface.  
Privacy screen (C) top edge aligns with the 46" high Canvas datum line; bottom edge is 4" below work surface.  
Privacy & modesty screen (D) top edge aligns with the 46" high Canvas datum line; bottom edge is 9" below work surface.  
Privacy screen (E) top edge aligns with the 53" high Canvas datum line; bottom edge is 4" below work surface.  
Privacy & modesty screen (F) top edge aligns with the 53" high Canvas datum line; bottom edge is 9" below work surface.  
Screens 54" wide and wider include an additional 1"-wide center mounting bracket.  
Recommended mounting creates a 1" gap between back edge of surface and the screen to accommodate cable routing and the attachment or clamp-mounting of other hardware to the surface.  
Optional cable management trough is only available when specifying privacy & modesty height option (B). Trough finish is graphite.  
Attachment brackets are inset from edge of screen by approximately 8" and require 2½" of work surface for attachment.  
Attachment bracket finish is painted graphite.  
Screen accepts Customer's Own Material (COM). Yardage is estimated for nondirectional 54"-wide fabrics.

For vertical fabric direction (T):  
**Height—Yardage**  
A—1.51  
B—1.89  
C—1.76  
D—2.14  
E—2.21  
F—2.58

For horizontal fabric direction (R):  
**Width—Yardage**  
For heights A/B:  
24—0.88  
30—1.07  
36—1.26  
42—1.45  
48—1.64  
54—1.83  
60—2.02  
66—2.21  
72—2.39  
For heights C/D/E/F:  
24—1.76  
30—2.14  
36—2.52  
42—2.90  
48—3.28  
54—3.65  
60—4.03  
66—4.41  
72—4.79  
For information on multiple quantities or directional fabrics, contact COM Department. See Order Information in Appendices.  
MicrobeCare™ is an antimicrobial coating applied to the fabric surface of this product.  
MicrobeCare™ protects products from mold, mildew, algae, and bacteria that cause deterioration, discoloration, odors, and stains.  
MicrobeCare™ is registered with the US Environmental Protection Agency (EPA).

Dimensions



# Surface-Attached Screen, Flat Edge

continued

Thrive™ Screens

Specification Information					
Step 1.					
Y1118. <span>A</span>					
Step 2. Height					
A	privacy (42" high)	<span>A</span>			
B	privacy & modesty (42" high/ 9" below surface)	<span>A</span>			
C	privacy (46" high)	<span>A</span>			
D	privacy & modesty (46" high/ 9" below surface)	<span>A</span>			
E	privacy (53" high)	<span>A</span>			
F	privacy & modesty (53" high/ 9" below surface)	<span>A</span>			
Step 3. Width					
24	24" wide	<span>A</span>			
30	30" wide	<span>A</span>			
36	36" wide	<span>A</span>			
42	42" wide	<span>A</span>			
48	48" wide	<span>A</span>			
54	54" wide	<span>A</span>			
60	60" wide	<span>A</span>			
66	66" wide	<span>A</span>			
72	72" wide	<span>A</span>			
Step 4. Surface Material					
For 24" wide (24), 30" wide (30), 36" wide (36), 42" wide (42), or 48" wide (48)					
R	tackable fabric, horizontal	<span>A</span>			
T	tackable fabric	<span>A</span>			
D	tackable fabric, horizontal with MicrobeCare™	<span>A</span>			
E	tackable fabric with MicrobeCare™	<span>A</span>			
For 54" wide (54), 60" wide (60), 66" wide (66), or 72" wide (72)					
R	tackable fabric, horizontal	<span>A</span>			
D	tackable fabric, horizontal with MicrobeCare™	<span>A</span>			
Prices for Steps 1-4.					
		R	T	D	E
Y1118. A	24	\$406	406	477	477
	30	\$438	438	510	510
	36	\$522	522	594	594
	42	\$562	562	633	633
	48	\$602	602	672	672
	54	\$639	—	710	—
	60	\$694	—	765	—
	66	\$726	—	798	—
	72	\$774	—	845	—

B	24	\$505	505	575	575
	30	\$544	544	616	616
	36	\$583	583	655	655
	42	\$624	624	695	695
	48	\$656	656	729	729
	54	\$692	—	762	—
	60	\$715	—	786	—
	66	\$780	—	852	—
	72	\$838	—	910	—
C	24	\$506	506	578	578
	30	\$558	558	629	629
	36	\$600	600	671	671
	42	\$660	660	732	732
	48	\$740	740	810	810
	54	\$779	—	851	—
	60	\$871	—	942	—
	66	\$916	—	986	—
	72	\$982	—	1053	—
D	24	\$635	635	708	708
	30	\$709	709	780	780
	36	\$790	790	860	860
	42	\$808	808	880	880
	48	\$842	842	914	914
	54	\$866	—	935	—
	60	\$958	—	1029	—
	66	\$1035	—	1108	—
	72	\$1078	—	1150	—
E	24	\$690	690	760	760
	30	\$699	699	770	770
	36	\$718	718	789	789
	42	\$844	844	916	916
	48	\$873	873	945	945
	54	\$895	—	966	—
	60	\$935	—	1006	—
	66	\$1020	—	1092	—
	72	\$1086	—	1157	—
F	24	\$834	834	906	906
	30	\$844	844	916	916
	36	\$858	858	930	930
	42	\$873	873	945	945
	48	\$885	885	957	957
	54	\$896	—	967	—
	60	\$991	—	1063	—
	66	\$1042	—	1114	—
	72	\$1259	—	1330	—

## Surface-Attached Screen, Flat Edge

*continued*

### Step 5. Cable Trough

*For privacy & modesty (42" high/ 9" below surface) (B), privacy & modesty (46" high/ 9" below surface) (D), or privacy & modesty (53" high/ 9" below surface) (F)*

<b>NC</b>	no cable way <input type="checkbox"/>	+\$0
<b>CW</b>	cable way <input type="checkbox"/>	+\$25

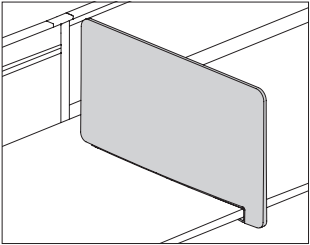
### Step 6. Fabric

Price Category 1	+\$0
Price Category 2	+\$25
Price Category 3	+\$59
Price Category 4	+\$112
Price Category 5	+\$146
Price Category B	+\$97
Price Category C	+\$133
Price Category E	+\$182

*For tackable fabric, horizontal (R) or tackable fabric, horizontal with MicrobeCare™ (D)*

Price Category 1	+\$0
Price Category 2	+\$25
Price Category 3	+\$59
Price Category 4	+\$112
Price Category 5	+\$146
Price Category B	+\$97
Price Category C	+\$133

Personal Side Screen, RectangularY1119.



Product Information

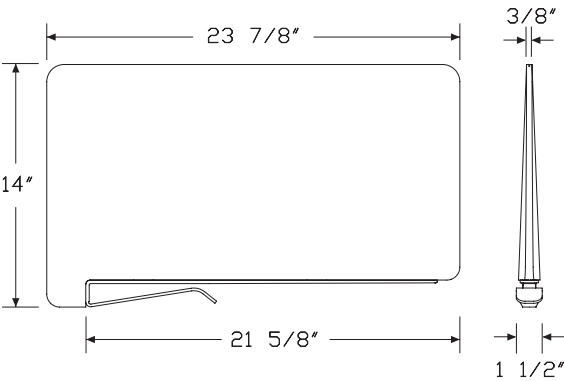
Description

This side screen has a tackable surface and slips onto the front of most HermanMiller work surfaces to provide visual privacy on tables, benches, and systems product. It attaches without tools and can be secured in place with screws on the underside of the surface. Clamp finish is graphite.

Notes

- Screen height is 13" above work surface.
- Screen is not compatible with Layout Studio®.
- Screen can be used with work surfaces up to 1¼" thick.
- Bottom of attachment bracket extends 1½" below work surface.
- Screen accepts Customer's Own Material (COM). Yardage is estimated for nondirectional 54"-wide fabrics.
- For vertical fabric direction (T):  
Height—Yardage  
13—0.94
- For horizontal fabric direction (R):  
Height—Yardage  
13—1.00
- For information on multiple quantities or directional fabrics, contact COM Department. See Order Information in Appendices.

Dimensions



Specification Information

Step 1.

Y1119. A

Step 2. Height

13 13" high A

Step 3. Surface Material

R tackable fabric, horizontal A

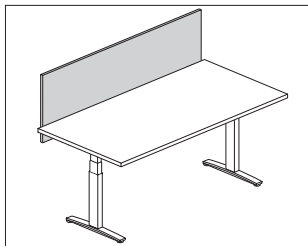
T tackable fabric A

Prices for Steps 1-3.

	R	T
Y1119. 13	\$513	513

Step 4. Surface Finish

Price Category 1	+\$0
Price Category 2	+\$11
Price Category 3	+\$23
Price Category 4	+\$47
Price Category 5	+\$80



### Product Information

#### Description

This screen attaches to an individual height adjustable work surface. It has a laminate surface with frameless design and comes in privacy and modesty sizes. Attachment hardware included.

#### Notes

Privacy and modesty panel actual width is 2" less than specified width.

Privacy screen (13A) top edge aligns with the 42"-high Canvas datum line; bottom edge is 4" below work surface.

Privacy & modesty screen (13B) top edge aligns with the 42"-high Canvas datum line; bottom edge is 11 1/8" below work surface.

Screens 54" wide and wider include an additional 1"-wide center mounting bracket.

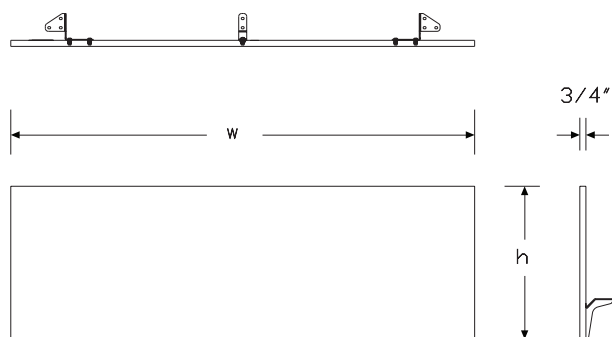
Recommended mounting creates a 1" gap between back edge of surface and the screen to accommodate cable routing and the attachment or clamp-mounting of other hardware to the surface.

Optional cable management trough is only available when specifying privacy & modesty height option (13B). Trough finish is graphite.

Attachment brackets are inset from edge of screen by approximately 8" and require 2 1/2" of work surface for attachment.

Attachment bracket finish is painted graphite.

#### Dimensions



### Specification Information

#### Step 1.

Y1120.

#### Step 2. Height

**13A** privacy (13 1/2" above worksurface)

**13B** privacy & modesty (13 1/2" above worksurface/11 1/8" below worksurface)

#### Step 3. Width

**24** 24" wide

**30** 30" wide

**36** 36" wide

**42** 42" wide

**48** 48" wide

**54** 54" wide

**60** 60" wide

**66** 66" wide

**72** 72" wide

#### Step 4. Surface Material

**L** thermally-fused laminate

**U** thermally-fused laminate/universal edge

#### Prices for Steps 1-4.

			L	U
Y1120.	13A	24	\$277	277
		30	\$295	295
		36	\$310	310
		42	\$324	324
		48	\$340	340
		54	\$354	354
		60	\$365	365
		66	\$377	377
		72	\$391	391
	13B	24	\$342	342
		30	\$360	360
		36	\$379	379
		42	\$399	399
		48	\$417	417
		54	\$432	432
		60	\$451	451
		66	\$463	463
		72	\$479	479

# Laminate Screen, Surface Attached

continued

Thrive™ Screens

## Step 5. Grain Direction

For 24" wide (24), 30" wide (30), 36" wide (36), 42" wide (42), 48" wide (48), 54" wide (54), or 60" wide (60)

<b>VTG</b>	vertical grain	+\$0
<b>HRG</b>	horizontal grain	+\$0

For 66" wide (66) or 72" wide (72)

<b>HRG</b>	horizontal grain	+\$0
------------	------------------	------

## Step 6. Cable Trough

For privacy (13½" above worksurface) (13A)

<b>NC</b>	no cable way	+\$0
-----------	--------------	------

For privacy & modesty (13½" above worksurface/11⅞" below worksurface) (13B)

<b>NC</b>	no cable way	+\$0
<b>CW</b>	cable way	+\$25

## Step 7. Surface Finish

<b>125</b>	natural maple (CP)	+\$0
<b>126</b>	natural cherry (CP)	+\$0
<b>127</b>	walnut (CP)	+\$0
<b>139</b>	light ash (CP)	+\$0
<b>140</b>	warm ash (CP)	+\$0
<b>76</b>	light brown walnut	+\$0
<b>8Q</b>	folkstone grey (CP)	+\$0
<b>91</b>	white (CP)	+\$0
<b>98</b>	studio white (CP)	+\$0
<b>CL</b>	cool grey neutral	+\$0
<b>HP</b>	light anigre	+\$0
<b>LBA</b>	clear on ash (CP)	+\$0
<b>LBR</b>	phantom ecru	+\$0
<b>LBS</b>	phantom cocoa	+\$0
<b>LBU</b>	medium matte walnut (CP)	+\$0
<b>LBV</b>	warm grey teak	+\$0
<b>LBB</b>	oak on ash (CP)	+\$0
<b>LBC</b>	walnut on ash (CP)	+\$0
<b>LBF</b>	neutral twill	+\$0
<b>LBJ</b>	graphite twill	+\$0
<b>LBQ</b>	white twill	+\$0
<b>LU</b>	soft white	+\$0
<b>WL</b>	warm stone (CP)	+\$0
<b>WN</b>	warm grey neutral	+\$0

## Step 8. Edge Finish

For thermally-fused laminate (L)

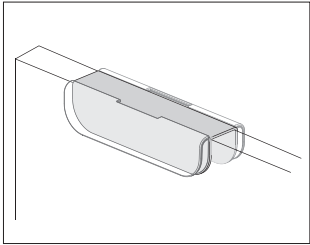
<b>125</b>	natural maple (CP)	+\$0
<b>126</b>	natural cherry (CP)	+\$0
<b>127</b>	walnut (CP)	+\$0
<b>139</b>	light ash (CP)	+\$0
<b>140</b>	warm ash (CP)	+\$0
<b>UBK</b>	ultra black (CP)	+\$0
<b>76</b>	light brown walnut	+\$0
<b>8Q</b>	folkstone grey (CP)	+\$0
<b>91</b>	white (CP)	+\$0
<b>98</b>	studio white (CP)	+\$0
<b>CL</b>	cool grey neutral	+\$0
<b>HF</b>	inner tone light	+\$0
<b>HP</b>	light anigre	+\$0
<b>LBA</b>	clear on ash (CP)	+\$0
<b>LBR</b>	phantom ecru	+\$0
<b>LBS</b>	phantom cocoa	+\$0
<b>LBU</b>	medium matte walnut (CP)	+\$0
<b>LBV</b>	warm grey teak	+\$0
<b>LBB</b>	oak on ash (CP)	+\$0
<b>LBC</b>	walnut on ash (CP)	+\$0
<b>LBF</b>	neutral twill	+\$0
<b>LBJ</b>	graphite twill	+\$0
<b>LBQ</b>	white twill	+\$0
<b>LU</b>	soft white	+\$0
<b>WL</b>	warm stone (CP)	+\$0
<b>WN</b>	warm grey neutral	+\$0

For thermally-fused laminate/universal edge (U)

<b>PLY</b>	plywood edge	+\$50
------------	--------------	-------

Name Tag Clip

Y1121.

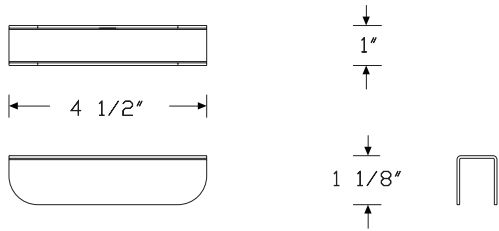
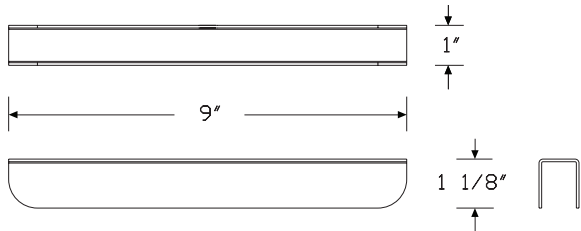


Product Information

**Description**  
This metal name tag clip hangs on surface-attached laminate screens. It can hold 2 or 4 name tags.

**Notes**  
The 2-name-tag clip (2) holds 2 magnetic name tags (YT410.05M) in a back-to-back orientation.  
The 4-name-tag clip (4) holds 2 magnetic name tags (YT410.05M) side-by-side on the front side, and 2 side-by-side on the back side.  
Name tag clip can hang on any HermanMiller laminate screen.  
Order magnetic name tag (YT410.05M) separately.  
Order name tag insert for magnetic name tag (O.YT1900) separately through Sales Source.

Dimensions



Specification Information

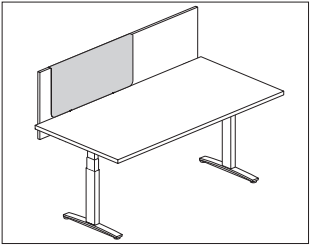
**Step 1.**  
Y1121.

**Step 2. Screen Type**  
L thermally-fused laminate

**Step 3. Application**  
2 2 magnetic name tags   
4 4 magnetic name tags

Prices for Steps 1-3.		
	2	4
Y1121. L	\$30	42

**Step 4. Screen Finish**  
91 white (CP)  +\$0  
G1 graphite (CP)  +\$0  
611 beige mist metallic (CP)  +\$0  
613 silver (CP)  +\$0  
SNB satin bronze  +\$10



Product Information

Description

This metal board hangs on surface-attached laminate screens. It has a frameless, all-metal design with a straight edge. It accepts magnets and can be dry-erase marker writable when used with the magnetic marker board.







Notes

Metal board can hang on any HermanMiller laminate screen.

Order the following accessories separately:

- Magnetic document clip (YT400.)
- Magnetic name tag (YT410.05M)
- Magnetic marker board (YT450.)

Dimensions



Thrive™ Screens



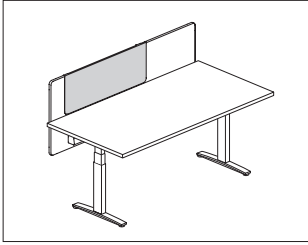
# Metal Board, Screen Attached

continued

Specification Information			
Step 1.			
Y1122. <input type="text" value="A"/>			
Step 2. Screen Type			
L	thermally-fused laminate	<input type="text" value="A"/>	
Step 3. Height			
A	11" high	<input type="text" value="A"/>	
Step 4. Width			
24	24" wide	<input type="text" value="A"/>	
30	30" wide	<input type="text" value="A"/>	
Prices for Steps 1-4.			
		24	30
Y1122. L	A	\$147	161
Step 5. Screen Finish			
91	white (CP)	<input type="text" value="A"/>	+\$0
G1	graphite (CP)	<input type="text" value="A"/>	+\$0
611	beige mist metallic (CP)	<input type="text" value="A"/>	+\$0
613	silver (CP)	<input type="text" value="A"/>	+\$0
SNB	satin bronze	<input type="text" value="A"/>	+\$10

# Metal Marker Board, Fabric Screen Attached

Y1123.



## Product Information

### Description

This magnetic metal board overlays an existing Pari™ or flat-edge fabric screen. It has a frameless, all-metal design with a straight edge. It accepts magnets and can be dry-erase marker writable when specified as a marker board.

### Notes

Order Pari or flat edge profile fabric screen separately.

Metal board hangs on top edge of Pari or flat edge fabric screen.

When specifying marker board (Y1123.M) option, the marker board is an included applique magnetically applied in the field.

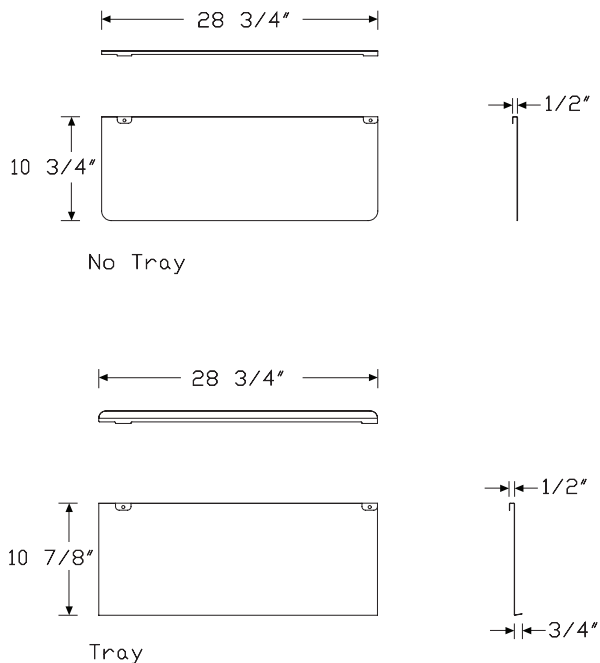
Board with tray (Y1123.xxxxxT) option comes with an angled 3/4" lip at bottom of board.

For optimal use, pair with dark fabric screens.

Order the following accessories separately:

- Magnetic document clip (YT400.)
- Magnetic name tag (YT410.05M)
- Pari screen, height adjustable table (Y1116.)
- Surface attached screen, flat edge (Y1118.)

### Dimensions



## Specification Information

### Step 1.

Y1123.

### Step 2. Type

P painted metal

M marker board

### Step 3. Height

11 11" high

### Step 4. Width

24 24" wide

30 30" wide

### Step 5. Tray

N no tray

T tray

### Prices for Steps 1-5.

		24N	24T	30N	30T
Y1123. P	11	\$185	185	197	197
	M 11	\$258	258	286	286

### Step 6. Finish

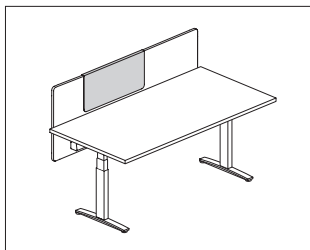
#### Metallic Paint

611	beige mist metallic (CP) <input type="text"/>	+\$0
613	silver (CP) <input type="text"/>	+\$0
SNB	satin bronze <input type="text"/>	+\$10

#### Sand Texture Paint

91	white (CP) <input type="text"/>	+\$0
G1	graphite (CP) <input type="text"/>	+\$0
UBK	ultra black (CP) <input type="text"/>	+\$0

# Metal Marker Board, Screen Attached Y1124.



## Product Information

### Description

This magnetic metal board overlays an existing laminate, Pari™ fabric, flat-edge fabric, PET, or fabric-wrapped LDF surface-attached screen. It has a frameless, all-metal design with a straight edge. It accepts magnets and can be dry-erase marker writable when specified as a marker board.

### Notes

Order laminate, Pari or flat-edge profile fabric, PET, and fabric-wrapped LDF screens separately.

Metal board hangs on top edge of HermanMiller® laminate screen, Pari or flat-edge fabric screen, PET, and fabric-wrapped LDF screen.

When specifying marker board (Y1124.xM) option, the marker board is an included applique magnetically applied in the field.

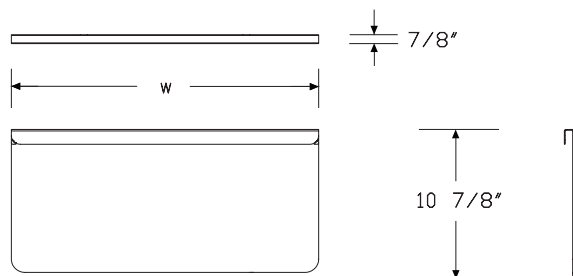
Board with tray (Y1124.FxxxxT) option comes with an angled 3/4" lip at bottom of board.

For optimal use, pair with dark fabric screens.

Order the following accessories separately:

- Magnetic document clip (YT400.)
- Magnetic name tag (YT410.05M)
- Pari screen, height adjustable table (Y1116.)
- Surface attached screen, flat edge (Y1118.)
- Laminate screen, surface attached (Y1120.)

## Dimensions



## Specification Information

### Step 1.

Y1124.

### Step 2. Screen Attachment Type

D thin profile fabric screen

L laminate

E PET

F fabric

### Step 3. Surface Finish

P painted metal

M marker board

### Step 4. Height

11 11" high

### Step 5. Width

24 24" wide

30 30" wide

### Step 6. Tray

For thin profile fabric screen (D), laminate (L), or PET (E)

N no tray

For fabric (F)

N no tray

T tray

### Prices for Steps 1-6.

			1124N	1124T	1130N	1130T
Y1124.	D	P	\$185	—	197	—
		M	\$258	—	286	—
	L	P	\$147	—	161	—
		M	\$258	—	286	—
	E	P	\$185	—	197	—
		M	\$258	—	286	—
	F	P	\$185	185	197	197
		M	\$258	258	286	286

Metal Marker Board, Screen Attached

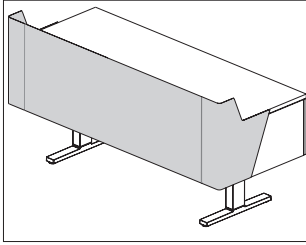
continued

Thrive™ Screens

Step 7. Finish		
611	beige mist metallic (CP) <input type="checkbox"/>	+\$0
613	silver (CP) <input type="checkbox"/>	+\$0
EH	metallic bronze <input type="checkbox"/>	+\$0
SNA	satin aluminum <input type="checkbox"/>	+\$10
SNB	satin bronze <input type="checkbox"/>	+\$10
SNC	satin carbon <input type="checkbox"/>	+\$10
UBK	ultra black (CP) <input type="checkbox"/>	+\$0
8Q	folkstone grey (CP) <input type="checkbox"/>	+\$0
91	white (CP) <input type="checkbox"/>	+\$0
98	studio white (CP) <input type="checkbox"/>	+\$0
CL	cool grey neutral <input type="checkbox"/>	+\$0
G1	graphite (CP) <input type="checkbox"/>	+\$0
WL	warm stone (CP) <input type="checkbox"/>	+\$0
WN	warm grey neutral <input type="checkbox"/>	+\$0

# Vista Privacy + Modesty Screen - Double Sided, Height Adjustable Table

Y1130.



## Product Information

### Description

This sheet metal privacy + modesty screen attaches to a Motia® Vista™ height adjustable table. The screen wraps around both ends of the work surface. Attachment hardware included.

### Notes

Actual screen width is 2" less than specified width.

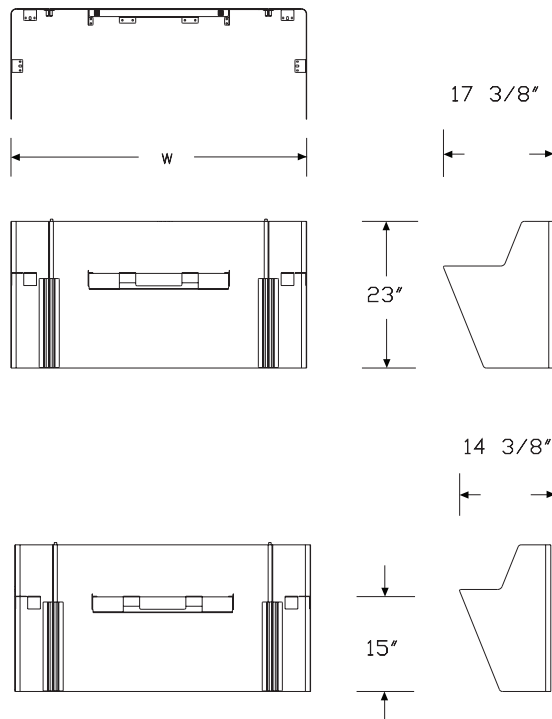
Privacy top edge is 7" above top of work surface at a 36" datum height.

Bottom edge of screen is 15" below top of work surface.

Recommended mounting creates a 1" gap between back edge of surface and the screen to accommodate cable routing and the attachment or clamp-mounting of other hardware to the surface.

There is not enough clearance for an open frame screen (FG345.) to be mounted above the work surface.

## Dimensions



## Specification Information

### Step 1.

Y1130. ☐ A

### Step 2. Height

A36 36" high/15" below work surface ☐ A

### Step 3. Depth

24 24" deep ☐ A

30 30" deep ☐ A

### Step 4. Width

48 48" wide ☐ A

54 54" wide ☐ A

60 60" wide ☐ A

66 66" wide ☐ A

72 72" wide ☐ A

### Prices for Steps 1-4.

		48	54	60	66	72
Y1130. A36	24	\$1048	1090	1133	1186	1253
	30	\$1095	1139	1183	1243	1303

### Step 5. Screen Finish

#### Smooth Paint

8Q	folkstone grey (CP)	<input type="checkbox"/> A	+\$0
91	white (CP)	<input type="checkbox"/> A	+\$0
98	studio white (CP)	<input type="checkbox"/> A	+\$0
CL	cool grey neutral	<input type="checkbox"/> A	+\$0
WL	warm stone (CP)	<input type="checkbox"/> A	+\$0
WN	warm grey neutral	<input type="checkbox"/> A	+\$0

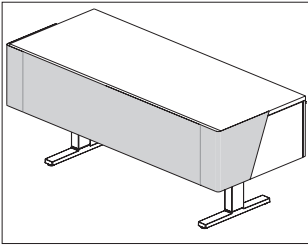
#### Metallic Paint

611	beige mist metallic (CP)	<input type="checkbox"/> A	+\$0
613	silver (CP)	<input type="checkbox"/> A	+\$0
SNA	satin aluminum	<input type="checkbox"/> A	+\$10
SNB	satin bronze	<input type="checkbox"/> A	+\$10
SNC	satin carbon	<input type="checkbox"/> A	+\$10
EH	metallic bronze	<input type="checkbox"/> A	+\$0

#### Sand Texture Paint

UBK	ultra black (CP)	<input type="checkbox"/> A	+\$0
G1	graphite (CP)	<input type="checkbox"/> A	+\$0

Vista Modesty Screen - Double Sided, Y1131.  
Height Adjustable Table



Product Information

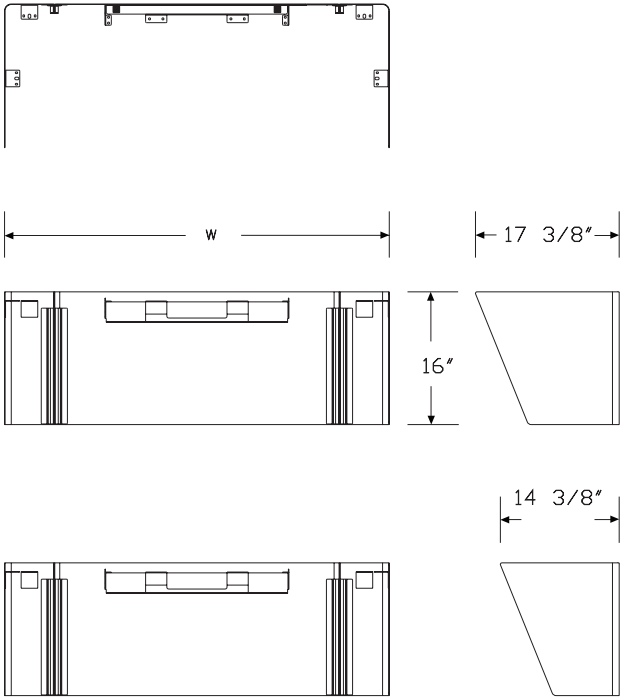
Description

This sheet metal modesty screen attaches to a Motia® Vista™ height adjustable table. The screen wraps around both ends of the work surface. Attachment hardware included.

Notes

Actual screen width is 2" less than specified width.  
Bottom edge of screen is 15" below top of work surface.  
Recommended mounting creates a 1" gap between back edge of surface and the screen to accommodate cable routing and the attachment or clamp-mounting of other hardware to the surface.  
There is enough clearance for an open frame screen (FG345.) to be mounted above the work surface. Order separately.

Dimensions



Specification Information

Step 1.

Y1131. A

Step 2. Depth

24 24" deep A  
30 30" deep A

Step 3. Width

48 48" wide A  
54 54" wide A  
60 60" wide A  
66 66" wide A  
72 72" wide A

Prices for Steps 1-3.

	48	54	60	66	72
Y1131. 24	\$853	873	891	972	1052
30	\$882	901	918	999	1083

Step 4. Screen Finish

Smooth Paint

8Q	folkstone grey (CP) A	+\$0
91	white (CP) A	+\$0
98	studio white (CP) A	+\$0
CL	cool grey neutral A	+\$0
WL	warm stone (CP) A	+\$0
WN	warm grey neutral A	+\$0

Metallic Paint

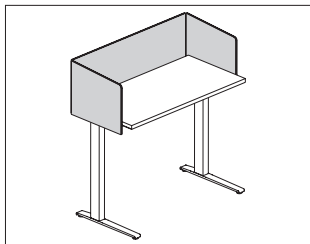
611	beige mist metallic (CP) A	+\$0
613	silver (CP) A	+\$0
SNA	satin aluminum A	+\$10
SNB	satin bronze A	+\$10
SNC	satin carbon A	+\$10
EH	metallic bronze A	+\$0

Sand Texture Paint

UBK	ultra black (CP) A	+\$0
G1	graphite (CP) A	+\$0

# Ambit™ Height Adjustable Table Screen, Thin Profile Fabric

Y1150.



## Product Information

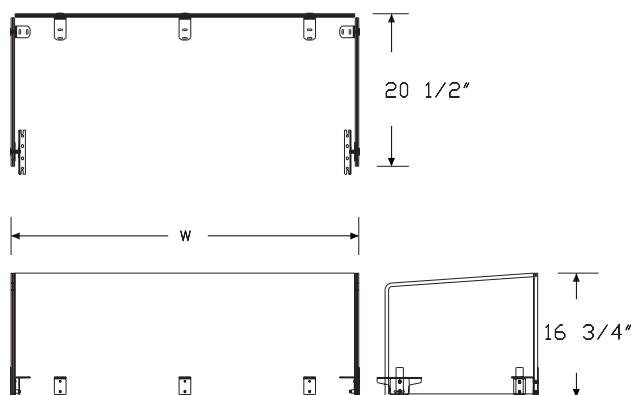
### Description

This environmentally friendly, surface-attached tackable screen attaches to an individual table, desk, or work surface. It has a frameless, all-fabric design with a flat edge, and comes in privacy and modesty sizes. Attachment hardware included.

### Notes

Privacy and modesty panel actual width is 2" less than specified width.  
For side-attached (S) privacy screens (A), (C), and (E), top edge is 13" above top of work surface; bottom edge is 3 3/4" below work surface.  
For side-attached (S) privacy & modesty screens (B), (D), and (F), top edge is 13" above top of work surface; bottom edge is 10" below work surface.  
For both top mount (T) and side mount (S) screens (A) and (B), top edge aligns with the 42"-high Canvas datum line.  
For both top mount (T) and side mount (S) screens (C) and (D), top edge aligns with the 46"-high Canvas datum line.  
For both top mount (T) and side mount (S) screens (E) and (F), top edge aligns with the 53"-high Canvas datum line.  
Side-attached (S) screens contain a center bracket.  
Side-attached (S) bracket finish is painted graphite; for top mount (T) screens bracket color is specified.

## Dimensions



## Specification Information

### Step 1.

Y1150.

### Step 2. Table Type

MT	Motia
NL	Nevi Link
NT	Nevi
RL	Renew Link
RT	Renew

### Step 3. Application

#### For Motia (MT), Nevi (NT), or Renew (RT)

L	left hand return
R	right hand return
S	back screen only
U	right and left return screen, U screen

#### For Nevi Link (NL) or Renew Link (RL)

L	left hand return
R	right hand return
U	right and left return screen, U screen

### Step 4. Attachment Method

#### For Motia (MT), Nevi (NT), or Renew (RT) with back screen only (S)

S attached on outside of work surface (for use with freestanding table)

#### For Motia (MT), Nevi (NT), or Renew (RT) with left hand return (L), right hand return (R), or right and left return screen, U screen (U)

S attached on outside of work surface (for use with freestanding table)  
T mounted on top of work surface (for benching applications)

#### For Nevi Link (NL) or Renew Link (RL) with left hand return (L), right hand return (R), or right and left return screen, U screen (U)

T mounted on top of work surface (for benching applications)

### Step 5. Height

#### For attached on outside of work surface (for use with freestanding table) (S)

A	privacy (42" high)
B	privacy & modesty (42" high/10" below surface)
C	privacy (46" high)
D	privacy & modesty (46" high/10" below surface)
E	privacy (53" high)
F	privacy & modesty (53" high/10" below surface)

# Ambit™ Height Adjustable Table

## Screen, Thin Profile Fabric *continued*

Thrive™ Screens

For mounted on top of work surface (for benching applications) (T)

A	privacy (42" high)
C	privacy (46" high)
E	privacy (53" high)

### Step 6. Width

For Motia (MT), Nevi (NT), or Renew (RT) with left hand return (L), right hand return (R), or right and left return screen, U screen (U) with privacy & modesty (42" high/10" below surface) (B) or privacy & modesty (46" high/10" below surface) (D)

48	48" wide
54	54" wide
60	60" wide
66	66" wide
72	72" wide

For Renew (RT) with back screen only (S) with privacy (42" high) (A), privacy & modesty (42" high/10" below surface) (B), privacy (46" high) (C), privacy & modesty (46" high/10" below surface) (D), privacy (53" high) (E), or privacy & modesty (53" high/10" below surface) (F)

36	36" wide
42	42" wide
48	48" wide
54	54" wide
60	60" wide
66	66" wide
72	72" wide

For Motia (MT) or Nevi (NT) with back screen only (S) with privacy (42" high) (A), privacy & modesty (42" high/10" below surface) (B), privacy (46" high) (C), privacy & modesty (46" high/10" below surface) (D), privacy (53" high) (E), or privacy & modesty (53" high/10" below surface) (F)

48	48" wide
54	54" wide
60	60" wide
66	66" wide
72	72" wide

For Motia (MT), Nevi (NT), or Renew (RT) with left hand return (L), right hand return (R), or right and left return screen, U screen (U) with privacy & modesty (53" high/10" below surface) (F)

48	48" wide
54	54" wide
60	60" wide
66	66" wide
72	72" wide

For Motia (MT), Nevi Link (NL), Nevi (NT), Renew Link (RL), or Renew (RT) with left hand return (L), right hand return (R), or right and left return screen, U screen (U) with privacy (42" high) (A) or privacy (46" high) (C)

48	48" wide
54	54" wide
60	60" wide
66	66" wide
72	72" wide

For Motia (MT), Nevi Link (NL), Nevi (NT), Renew Link (RL), or Renew (RT) with left hand return (L), right hand return (R), or right and left return screen, U screen (U) with privacy (53" high) (E)

48	48" wide
54	54" wide
60	60" wide
66	66" wide
72	72" wide

### Step 7. Table Depth

For left hand return (L), right hand return (R), or right and left return screen, U screen (U)

24	24" deep
30	30" deep

For back screen only (S)

00	no depth selection needed
----	---------------------------

### Step 8. Surface Material

R	tackable fabric, horizontal
---	-----------------------------

### Prices for Steps 1-8.

		SA3600R	SA4200R	SA4800R	SA4824R	SA4830R	SA5400R
Y1150.	MT L	—	—	—	\$835	848	—
	R	—	—	—	\$835	835	—
	S	—	—	\$590	—	—	627
	U	—	—	—	\$1117	1117	—
	NT L	—	—	—	\$835	835	—
	R	—	—	—	\$835	835	—
	S	—	—	\$590	—	—	627
	U	—	—	—	\$1117	1117	—
	RT L	—	—	—	\$835	835	—
	R	—	—	—	\$835	835	—
	S	\$513	551	590	—	—	627
	U	—	—	—	\$1117	1117	—



Ambit™ Height Adjustable Table  
Screen, Thin Profile Fabric *continued*

		SA5424R	SA5430R	SA6000R	SA6024R	SA6030R	SA6600R
Y1150. MT	L	\$897	919	—	937	972	—
	R	\$897	919	—	937	972	—
	S	—	—	\$680	—	—	713
	U	\$1201	1231	—	1250	1297	—
NT	L	\$897	919	—	937	972	—
	R	\$897	919	—	937	972	—
	S	—	—	\$680	—	—	713
	U	\$1201	1231	—	1250	1297	—
RT	L	\$897	919	—	937	972	—
	R	\$897	919	—	937	972	—
	S	—	—	\$680	—	—	713
	U	\$1201	1231	—	1250	1297	—
		SA6624R	SA6630R	SA7200R	SA7224R	SA7230R	SB3600R
Y1150. MT	L	\$968	1017	—	1011	1071	—
	R	\$968	1017	—	1011	1071	—
	S	—	—	\$759	—	—	—
	U	\$1294	1358	—	1352	1433	—
NT	L	\$968	1017	—	1011	1071	—
	R	\$968	1017	—	1011	1071	—
	S	—	—	\$759	—	—	—
	U	\$1294	1358	—	1352	1433	—
RT	L	\$968	1017	—	1011	1071	—
	R	\$968	1017	—	1011	1071	—
	S	—	—	\$759	—	—	571
	U	\$1294	1358	—	1352	1433	—
		SB4200R	SB4800R	SB4824R	SB4830R	SB5400R	SB5424R
Y1150. MT	L	—	—	\$860	901	—	923
	R	—	—	\$860	860	—	923
	S	—	\$644	—	—	678	—
	U	—	—	\$1151	1151	—	1236
NT	L	—	—	\$860	860	—	923
	R	—	—	\$860	860	—	923
	S	—	\$644	—	—	678	—
	U	—	—	\$1151	1151	—	1236
RT	L	—	—	\$860	860	—	923
	R	—	—	\$860	860	—	923
	S	\$611	644	—	—	678	—
	U	—	—	\$1151	1151	—	1236
		SB5430R	SB6000R	SB6024R	SB6030R	SB6600R	SB6624R
Y1150. MT	L	\$946	—	961	997	—	995
	R	\$946	—	961	997	—	995
	S	—	\$701	—	—	765	—
	U	\$1266	—	1285	1331	—	1329

NT	L	\$946	—	961	997	—	995
	R	\$946	—	961	997	—	995
	S	—	\$701	—	—	765	—
	U	\$1266	—	1285	1331	—	1329
RT	L	\$946	—	961	997	—	995
	R	\$946	—	961	997	—	995
	S	—	\$701	—	—	765	—
	U	\$1266	—	1285	1331	—	1329
		SB6630R	SB7200R	SB7224R	SB7230R	SC3600R	SC4200R
Y1150. MT	L	\$1042	—	1036	1098	—	—
	R	\$1042	—	1036	1098	—	—
	S	—	\$823	—	—	—	—
	U	\$1392	—	1385	1468	—	—
NT	L	\$1042	—	1036	1098	—	—
	R	\$1042	—	1036	1098	—	—
	S	—	\$823	—	—	—	—
	U	\$1392	—	1385	1468	—	—
RT	L	\$1042	—	1036	1098	—	—
	R	\$1042	—	1036	1098	—	—
	S	—	\$823	—	—	588	647
	U	\$1392	—	1385	1468	—	—
		SC4800R	SC4824R	SC4830R	SC5400R	SC5424R	SC5430R
Y1150. MT	L	—	\$960	960	—	1024	1047
	R	—	\$960	960	—	1024	1047
	S	\$726	—	—	764	—	—
	U	—	\$1285	1285	—	1369	1398
NT	L	—	\$960	960	—	1024	1047
	R	—	\$960	960	—	1024	1047
	S	\$726	—	—	764	—	—
	U	—	\$1285	1285	—	1369	1398
RT	L	—	\$960	960	—	1024	1047
	R	—	\$960	960	—	1024	1047
	S	\$726	—	—	764	—	—
	U	—	\$1285	1285	—	1369	1398
		SC6000R	SC6024R	SC6030R	SC6600R	SC6624R	SC6630R
Y1150. MT	L	—	\$1062	1097	—	1094	1141
	R	—	\$1062	1097	—	1094	1141
	S	\$854	—	—	898	—	—
	U	—	\$1419	1465	—	1463	1527
NT	L	—	\$1062	1097	—	1094	1141
	R	—	\$1062	1097	—	1094	1141
	S	\$854	—	—	898	—	—
	U	—	\$1419	1465	—	1463	1527

Thrive™ Screens

Ambit™ Height Adjustable Table  
Screen, Thin Profile Fabric *continued*

Thrive™ Screens

RT	L	—	\$1062	1097	—	1094	1141
	R	—	\$1062	1097	—	1094	1141
	S	\$854	—	—	898	—	—
	U	—	\$1419	1465	—	1463	1527
		SC7200R	SC7224R	SC7230R	SD3600R	SD4200R	SD4800R
Y1150. MT	L	—	\$1136	1199	—	—	—
	R	—	\$1136	1199	—	—	—
	S	\$962	—	—	—	—	825
	U	—	\$1519	1602	—	—	—
NT	L	—	\$1136	1199	—	—	—
	R	—	\$1136	1199	—	—	—
	S	\$962	—	—	—	—	825
	U	—	\$1519	1602	—	—	—
RT	L	—	\$1136	1199	—	—	—
	R	—	\$1136	1199	—	—	—
	S	\$962	—	—	776	793	825
	U	—	\$1519	1602	—	—	—
		SD4824R	SD4830R	SD5400R	SD5424R	SD5430R	SD6000R
Y1150. MT	L	\$977	977	—	1040	1062	—
	R	\$977	977	—	1040	1062	—
	S	—	—	\$848	—	—	940
	U	\$1308	1308	—	1391	1421	—
NT	L	\$977	977	—	1040	1062	—
	R	\$977	977	—	1040	1062	—
	S	—	—	\$848	—	—	940
	U	\$1308	1308	—	1391	1421	—
RT	L	\$977	977	—	1040	1062	—
	R	\$977	977	—	1040	1062	—
	S	—	—	\$848	—	—	940
	U	\$1308	1308	—	1391	1421	—
		SD6024R	SD6030R	SD6600R	SD6624R	SD6630R	SD7200R
Y1150. MT	L	\$1077	1112	—	1110	1158	—
	R	\$1077	1112	—	1110	1158	—
	S	—	—	\$1017	—	—	1058
	U	\$1441	1488	—	1486	1549	—
NT	L	\$1077	1112	—	1110	1158	—
	R	\$1077	1112	—	1110	1158	—
	S	—	—	\$1017	—	—	1058
	U	\$1441	1488	—	1486	1549	—
RT	L	\$1077	1112	—	1110	1158	—
	R	\$1077	1112	—	1110	1158	—
	S	—	—	\$1017	—	—	1058
	U	\$1441	1488	—	1486	1549	—

		SD7224R	SD7230R	SE3600R	SE4200R	SE4800R	SE4824R
Y1150. MT	L	\$1153	1214	—	—	—	1043
	R	\$1153	1214	—	—	—	1043
	S	—	—	—	—	\$856	—
	U	\$1541	1624	—	—	—	1396
NT	L	\$1153	1214	—	—	—	1043
	R	\$1153	1214	—	—	—	1043
	S	—	—	—	—	\$856	—
	U	\$1541	1624	—	—	—	1396
RT	L	\$1153	1214	—	—	—	1043
	R	\$1153	1214	—	—	—	1043
	S	—	—	\$704	827	856	—
	U	\$1541	1624	—	—	—	1396
		SE4830R	SE5400R	SE5424R	SE5430R	SE6000R	SE6024R
Y1150. MT	L	\$1043	—	1106	1129	—	1143
	R	\$1043	—	1106	1129	—	1143
	S	—	\$878	—	—	917	—
	U	\$1396	—	1480	1509	—	1530
NT	L	\$1043	—	1106	1129	—	1143
	R	\$1043	—	1106	1129	—	1143
	S	—	\$878	—	—	917	—
	U	\$1396	—	1480	1509	—	1530
RT	L	\$1043	—	1106	1129	—	1143
	R	\$1043	—	1106	1129	—	1143
	S	—	\$878	—	—	917	—
	U	\$1396	—	1480	1509	—	1530
		SE6030R	SE6600R	SE6624R	SE6630R	SE7200R	SE7224R
Y1150. MT	L	\$1179	—	1177	1223	—	1219
	R	\$1179	—	1177	1223	—	1219
	S	—	\$1000	—	—	1065	—
	U	\$1577	—	1574	1638	—	1630
NT	L	\$1179	—	1177	1223	—	1219
	R	\$1179	—	1177	1223	—	1219
	S	—	\$1000	—	—	1065	—
	U	\$1577	—	1574	1638	—	1630
RT	L	\$1179	—	1177	1223	—	1219
	R	\$1179	—	1177	1223	—	1219
	S	—	\$1000	—	—	1065	—
	U	\$1577	—	1574	1638	—	1630
		SE7230R	SF3600R	SF4200R	SF4800R	SF4824R	SF4830R
Y1150. MT	L	\$1281	—	—	—	1128	1128
	R	\$1281	—	—	—	1128	1128
	S	—	—	—	\$869	—	—
	U	\$1713	—	—	—	1507	1507

Ambit™ Height Adjustable Table  
Screen, Thin Profile Fabric *continued*

	NT	L	\$1281	—	—	—	1128	1128
	R		\$1281	—	—	—	1128	1128
	S		—	—	—	\$869	—	—
	U		\$1713	—	—	—	1507	1507
	RT	L	\$1281	—	—	—	1128	1128
	R		\$1281	—	—	—	1128	1128
	S		—	\$843	848	869	—	—
	U		\$1713	—	—	—	1507	1507
			SF5400R	SF5424R	SF5430R	SF6000R	SF6024R	SF6030R
Y1150.	MT	L	—	\$1192	1212	—	1229	1265
	R		—	\$1192	1212	—	1229	1265
	S		\$879	—	—	974	—	—
	U		—	\$1592	1622	—	1641	1688
	NT	L	—	\$1192	1212	—	1229	1265
	R		—	\$1192	1212	—	1229	1265
	S		\$879	—	—	974	—	—
	U		—	\$1592	1622	—	1641	1688
	RT	L	—	\$1192	1212	—	1229	1265
	R		—	\$1192	1212	—	1229	1265
	S		\$879	—	—	974	—	—
	U		—	\$1592	1622	—	1641	1688
			SF6600R	SF6624R	SF6630R	SF7200R	SF7224R	SF7230R
Y1150.	MT	L	—	\$1261	1309	—	1304	1364
	R		—	\$1261	1309	—	1304	1364
	S		\$1023	—	—	1236	—	—
	U		—	\$1686	1749	—	1741	1825
	NT	L	—	\$1261	1309	—	1304	1364
	R		—	\$1261	1309	—	1304	1364
	S		\$1023	—	—	1236	—	—
	U		—	\$1686	1749	—	1741	1825
	RT	L	—	\$1261	1309	—	1304	1364
	R		—	\$1261	1309	—	1304	1364
	S		\$1023	—	—	1236	—	—
	U		—	\$1686	1749	—	1741	1825
			TA4824R	TA4830R	TA5424R	TA5430R	TA6024R	TA6030R
Y1150.	MT	L	\$835	835	897	919	937	972
	R		\$835	835	897	919	937	972
	U		\$1117	1117	1201	1231	1250	1297
	NL	L	\$835	835	897	919	937	972
	R		\$835	835	897	919	937	972
	U		\$1117	1117	1201	1231	1250	1297
	NT	L	\$835	835	897	919	937	972
	R		\$835	835	897	919	937	972
	U		\$1117	1117	1201	1231	1250	1297

	RL	L	\$835	835	897	919	937	972
	R		\$835	835	897	919	937	972
	U		\$1117	1117	1201	1231	1250	1297
	RT	L	\$835	835	897	919	937	972
	R		\$835	835	897	919	937	972
	U		\$1117	1117	1201	1231	1250	1297
			TA6624R	TA6630R	TA7224R	TA7230R	TC4824R	TC4830R
Y1150.	MT	L	\$968	1017	1011	1071	960	960
	R		\$968	1017	1011	1071	960	960
	U		\$1294	1358	1352	1433	1285	1285
	NL	L	\$968	1017	1011	1071	960	960
	R		\$968	1017	1011	1071	960	960
	U		\$1294	1358	1352	1433	1285	1285
	NT	L	\$968	1017	1011	1071	960	960
	R		\$968	1017	1011	1071	960	960
	U		\$1294	1358	1352	1433	1285	1285
	RL	L	\$968	1017	1011	1071	960	960
	R		\$968	1017	1011	1071	960	960
	U		\$1294	1358	1352	1433	1285	1285
	RT	L	\$968	1017	1011	1071	960	960
	R		\$968	1017	1011	1071	960	960
	U		\$1294	1358	1352	1433	1285	1285
			TC5424R	TC5430R	TC6024R	TC6030R	TC6624R	TC6630R
Y1150.	MT	L	\$1024	1047	1062	1097	1094	1141
	R		\$1024	1047	1062	1097	1094	1141
	U		\$1369	1398	1419	1465	1463	1527
	NL	L	\$1024	1047	1062	1097	1094	1141
	R		\$1024	1047	1062	1097	1094	1141
	U		\$1369	1398	1419	1465	1463	1527
	NT	L	\$1024	1047	1062	1097	1094	1141
	R		\$1024	1047	1062	1097	1094	1141
	U		\$1369	1398	1419	1465	1463	1527
	RL	L	\$1024	1047	1062	1097	1094	1141
	R		\$1024	1047	1062	1097	1094	1141
	U		\$1369	1398	1419	1465	1463	1527
	RT	L	\$1024	1047	1062	1097	1094	1141
	R		\$1024	1047	1062	1097	1094	1141
	U		\$1369	1398	1419	1465	1463	1527
			TC7224R	TC7230R	TE4824R	TE4830R	TE5424R	TE5430R
Y1150.	MT	L	\$1136	1199	1043	1043	1106	1129
	R		\$1136	1199	1043	1043	1106	1129
	U		\$1519	1602	1396	1396	1480	1509

Thrive™ Screens

# Ambit™ Height Adjustable Table

## Screen, Thin Profile Fabric *continued*

Thrive™ Screens

Thrive™ Screens	NL	L	\$1136	1199	1043	1043	1106	1129
		R	\$1136	1199	1043	1043	1106	1129
		U	\$1519	1602	1396	1396	1480	1509
	NT	L	\$1136	1199	1043	1043	1106	1129
		R	\$1136	1199	1043	1043	1106	1129
		U	\$1519	1602	1396	1396	1480	1509
	RL	L	\$1136	1199	1043	1043	1106	1129
		R	\$1136	1199	1043	1043	1106	1129
		U	\$1519	1602	1396	1396	1480	1509
	RT	L	\$1136	1199	1043	1043	1106	1129
		R	\$1136	1199	1043	1043	1106	1129
		U	\$1519	1602	1396	1396	1480	1509
			TE6024R	TE6030R	TE6624R	TE6630R	TE7224R	TE7230R
	Y1150. MT	L	\$1143	1179	1177	1223	1219	1281
		R	\$1143	1179	1177	1223	1219	1281
		U	\$1530	1577	1574	1638	1630	1713
	NL	L	\$1143	1179	1177	1223	1219	1281
		R	\$1143	1179	1177	1223	1219	1281
		U	\$1530	1577	1574	1638	1630	1713
	NT	L	\$1143	1179	1177	1223	1219	1281
		R	\$1143	1179	1177	1223	1219	1281
		U	\$1530	1577	1574	1638	1630	1713
	RL	L	\$1143	1179	1177	1223	1219	1281
		R	\$1143	1179	1177	1223	1219	1281
		U	\$1530	1577	1574	1638	1630	1713
	RT	L	\$1143	1179	1177	1223	1219	1281
		R	\$1143	1179	1177	1223	1219	1281
		U	\$1530	1577	1574	1638	1630	1713

### Step 9. Fabric

Price Category 1	+\$0
Price Category 2	+\$31
Price Category 3	+\$71
Price Category 4	+\$134
Price Category 5	+\$220
Price Category B	+\$120
Price Category C	+\$160
Price Category E	+\$220

### Step 10. Corner Cover Options

*For mounted on top of work surface (for benching applications)*  
(T)

UBK	ultra black (CP)	+\$0
8Q	folkstone grey (CP)	+\$0
91	white (CP)	+\$0
98	studio white (CP)	+\$0
CL	cool grey neutral	+\$0
DB3	glacier	+\$10
DN2	nightfall	+\$10
DR1	canyon	+\$10
G1	graphite (CP)	+\$0
OLF	olive	+\$10
WN	warm grey	+\$0

### Step 11. Bracket Color Options

*For mounted on top of work surface (for benching applications)*  
(T)

611	beige mist metallic (CP)	+\$0
613	silver (CP)	+\$0
UBK	ultra black (CP)	+\$0
8Q	folkstone grey (CP)	+\$0
91	white (CP)	+\$0
98	studio white (CP)	+\$0
G1	graphite (CP)	+\$0
WL	warm stone (CP)	+\$0
WN	warm grey neutral	+\$0
DB3	glacier	+\$10
DN2	nightfall	+\$10
DR1	canyon	+\$10
OLF	olive	+\$10
SNA	satin aluminum	+\$10
SNB	satin bronze	+\$10
SNC	satin carbon	+\$10

### Step 12. Screen Accessories

NN	none	+\$0
NH	name tag holder (YT410)	+\$43
MB	24" painted metal markerboard (Y1124.DP)	+\$170
ML	30" painted metal markerboard (Y1124.DP)	+\$182
DM	24" writeable markerboard (Y1124.DM)	+\$238
DL	30" writeable markerboard (Y1124.DM)	+\$265

### Step 13. Screen Accessory Finish

*For name tag holder (YT410) (NH)*

613	silver (CP)	+\$0
-----	-------------	------

Ambit™ Height Adjustable Table  
Screen, Thin Profile Fabric *continued*

For 24" painted metal markerboard (Y1124.DP) (MB), 30" painted metal markerboard (Y1124.DP) (ML), 24" writeable markerboard (Y1124.DM) (DM), or 30" writeable markerboard (Y1124.DM) (DL)

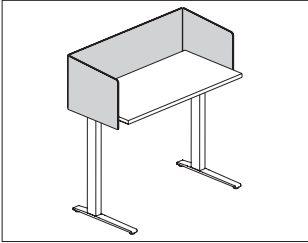
<b>611</b>	beige mist metallic (CP)	+\$0
<b>613</b>	silver (CP)	+\$0
<b>SNA</b>	satın aluminum	+\$10
<b>SNB</b>	satın bronze	+\$10
<b>SNC</b>	satın carbon	+\$10

For 24" painted metal markerboard (Y1124.DP) (MB), 30" painted metal markerboard (Y1124.DP) (ML), 24" writeable markerboard (Y1124.DM) (DM), or 30" writeable markerboard (Y1124.DM) (DL)

<b>8Q</b>	folkstone grey (CP)	+\$0
<b>91</b>	white (CP)	+\$0
<b>98</b>	studio white (CP)	+\$0
<b>G1</b>	graphite (CP)	+\$0
<b>UBK</b>	ultra black (CP)	+\$0
<b>WL</b>	warm stone (CP)	+\$0
<b>WN</b>	warm grey neutral	+\$0

Ambit™ Height Adjustable Table  
Screen, PET

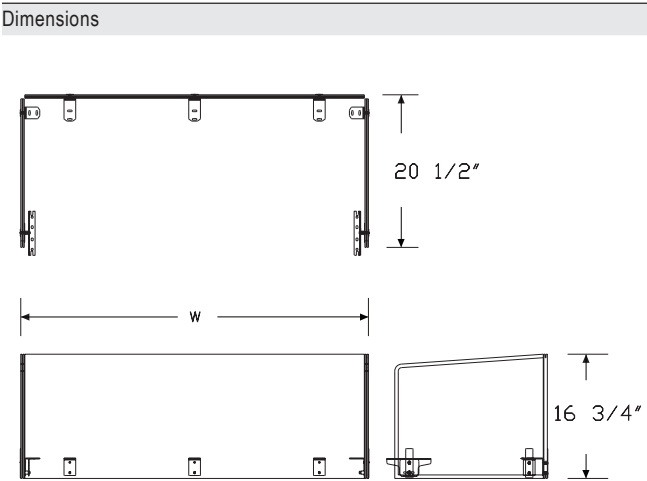
Y1155.



Product Information

Description

This surface-attached tackable screen attaches to an individual table, desk, or work surface. It has a frameless PET design with a flat edge and comes in privacy and modesty sizes. Attachment hardware included.



Thrive™ Screens

Specification Information

Step 1.

Y1155.

Step 2. Table Type

MT	Motia
NL	Nevi Link
NT	Nevi
RL	Renew Link
RT	Renew

Step 3. Application

For Motia (MT), Nevi (NT), or Renew (RT)

L	left hand return
R	right hand return
U	right and left return screen, U screen

For Nevi Link (NL) or Renew Link (RL)

L	left hand return
R	right hand return
U	right and left return screen, U screen

Step 4. Attachment Method

For Motia (MT), Nevi (NT), or Renew (RT) with left hand return (L), right hand return (R), or right and left return screen, U screen (U)

S	attached on outside of work surface (for use with freestanding table)
T	mounted on top of work surface (for benching applications)

For Nevi Link (NL) or Renew Link (RL) with left hand return (L), right hand return (R), or right and left return screen, U screen (U)

T	mounted on top of work surface (for benching applications)
---	--

Step 5. Height

For attached on outside of work surface (for use with freestanding table) (S)

A	privacy (42" high)
B	privacy & modesty (42" high/10" below surface)
C	privacy (46" high)
D	privacy & modesty (46" high/10" below surface)

For mounted on top of work surface (for benching applications) (T)

A	privacy (42" high)
C	privacy (46" high)

# Ambit™ Height Adjustable Table

## Screen, PET *continued*

### Step 6. Width

<b>48</b>	48" wide
<b>54</b>	54" wide
<b>60</b>	60" wide
<b>66</b>	66" wide
<b>72</b>	72" wide

### Step 7. Table Depth

<b>24</b>	24" deep
<b>30</b>	30" deep

### Prices for Steps 1-7.

		SA4824	SA4830	SA5424	SA5430	SA6024	SA6030
Y1155. MT	L	\$946	946	968	968	1001	1001
	R	\$946	946	968	968	1001	1001
	U	\$1057	1057	1135	1135	1168	1168
NT	L	\$946	946	968	968	1001	1001
	R	\$946	946	968	968	1001	1001
	U	\$1057	1057	1135	1135	1168	1168
RT	L	\$946	946	968	968	1001	1001
	R	\$946	946	968	968	1001	1001
	U	\$1057	1057	1135	1135	1168	1168

		SA6624	SA6630	SA7224	SA7230	SB4824	SB4830
Y1155. MT	L	\$1024	1024	1047	1047	980	980
	R	\$1024	1024	1047	1047	980	980
	U	\$1279	1279	1613	1613	1279	1279
NT	L	\$1024	1024	1047	1047	980	980
	R	\$1024	1024	1047	1047	980	980
	U	\$1279	1279	1613	1613	1279	1279
RT	L	\$1024	1024	1047	1047	980	980
	R	\$1024	1024	1047	1047	980	980
	U	\$1279	1279	1613	1613	1279	1279

		SB5424	SB5430	SB6024	SB6030	SB6624	SB6630
Y1155. MT	L	\$1013	1013	1034	1034	1068	1068
	R	\$1013	1013	1034	1034	1068	1068
	U	\$1335	1335	1391	1391	1613	1613
NT	L	\$1013	1013	1034	1034	1068	1068
	R	\$1013	1013	1034	1034	1068	1068
	U	\$1335	1335	1391	1391	1613	1613
RT	L	\$1013	1013	1034	1034	1068	1068
	R	\$1013	1013	1034	1034	1068	1068
	U	\$1335	1335	1391	1391	1613	1613

		SB7224	SB7230	SC4824	SC4830	SC5424	SC5430
Y1155. MT	L	\$1091	1091	1001	1001	1024	1024
	R	\$1091	1091	1001	1001	1024	1024
	U	\$1693	1693	1335	1335	1391	1391
NT	L	\$1091	1091	1001	1001	1024	1024
	R	\$1091	1091	1001	1001	1024	1024
	U	\$1693	1693	1335	1335	1391	1391
RT	L	\$1091	1091	1001	1001	1024	1024
	R	\$1091	1091	1001	1001	1024	1024
	U	\$1693	1693	1335	1335	1391	1391

		SC6024	SC6030	SC6624	SC6630	SC7224	SC7230
Y1155. MT	L	\$1047	1047	1068	1068	1091	1091
	R	\$1047	1047	1068	1068	1091	1091
	U	\$1446	1446	1557	1557	1668	1668
NT	L	\$1047	1047	1068	1068	1091	1091
	R	\$1047	1047	1068	1068	1091	1091
	U	\$1446	1446	1557	1557	1668	1668
RT	L	\$1047	1047	1047	1047	1091	1091
	R	\$1047	1047	1047	1047	1091	1091
	U	\$1446	1446	1557	1557	1668	1668

		SD4824	SD4830	SD5424	SD5430	SD6024	SD6030
Y1155. MT	L	\$1441	1441	1452	1452	1502	1502
	R	\$1441	1441	1452	1452	1502	1502
	U	\$1557	1557	1668	1668	1779	1779
NT	L	\$1441	1441	1452	1452	1502	1502
	R	\$1441	1441	1452	1452	1502	1502
	U	\$1557	1557	1668	1668	1779	1779
RT	L	\$1441	1441	1452	1452	1502	1502
	R	\$1441	1441	1452	1452	1502	1502
	U	\$1557	1557	1668	1668	1779	1779

		SD6624	SD6630	SD7224	SD7230	TA4824	TA4830
Y1155. MT	L	\$1563	1563	1674	1674	848	849
	R	\$1563	1563	1674	1674	848	849
	U	\$2001	2001	2223	2223	898	899
NL	L	—	—	—	—	\$848	849
	R	—	—	—	—	\$848	849
	U	—	—	—	—	\$898	899
NT	L	\$1562	1563	1674	1674	848	849
	R	\$1563	1563	1674	1674	848	849
	U	\$2001	2001	2223	2223	898	899
RL	L	—	—	—	—	\$848	849
	R	—	—	—	—	\$848	849
	U	—	—	—	—	\$898	899

Ambit™ Height Adjustable Table  
Screen, PET *continued*

Thrive™ Screens

	RT	L	\$1563	1563	1674	1674	848	849
		R	\$1563	1563	1674	1674	848	849
		U	\$2001	2001	2223	2223	898	899
			TA5424	TA5430	TA6024	TA6030	TA6624	TA6630
Y1155.	MT	L	\$856	856	890	890	930	930
		R	\$856	856	890	890	930	930
		U	\$902	902	1009	1010	1012	1012
	NL	L	\$856	856	890	890	930	930
		R	\$856	856	890	890	930	930
		U	\$902	902	1009	1010	1012	1012
	NT	L	\$856	856	890	890	930	930
		R	\$856	856	890	890	930	930
		U	\$902	902	1009	1010	1012	1012
	RL	L	\$856	856	890	890	930	930
		R	\$856	856	890	890	930	930
		U	\$902	902	1009	1010	1012	1012
	RT	L	\$856	856	890	890	930	930
		R	\$856	856	890	890	930	930
		U	\$902	902	1009	1010	1012	1012
			TA7224	TA7230	TC4824	TC4830	TC5424	TC5430
Y1155.	MT	L	\$970	972	958	959	980	980
		R	\$970	972	958	959	980	980
		U	\$1018	1019	1009	1010	1012	1012
	NL	L	\$970	972	958	959	980	980
		R	\$970	972	958	959	980	980
		U	\$1018	1019	1009	1010	1012	1012
	NT	L	\$970	972	958	959	980	980
		R	\$970	972	958	959	980	980
		U	\$1018	1019	1009	1010	1012	1012
	RL	L	\$970	972	958	958	980	980
		R	\$970	972	958	958	980	980
		U	\$1018	1019	1009	1010	1012	1012
	RT	L	\$970	972	958	959	980	980
		R	\$970	972	958	959	980	980
		U	\$1018	1019	1009	1010	1012	1012
			TC6024	TC6030	TC6624	TC6630	TC7224	TC7230
Y1155.	MT	L	\$1013	1013	1057	1057	1132	1132
		R	\$1013	1013	1057	1057	1132	1132
		U	\$1190	1192	1194	1194	1364	1371
	NL	L	\$1013	1013	1057	1057	1132	1132
		R	\$1013	1013	1057	1057	1132	1132
		U	\$1190	1192	1194	1194	1371	1372

	NT	L	\$1013	1013	1057	1057	1132	1132
		R	\$1013	1013	1057	1057	1132	1132
		U	\$1190	1192	1194	1194	1364	1371
	RL	L	\$1013	1013	1057	1057	1132	1132
		R	\$1013	1013	1057	1057	1132	1132
		U	\$1190	1192	1194	1194	1371	1372
	RT	L	\$1013	1013	1057	1057	1132	1132
		R	\$1013	1013	1057	1057	1132	1132
		U	\$1190	1192	1194	1194	1364	1371

Step 8. Material

PHN	heathered nightfall	+\$0
PHO	heathered olive	+\$0
PLG	cool heathered grey	+\$0

Step 9. Bracket Color Options

*For mounted on top of work surface (for benching applications)*

(T)

98	studio white (CP)	+\$0
CRB	carbon (CP)	+\$0
DN2	nightfall	+\$10
OLF	olive	+\$10
UBK	ultra black (CP)	+\$0

Step 10. Screen Accessories

MB	24" painted metal markerboard (Y1124.DP)	+\$170
NN	none	+\$0
NH	name tag holder (YT410)	+\$43
ML	30" painted metal markerboard (Y1124.DP)	+\$182
DM	24" writeable markerboard (Y1124.DM)	+\$238
DL	30" writeable markerboard (Y1124.DM)	+\$265

Step 11. Screen Accessory Finish

*For name tag holder (YT410) (NH)*

613	silver (CP)	+\$0
-----	-------------	------

*For 24" painted metal markerboard (Y1124.DP) (MB), 30" painted metal markerboard (Y1124.DP) (ML), 24" writeable markerboard (Y1124.DM) (DM), or 30" writeable markerboard (Y1124.DM) (DL)*

611	beige mist metallic (CP)	+\$0
613	silver (CP)	+\$0
SNA	satin aluminum	+\$10
SNB	satin bronze	+\$10
SNC	satin carbon	+\$10



# Ambit™ Height Adjustable Table

## Screen, PET *continued*

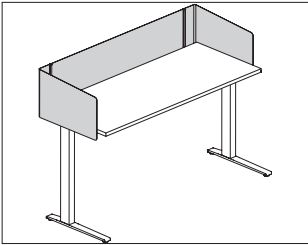
For 24" painted metal markerboard (Y1124.DP) (MB), 30" painted metal markerboard (Y1124.DP) (ML), 24" writeable markerboard (Y1124.DM) (DM), or 30" writeable markerboard (Y1124.DM) (DL)

<b>8Q</b>	folkstone grey (CP)	+\$0
<b>91</b>	white (CP)	+\$0
<b>98</b>	studio white (CP)	+\$0
<b>G1</b>	graphite (CP)	+\$0
<b>UBK</b>	ultra black (CP)	+\$0
<b>WL</b>	warm stone (CP)	+\$0
<b>WN</b>	warm grey neutral	+\$0

Ambit™ Height Adjustable Table

Y1160.

Screen, Metal



Product Information

Description

This surface-attached screen attaches to the work surface of a freestanding table. It is painted metal and comes in privacy size. An optional magnetic screen liner is user-adjustable without tools. Screen attachment hardware included.

Notes

Privacy panel actual width is 2" less than specified width.

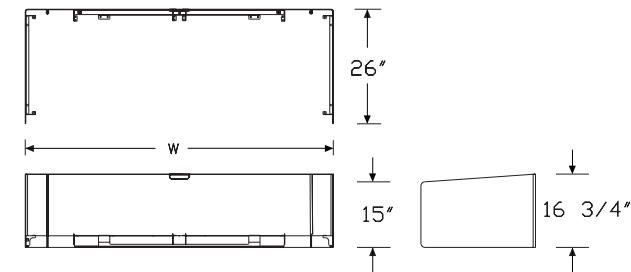
Privacy screen (A) top edge is 13" above top of work surface.

Privacy screen (A) top edge aligns with the 42"-high Canvas datum line; bottom edge is 4" below work surface.

Screens 54" wide and wider include an additional 1"-wide center mounting bracket.

Attachment bracket finish is painted graphite.

Dimensions



Specification Information

Step 1.

Y1160.

Step 2. Table Type	
MT	Motia
NT	Nevi
RT	Renew

Step 3. Application	
U	right and left return screen, U screen

Step 4. Attachment Method	
S	attached on outside of work surface (for use with freestanding table)

Step 5. Height	
A	privacy (42" high)

Step 6. Width	
48	48" wide
54	54" wide
60	60" wide
66	66" wide
72	72" wide

Step 7. Table Depth	
30	30" deep

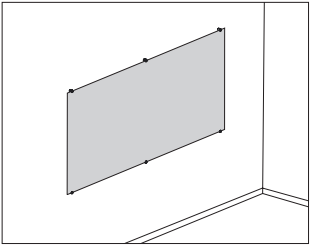
Step 8. Screen Liner	
M	magnetic liner
N	none

Prices for Steps 1-8.		SA4830M	SA4830N	SA5430M	SA5430N	SA6030M	SA6030N
Y1160.	MT U	\$1528	864	1545	881	1564	901
	NT U	\$1528	864	1545	881	1564	901
	RT U	\$1528	864	1545	881	1564	901
		SA6630M	SA6630N	SA7230M	SA7230N		
Y1160.	MT U	\$1601	938	1753	1090		
	NT U	\$1601	938	1753	1090		
	RT U	\$1601	938	1753	1090		

# Ambit™ Height Adjustable Table

## Screen, Metal *continued*

Step 9. Surface Finish		
<b>611</b>	beige mist metallic (CP)	+\$0
<b>613</b>	silver (CP)	+\$0
<b>SNA</b>	satin aluminum	+\$60
<b>SNB</b>	satin bronze	+\$60
<b>SNC</b>	satin carbon	+\$60
<b>8Q</b>	folkstone grey (CP)	+\$0
<b>91</b>	white (CP)	+\$0
<b>98</b>	studio white (CP)	+\$0
<b>DB3</b>	glacier	+\$50
<b>DN2</b>	nightfall	+\$50
<b>DR1</b>	canyon	+\$50
<b>G1</b>	graphite (CP)	+\$0
<b>OLF</b>	olive	+\$50
<b>UBK</b>	ultra black (CP)	+\$0
<b>WL</b>	warm stone (CP)	+\$0
<b>WN</b>	warm grey neutral	+\$0
Step 10. Magnetic Screen Liner Finish		
<i>For magnetic liner (M)</i>		
Price Category 4		+\$0
Step 11. Screen Accessories		
<b>NH</b>	name tag holder (YT410)	+\$39
<b>NN</b>	none	+\$0
Step 12. Screen Accessory Finish		
<i>For name tag holder (YT410) (NH)</i>		
<b>613</b>	silver (CP)	+\$0



Product Information

Description

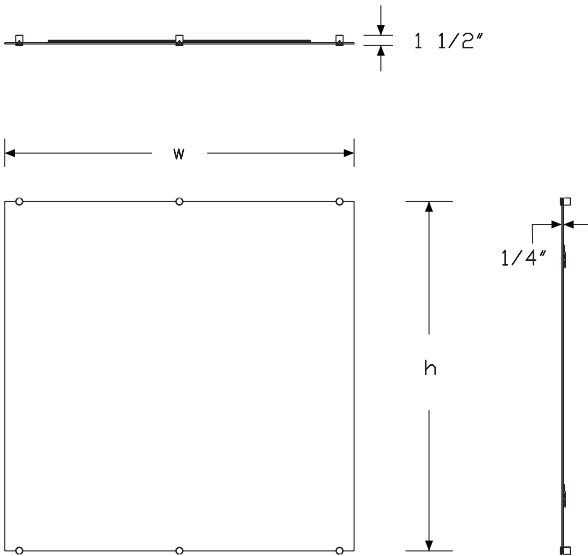
This glass white board is designed to mount to an architectural wall. It provides writable surface that can be magnetic or nonmagnetic.

Notes

Attachment hardware not included. Hardware depends on type of wall intended for attachment.

For magnetic performance, rare earth magnets (Y7234.) are required. Order separately.

Dimensions



Specification Information

Step 1.

Y7232.

Step 2. Corner Profile

S square corner

Step 3. Height

24 24" high  
36 36" high  
48 48" high

Step 4. Width

For 24" high (24)

36 36" wide

For 36" high (36)

48 48" wide

For 48" high (48)

48 48" wide  
60 60" wide  
72 72" wide  
96 96" wide

Step 5. Type

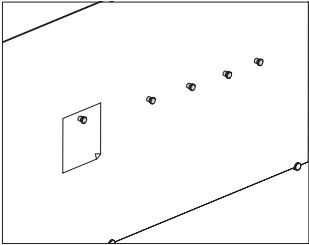
M magnetic  
N non-magnetic

Prices for Steps 1-5.

			36M	36N	48M	48N	60M	60N
Y7232.	S	24	\$1160	1082	—	—	—	—
		36	—	—	\$2389	2223	—	—
		48	—	—	\$3432	3190	4326	4023
					72M	72N	96M	96N
Y7232.	S	48			\$5221	4855	6933	6451

Step 6. Attachment Method

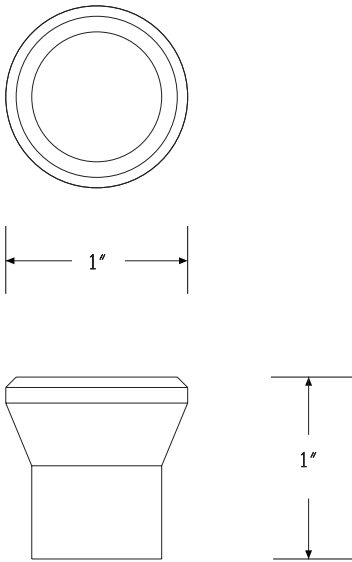
1 edge grip clip +\$0  
2 rear hanger bracket +\$0



Product Information
Description
These magnets are intended to be used with the glass white board and are available in several colors. Package includes 5 magnets of the specified color.
Notes
Order glass white board (Y7232.) separately.
Dimensions

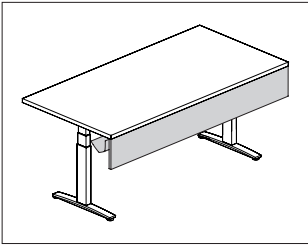
Specification Information
Step 1.
Y7234. <span>A</span> \$207
Step 2. Finish
OH black <span>A</span> +\$0
OJ white <span>A</span> +\$0
OL red <span>A</span> +\$0

Thrive™ Screens



Modesty Panel

Y1113.



Product Information

Description

This modesty panel attaches to a table, desk, peninsula, or work surface. It has a solid MDF core with a laminate or veneer surface, aluminum top rail and attachment brackets. Cable trough is optional. Attachment hardware included.

Notes

Specify modesty panel to be equal to surface width, or 6" less than surface width of a height adjustable table.

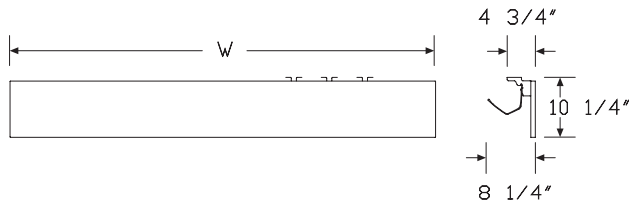
Modesty panel dimension is approximately 10" high with width specified in step 1. Actual width 1/4" less than specified value.

Modesty panel is field installed.

Brackets are located to work with Connect™ 2-circuit power system.

Modesty panel (Y1113.) may impede ideal folding functionality of flip top table (DT5Ax.). For use with flip top table, modesty panel (Y1114.) is recommended. It comes only with a fabric surface.

Dimensions



Specification Information

Step 1.

Y1113.

Step 2. Width

24	24" wide
30	30" wide
36	36" wide
42	42" wide
48	48" wide
54	54" wide
60	60" wide
66	66" wide
72	72" wide

Step 3. Cable Trough

N	without added cable trough
Y	with added cable trough

Step 4. Surface Material

L	thermally-fused laminate top/thermoplastic edge
W	veneer top/veneer edge

Prices for Steps 1-4.			
		L	W
Y1113.	24 N	\$290	511
	Y	\$513	755
	30 N	\$315	571
	Y	\$581	864
	36 N	\$343	634
	Y	\$630	951
	42 N	\$371	697
	Y	\$693	1050
	48 N	\$399	762
	Y	\$756	1154
	54 N	\$428	825
	Y	\$822	1252
	60 N	\$455	886
	Y	\$886	1352
	66 N	\$455	947
	Y	\$950	1452
	72 N	\$492	1010
	Y	\$1011	1552

## Step 5. Finish

*For thermally-fused laminate top/thermoplastic edge (L)*

<b>125</b>	natural maple (CP)	+\$0
<b>126</b>	natural cherry (CP)	+\$0
<b>127</b>	walnut (CP)	+\$0
<b>139</b>	light ash (CP)	+\$0
<b>140</b>	warm ash (CP)	+\$0
<b>76</b>	light brown walnut	+\$0
<b>8Q</b>	folkstone grey (CP)	+\$0
<b>91</b>	white (CP)	+\$0
<b>98</b>	studio white (CP)	+\$0
<b>CL</b>	cool grey neutral	+\$0
<b>G1</b>	graphite (CP)	+\$0
<b>HP</b>	light anigre	+\$0
<b>LBA</b>	clear on ash (CP)	+\$0
<b>LBB</b>	oak on ash (CP)	+\$0
<b>LBC</b>	walnut on ash (CP)	+\$0
<b>LBF</b>	neutral twill	+\$0
<b>LBJ</b>	graphite twill	+\$0
<b>LBQ</b>	white twill	+\$0
<b>LBR</b>	phantom ecru	+\$0
<b>LBS</b>	phantom cocoa	+\$0
<b>LBU</b>	medium matte walnut (CP)	+\$0
<b>LBV</b>	warm grey teak	+\$0
<b>LU</b>	soft white	+\$0
<b>WL</b>	warm stone (CP)	+\$0
<b>WN</b>	warm grey neutral	+\$0

*For veneer top/veneer edge (W)*

<b>2U</b>	light brown walnut	+\$0
<b>40</b>	dark brown walnut	+\$0
<b>UL</b>	natural maple	+\$0

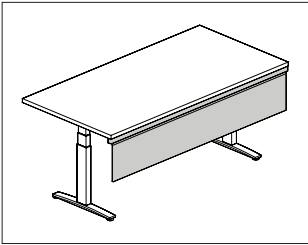
## Step 6. Edge Finish

*For thermally-fused laminate top/thermoplastic edge (L)*

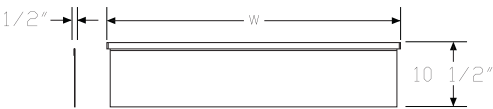
<b>125</b>	natural maple (CP)	+\$0
<b>126</b>	natural cherry (CP)	+\$0
<b>127</b>	walnut (CP)	+\$0
<b>139</b>	light ash (CP)	+\$0
<b>140</b>	warm ash (CP)	+\$0
<b>76</b>	light brown walnut	+\$0
<b>8Q</b>	folkstone grey (CP)	+\$0
<b>91</b>	white (CP)	+\$0
<b>98</b>	studio white (CP)	+\$0
<b>CL</b>	cool grey neutral	+\$0
<b>G1</b>	graphite (CP)	+\$0
<b>HF</b>	inner tone light	+\$0
<b>HP</b>	light anigre	+\$0
<b>LBA</b>	clear on ash (CP)	+\$0
<b>LBB</b>	oak on ash (CP)	+\$0
<b>LBC</b>	walnut on ash (CP)	+\$0
<b>LBF</b>	neutral twill	+\$0
<b>LBJ</b>	graphite twill	+\$0
<b>LBQ</b>	white twill	+\$0
<b>LBR</b>	phantom ecru	+\$0
<b>LBS</b>	phantom cocoa	+\$0
<b>LBU</b>	medium matte walnut (CP)	+\$0
<b>LBV</b>	warm grey teak	+\$0
<b>LU</b>	soft white	+\$0
<b>UBK</b>	ultra black (CP)	+\$0
<b>WL</b>	warm stone (CP)	+\$0
<b>WN</b>	warm grey neutral	+\$0

Fabric Modesty Panel

Y1114.

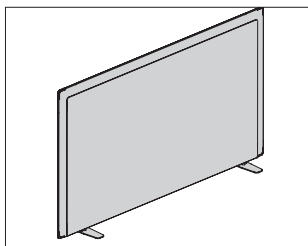


Product Information
Description
This modesty panel attaches to a table, desk, peninsula, or work surface. It has a fabric surface with aluminum top rail and attachment brackets. Attachment hardware included.
Notes
Specify modesty panel to be equal to surface width, or 6" less than surface width of a height adjustable table.
For use with flip top table (DT5Ax.), modesty panel (Y1114.) is recommended to enable optimal folding functionality of the table.
Dimensions



Specification Information
Step 1.
Y1114. <input type="text" value="A"/>
Step 2. Width
24 24" wide <input type="text" value="A"/>
30 30" wide <input type="text" value="A"/>
36 36" wide <input type="text" value="A"/>
42 42" wide <input type="text" value="A"/>
48 48" wide <input type="text" value="A"/>
54 54" wide <input type="text" value="A"/>
60 60" wide <input type="text" value="A"/>
66 66" wide <input type="text" value="A"/>
72 72" wide <input type="text" value="A"/>
Prices for Steps 1-2.
Y1114. 24 \$263
30 \$288
36 \$312
42 \$329
48 \$350
54 \$393
60 \$414
66 \$437
72 \$454
Step 3. Fabric
Price Category 4 +\$28





### Product Information

#### Description

This movable, tackable screen sits on top of work surfaces to extend the overall height and provide boundary and privacy on tables, benches and systems products. It has a frameless all-fabric design and is freestanding. Base finish available in folkstone grey or black.

#### Notes

Datum heights reflect placement on 29"-high fixed-height work surface and align with Canvas datum lines. Screen can be used on fixed, level work surface.

Specify width of screen to match width of work surface.

Screen heights are nominal. Actual screen heights are: 12½" (14), 16½" (18), and 23½" (25).

Screen accepts Customer's Own Material (COM). Yardage is estimated for directional, 54" wide fabrics.

For vertical fabric direction (T, E):

Height—Yardage

14—1.17

18—1.42

25—1.83

For horizontal fabric direction (R, D):

Width—Yardage

42—1.51

48—1.70

54—1.89

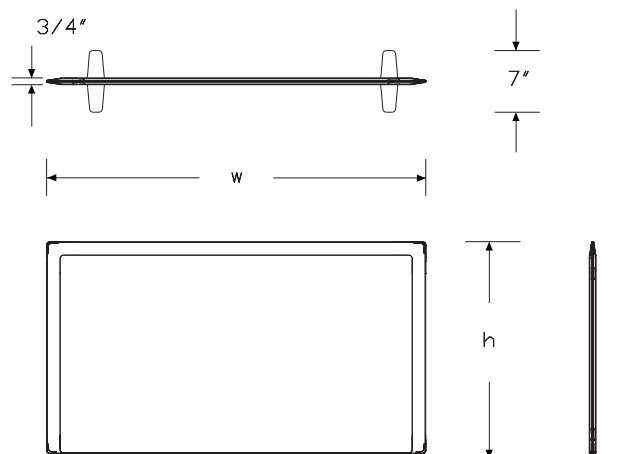
60—2.08

66—2.27

72—2.46

For information on multiple quantities or directional fabrics, contact COM Department. See Order Information in appendices.

### Dimensions



Thrive™ Screens

Specification Information					
Step 1.					
Y1141.					
Step 2. Height					
14	14" high (to reach 42" datum)				
18	18" high (to reach 46" datum)				
25	25" high (to reach 53" datum)				
Step 3. Width					
42	42" wide				
48	48" wide				
54	54" wide				
60	60" wide				
66	66" wide				
72	72" wide				
Step 4. Surface Material					
For 42" wide (42) or 48" wide (48)					
D	tackable fabric, horizontal with MicrobeCare™				
E	tackable fabric with MicrobeCare™				
R	tackable fabric, horizontal				
T	tackable fabric				
For 54" wide (54), 60" wide (60), 66" wide (66), or 72" wide (72)					
D	tackable fabric, horizontal with MicrobeCare™				
R	tackable fabric, horizontal				
Prices for Steps 1-4.					
		D	E	R	T
Y1141.	14	42	\$837	837	767
		48	\$864	864	793
		54	\$889	—	820
		60	\$916	—	847
		66	\$958	—	887
		72	\$1011	—	941
	18	42	\$1011	1011	941
		48	\$1036	1036	967
		54	\$1064	—	995
		60	\$1092	—	1022
		66	\$1131	—	1061
		72	\$1183	—	1112

25	42	\$1149	1149	1079	1079
	48	\$1175	1175	1106	1106
	54	\$1203	—	1133	—
	60	\$1230	—	1160	—
	66	\$1269	—	1199	—
	72	\$1321	—	1252	—

Step 5. Base Finish					
8Q	folkstone grey (CP)				+\$0
UBK	ultra black (CP)				+\$0

Step 6. Fabric					
<i>For 14" high (to reach 42" datum) (14) with 42" wide (42)</i>					
Price Category B					+\$149
Price Category 1					+\$0
Price Category 2					+\$36
Price Category 3					+\$86
Price Category 4					+\$155
Price Category 5					+\$263
Price Category C					+\$203
Price Category E					+\$305

<i>For 14" high (to reach 42" datum) (14) with 48" wide (48)</i>					
Price Category B					+\$169
Price Category 1					+\$0
Price Category 2					+\$41
Price Category 3					+\$98
Price Category 4					+\$174
Price Category 5					+\$296
Price Category C					+\$228
Price Category E					+\$344

<i>For 18" high (to reach 46" datum) (18) or 25" high (to reach 53" datum) (25) with 42" wide (42)</i>					
Price Category B					+\$149
Price Category 1					+\$0
Price Category 2					+\$36
Price Category 3					+\$86
Price Category 4					+\$155
Price Category 5					+\$263
Price Category C					+\$203
Price Category E					+\$305

*For 18" high (to reach 46" datum) (18) or 25" high (to reach 53" datum) (25)  
with 48" wide (48)*

Price Category B	+\$169
Price Category 1	+\$0
Price Category 2	+\$41
Price Category 3	+\$98
Price Category 4	+\$174
Price Category 5	+\$296
Price Category C	+\$228
Price Category E	+\$344

*For 14" high (to reach 42" datum) (14) with 54" wide (54)*

Price Category B	+\$197
Price Category 1	+\$0
Price Category 2	+\$48
Price Category 3	+\$115
Price Category 4	+\$204
Price Category 5	+\$347
Price Category C	+\$266
Price Category E	+\$403

*For 14" high (to reach 42" datum) (14) with 60" wide (60)*

Price Category B	+\$217
Price Category 1	+\$0
Price Category 2	+\$52
Price Category 3	+\$126
Price Category 4	+\$224
Price Category 5	+\$382
Price Category C	+\$294
Price Category E	+\$444

*For 14" high (to reach 42" datum) (14) with 66" wide (66)*

Price Category B	+\$236
Price Category 1	+\$0
Price Category 2	+\$56
Price Category 3	+\$138
Price Category 4	+\$245
Price Category 5	+\$418
Price Category C	+\$320
Price Category E	+\$484

*For 14" high (to reach 42" datum) (14) with 72" wide (72)*

Price Category B	+\$256
Price Category 1	+\$0
Price Category 2	+\$61
Price Category 3	+\$149
Price Category 4	+\$265
Price Category 5	+\$451
Price Category C	+\$347
Price Category E	+\$523

*For 18" high (to reach 46" datum) (18) or 25" high (to reach 53" datum) (25)  
with 54" wide (54)*

Price Category B	+\$197
Price Category 1	+\$0
Price Category 2	+\$48
Price Category 3	+\$115
Price Category 4	+\$204
Price Category 5	+\$347
Price Category C	+\$266
Price Category E	+\$403

*For 18" high (to reach 46" datum) (18) or 25" high (to reach 53" datum) (25)  
with 60" wide (60)*

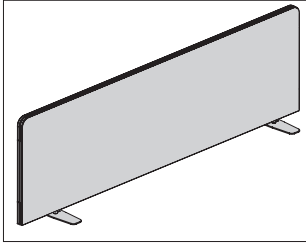
Price Category B	+\$217
Price Category 1	+\$0
Price Category 2	+\$52
Price Category 3	+\$126
Price Category 4	+\$224
Price Category 5	+\$382
Price Category C	+\$294
Price Category E	+\$444

*For 18" high (to reach 46" datum) (18) or 25" high (to reach 53" datum) (25)  
with 66" wide (66)*

Price Category B	+\$236
Price Category 1	+\$0
Price Category 2	+\$56
Price Category 3	+\$138
Price Category 4	+\$245
Price Category 5	+\$418
Price Category C	+\$320
Price Category E	+\$484

Thrive™ Screens

<i>For 18" high (to reach 46" datum) (18) or 25" high (to reach 53" datum) (25)</i>	
<i>with 72" wide (72)</i>	
Price Category B	+\$256
Price Category 1	+\$0
Price Category 2	+\$61
Price Category 3	+\$149
Price Category 4	+\$265
Price Category 5	+\$451
Price Category C	+\$347
Price Category E	+\$523



### Product Information

#### Description

This movable, tackable screen sits on top of work surfaces to extend the overall height and provide boundary and privacy on tables, benches and systems products. It has a frameless all-fabric design with a flat edge and is freestanding. Base finish available in folkstone grey or black.

#### Notes

Datum heights reflect placement on 29"-high fixed-height work surface and align with Canvas datum lines. Screen can be used on fixed, level work surface.

Specify width of screen to match width of work surface.

Screen heights are nominal. Actual screen heights are: 12½" (14), 16½" (18), and 23½" (25).

Screen accepts Customer's Own Material (COM). Yardage is estimated for directional, 54" wide fabrics.

For vertical fabric direction (T, E):

Height—Yardage

14—1.17

18—1.42

25—1.83

For horizontal fabric direction (R, D):

Width—Yardage

42—1.51

48—1.70

54—1.89

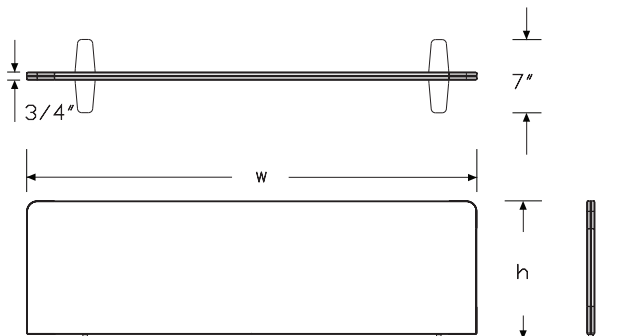
60—2.08

66—2.27

72—2.46

For information on multiple quantities or directional fabrics, contact COM Department. See Order Information in appendices.

### Dimensions



### Specification Information

#### Step 1.

Y1142.

#### Step 2. Height

14	14" high (to reach 42" datum)
18	18" high (to reach 46" datum)
25	25" high (to reach 53" datum)

#### Step 3. Width

42	42" wide
48	48" wide
54	54" wide
60	60" wide
66	66" wide
72	72" wide

#### Step 4. Surface Material

##### For 42" wide (42) or 48" wide (48)

D	tackable fabric, horizontal with MicrobeCare™
E	tackable fabric with MicrobeCare™
R	tackable fabric, horizontal
T	tackable fabric

##### For 54" wide (54), 60" wide (60), 66" wide (66), or 72" wide (72)

D	tackable fabric, horizontal with MicrobeCare™
R	tackable fabric, horizontal

#### Prices for Steps 1-4.

		D	E	R	T
Y1142.	14 42	\$659	659	590	590
	48	\$687	687	617	617
	54	\$714	—	644	—
	60	\$740	—	670	—
	66	\$781	—	711	—
	72	\$835	—	764	—
	18 42	\$793	793	723	723
	48	\$820	820	751	751
	54	\$847	—	777	—
	60	\$874	—	804	—
	66	\$914	—	844	—
	72	\$967	—	898	—

# OE1 Movable Screen, Flat Edge

continued

Thrive™ Screens

25	42	\$901	901	831	831
48		\$926	926	856	856
54		\$953	—	884	—
60		\$980	—	911	—
66		\$1022	—	951	—
72		\$1073	—	1004	—

## Step 5. Base Finish

<b>8Q</b>	folkstone grey (CP)	+\$0
<b>UBK</b>	ultra black (CP)	+\$0

## Step 6. Fabric

### For 14" high (to reach 42" datum) (14) with 42" wide (42)

Price Category 1	+\$0
Price Category 2	+\$36
Price Category 3	+\$86
Price Category 4	+\$155
Price Category 5	+\$263
Price Category B	+\$149
Price Category C	+\$203
Price Category E	+\$305

### For 14" high (to reach 42" datum) (14) with 48" wide (48)

Price Category 1	+\$0
Price Category 2	+\$41
Price Category 3	+\$98
Price Category 4	+\$174
Price Category 5	+\$296
Price Category B	+\$169
Price Category C	+\$228
Price Category E	+\$344

### For 18" high (to reach 46" datum) (18) or 25" high (to reach 53" datum) (25) with 42" wide (42)

Price Category 1	+\$0
Price Category 2	+\$36
Price Category 3	+\$86
Price Category 4	+\$155
Price Category 5	+\$263
Price Category B	+\$149
Price Category C	+\$203
Price Category E	+\$305

### For 18" high (to reach 46" datum) (18) or 25" high (to reach 53" datum) (25) with 48" wide (48)

Price Category 1	+\$0
Price Category 2	+\$41
Price Category 3	+\$98
Price Category 4	+\$174
Price Category 5	+\$296
Price Category B	+\$169
Price Category C	+\$228
Price Category E	+\$344

### For 14" high (to reach 42" datum) (14) with 54" wide (54)

Price Category 1	+\$0
Price Category 2	+\$48
Price Category 3	+\$115
Price Category 4	+\$204
Price Category 5	+\$347
Price Category B	+\$197
Price Category C	+\$266
Price Category E	+\$403

### For 14" high (to reach 42" datum) (14) with 60" wide (60)

Price Category 1	+\$0
Price Category 2	+\$52
Price Category 3	+\$126
Price Category 4	+\$224
Price Category 5	+\$382
Price Category B	+\$217
Price Category C	+\$294
Price Category E	+\$444

### For 14" high (to reach 42" datum) (14) with 66" wide (66)

Price Category 1	+\$0
Price Category 2	+\$56
Price Category 3	+\$138
Price Category 4	+\$245
Price Category 5	+\$418
Price Category B	+\$236
Price Category C	+\$320
Price Category E	+\$484

# OE1 Movable Screen, Flat Edge

continued

## For 14" high (to reach 42" datum) (14) with 72" wide (72)

Price Category 1	+\$0
Price Category 2	+\$61
Price Category 3	+\$149
Price Category 4	+\$265
Price Category 5	+\$451
Price Category B	+\$256
Price Category C	+\$347
Price Category E	+\$523

## For 18" high (to reach 46" datum) (18) or 25" high (to reach 53" datum) (25) with 54" wide (54)

Price Category 1	+\$0
Price Category 2	+\$48
Price Category 3	+\$115
Price Category 4	+\$204
Price Category 5	+\$347
Price Category B	+\$197
Price Category C	+\$266
Price Category E	+\$403

## For 18" high (to reach 46" datum) (18) or 25" high (to reach 53" datum) (25) with 60" wide (60)

Price Category 1	+\$0
Price Category 2	+\$52
Price Category 3	+\$126
Price Category 4	+\$224
Price Category 5	+\$382
Price Category B	+\$217
Price Category C	+\$294
Price Category E	+\$444

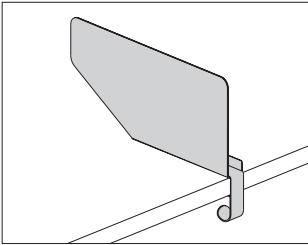
## For 18" high (to reach 46" datum) (18) or 25" high (to reach 53" datum) (25) with 66" wide (66)

Price Category 1	+\$0
Price Category 2	+\$56
Price Category 3	+\$138
Price Category 4	+\$245
Price Category 5	+\$418
Price Category B	+\$236
Price Category C	+\$320
Price Category E	+\$484

## For 18" high (to reach 46" datum) (18) or 25" high (to reach 53" datum) (25) with 72" wide (72)

Price Category 1	+\$0
Price Category 2	+\$61
Price Category 3	+\$149
Price Category 4	+\$265
Price Category 5	+\$451
Price Category B	+\$256
Price Category C	+\$347
Price Category E	+\$523

Thrive™ Screens



Thrive™ Screens

Product Information

Description

This metal screen attaches to the front of a work surface to provide division and boundary between workers. Steel construction allows for attachment of magnets and Ubi name tag. Screen available with liner in choice of colors. Attachment thumb screw included.

Notes

Screen attaches to square edge surfaces with minimum 1" up to 1½" nominal thickness.

Screen height is nominal. Actual screen height is 8.7".

Liner is available on flange side (righthand side when attached to work surface) only.

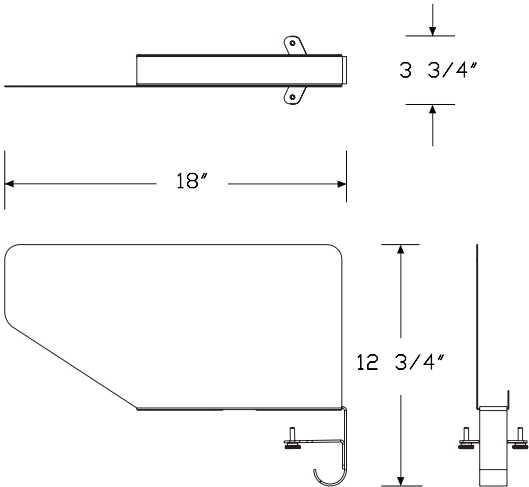
Screen provides boundary on rectangular surface work tables where the legs are positioned under the worksurface by 3½".

Order the following accessories separately:

- Ubi name tag (YT410.)
- Rare earth magnets (YT234.)

Screen is recommended for use on the OE1 communal tables (single and double sided), OE1 rectangular tables, Renew™ Link single-sided and back-to-back rectangular height-adjustable benches (DU1A, DU2A), and on any other benching or table surface with appropriate thickness requirement and that use rectangular work surfaces. It is not recommended for use on Renew Link back-to-back trapezoid height-adjustable bench (DU2T).

Dimensions



Specification Information

Step 1.

Y1143.

Step 2. Height

9 9" high

Step 3. Depth

18 18" deep

Prices for Steps 1-3.

	18
Y1143. 9	\$215

Step 4. Liner

N	no liner	+\$0
L	liner (flange side only)	+\$70

Step 5. Liner Fabric

For liner (flange side only) (L)	
Price Category 4	+\$0

Step 6. Finish

Metallic Paint

611	beige mist metallic (CP)	+\$0
613	silver (CP)	+\$0
SNA	satin aluminum	+\$10
SNB	satin bronze	+\$10
SNC	satin carbon	+\$10

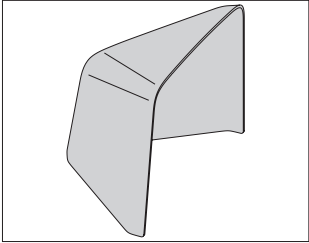
Sand Texture Paint

UBK	ultra black (CP)	+\$0
8Q	folkstone grey (CP)	+\$0
91	white (CP)	+\$0
98	studio white (CP)	+\$0
G1	graphite (CP)	+\$0
WL	warm stone (CP)	+\$0
DB3	glacier	+\$8
DN2	nightfall	+\$8
DR1	canyon	+\$8
OLF	olive	+\$8

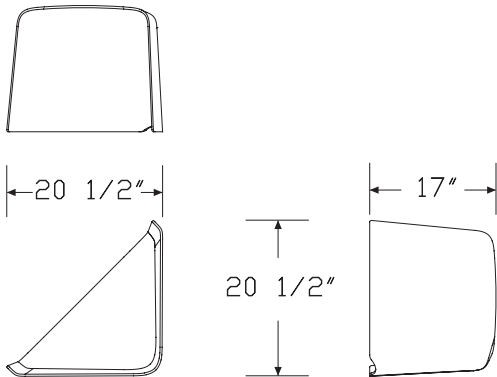


OE1 Personal Hoodie, Single Pack

Y1148.

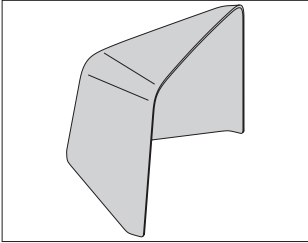


Product Information
Description
This screen is a molded PET personal boundary. Package quantity is 1.
Notes
See planning guide for additional information.
Dimensions



Specification Information
Step 1.
Y1148.1
Step 2. Height
17 17" high
Step 3. Width
27 27" wide
Prices for Steps 1-3.
Y1148.1 17
Step 4. Finish
PHA heathered alpine
PHT heathered twilight

Thrive™ Screens



Product Information

Description

This screen is a molded PET personal boundary. Package quantity is 6.

Notes

See planning guide for additional information.

Dimensions

Specification Information

Step 1.

Y1148.6

Step 2. Height

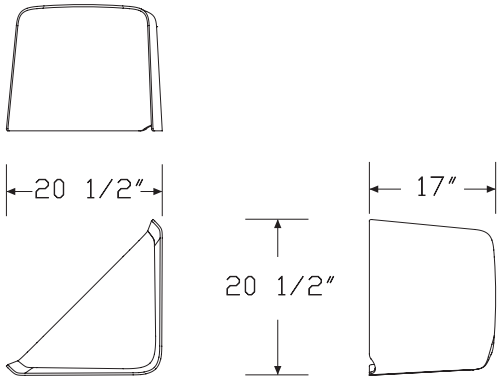
17 17" high

Step 3. Width

27 27" wide

Prices for Steps 1-3.	
	27
Y1148.6 17	\$2288

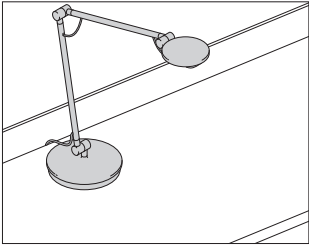
Step 4. Finish		
PHA	heathered alpine	+\$0
PHT	heathered twilight	+\$0



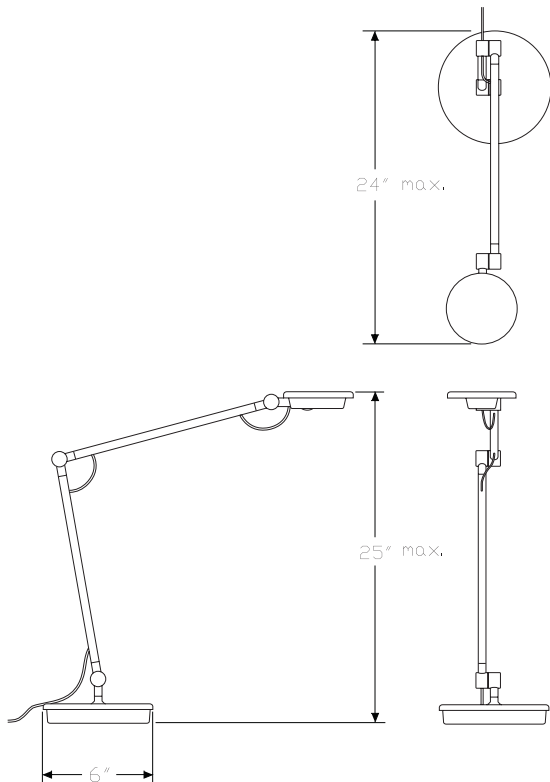
Thrive™ Screens

Tone™ Personal Light

Y6480.



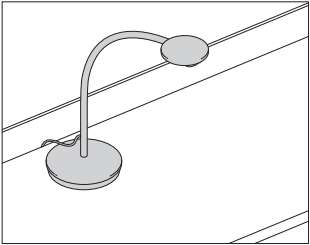
Product Information
Description
This articulating LED task light sits freestanding, clamps to a surface, mounts on a Layout Studio® performance rail, or mounts on a rail tile. This light swivels 360° at the base while articulating joints at the base, head, and midsection give precise control over the lighted area. The energy-efficient light-emitting diode (LED) has a 3500 Kelvin color temperature that consumes slightly more than 6 watts of power at full output. The light can be dimmed dynamically by the user down to 15% of full power, includes an integrated touch switch, and has a 12' cord. UL listed power supply is included.
Notes
Light has energy saving auto shutoff feature after 9 hours of use.
When specifying rail tile option (TR), it is suggested to mount close to the surface.
Dimensions



Specification Information
Step 1.
Y6480.
Step 2. Attachment Bracket
CM surface clamp
FR freestanding
LSR Layout Studio performance rail <span>A</span>
TR rail tile
Prices for Steps 1-2.
Y6480. CM \$645
FR \$645
LSR \$632
TR \$645
Step 3. Finish
613 silver (CP) +\$0
G1 graphite (CP) +\$0
91 white (CP) +\$0

Tone™ Single-Arm Personal Light

Y6481.



Product Information

Description

This single-arm LED task light sits freestanding, clamps to a surface, or mounts on a rail tile. This light swivels 360° at the base while keeping it at a constant height from the surface. The energy-efficient light-emitting diode (LED) has a 3500 Kelvin color temperature that consumes slightly more than 6 watts of power at full output. The light can be dimmed dynamically by the user down to 15% of full power, includes an integrated touch switch, and has a 12' cord. UL listed power supply is included.

Notes

Light has energy saving auto shutoff feature after 9 hours of use.  
When specifying rail tile option (TR), it is suggested to mount close to the surface.

Dimensions

Specification Information

Step 1.

Y6481.

Step 2. Attachment Bracket

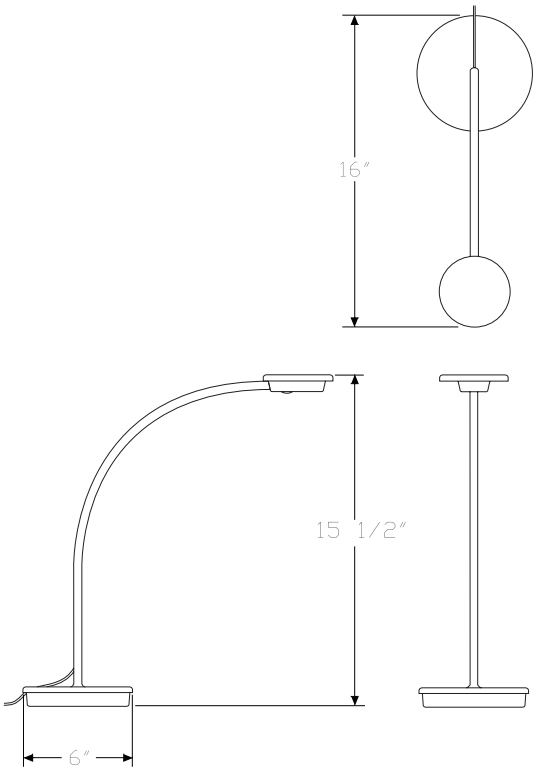
CM	surface clamp
FR	freestanding
TR	rail tile

Prices for Steps 1-2.

Y6481.	CM	\$562
	FR	\$562
	TR	\$562

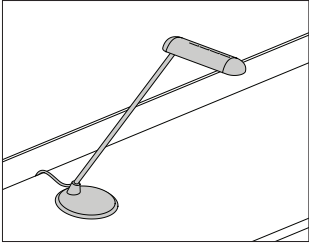
Step 3. Finish

613	silver (CP)	+\$0
G1	graphite (CP)	+\$0
91	white (CP)	+\$0

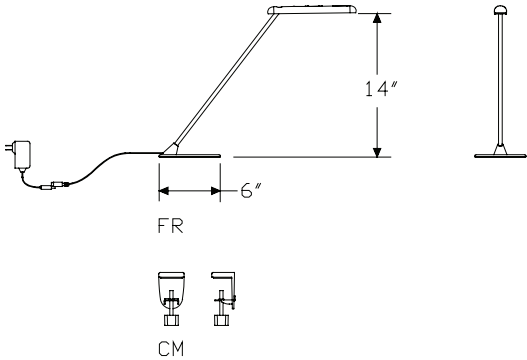
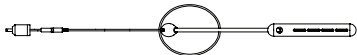


Flute™ Personal Light

Y6470.



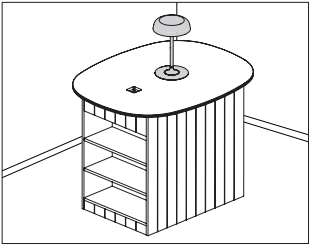
Product Information
Description
This light sits freestanding or clamps to a surface. It has 1 energy-efficient light-emitting diode (LED) with a 3500 Kelvin color temperature that consumes 4.7 watts of power. The light has an 11' cord. UL listed and UL Canada listed.
Light head swivels 230°. Clamp mount option (CM) swivels 360° at the base.
Notes
Light meets local codes including Canada, New York City, and Chicago.
Dimensions



Specification Information
Step 1.
Y6470.
Step 2. Attachment Bracket
CM surface clamp
FR freestanding
Prices for Steps 1-2.
Y6470. CM \$510
FR \$510
Step 3. Finish
613 silver (CP) +\$0
G1 graphite (CP) +\$0
91 white (CP) +\$0

Ode Desk Lamp

Y6485.



Product Information

Description

This LED occasional lamp sits freestanding at desk or table height. It turns on to full power by touching the base or stem. Touch once more to dim to 50%. Touch again to turn the lamp off. The energy-efficient light emitting diode (LED) has a 2700° Kelvin color temperature and CRI of 80+. Lamp is ETL listed to the UL standard.

Dimensions

Specification Information

Step 1.

Y6485. A

Step 2. Base

FG freestanding A

Prices for Steps 1-2.

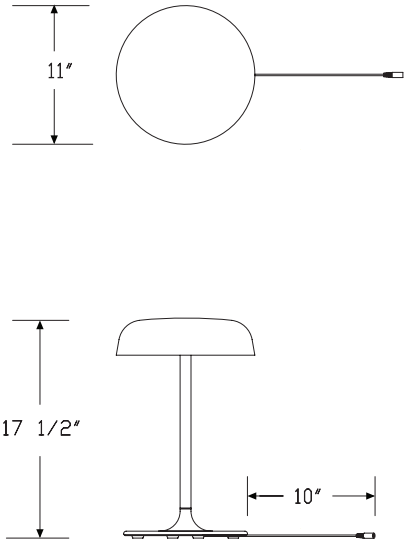
Y6485. FG \$866

Step 3. Finish

UBK ultra black (CP) A +\$0

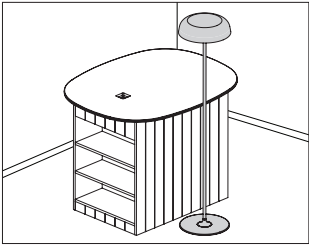
91 white (CP) A +\$0

Thrive™ Occasional Lighting



Ode Freestanding Floor Lamp

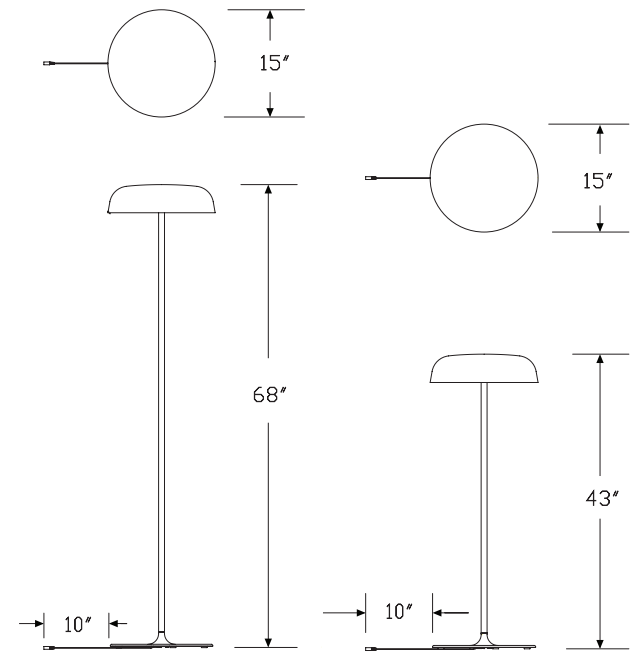
Y6486.



Product Information

**Description**  
This LED occasional lamp sits freestanding at sofa or standing height. It turns on to full power by touching the base or stem. Touch once more to dim to 50%. Touch again to turn the lamp off. The energy-efficient light emitting diode (LED) has a 2700° Kelvin color temperature and CRI of 80+. Lamp is ETL listed to the UL standard.

Dimensions



Specification Information

**Step 1.**  
**Y6486.** ☐

**Step 2. Height**  
**FF** floor full standing ☐  
**FS** floor sofa standing ☐

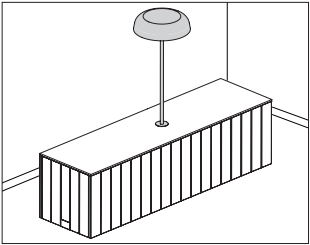
**Prices for Steps 1-2.**  
**Y6486. FF** \$1470  
**FS** \$1422

**Step 3. Finish**  
**UBK** ultra black (CP) ☐ +\$0  
**91** white (CP) ☐ +\$0

Thrive™ Occasional Lighting

Ode Surface-Integrated Lamp

Y6487.



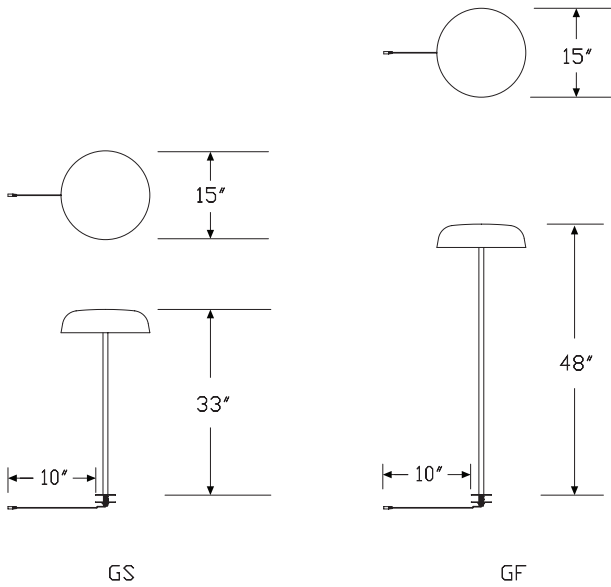
Product Information

Description

This LED occasional lamp is integrated into a surface and is available in sofa or standing height. It turns on to full power by touching the base or stem. Touch once more to dim to 50%. Touch again to turn the lamp off. The energy-efficient light emitting diode (LED) has a 2700° Kelvin color temperature and CRI of 80+. Lamp is ETL listed to the UL standard.

Dimensions

Thrive™ Occasional Lighting



Specification Information

Step 1.

Y6487. A

Step 2. Height

GF surface-integrated full standing 48" A

GS surface-integrated sofa standing 33" A

Prices for Steps 1-2.

Y6487.	GF	\$1190
	GS	\$1143

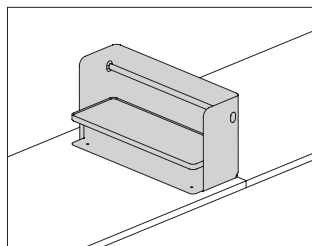
Step 3. Finish

UBK	ultra black (CP) <span>A</span>	+\$0
91	white (CP) <span>A</span>	+\$0



# Small Organizer

YT100.



## Product Information

### Description

This small organizer rests on the surface. It has a painted metal shelf and rod for attaching and holding accessory products and other items. The steel frame allows magnetic attachment of the document clip and name tag. The container accessories fit on the organizer above or below the shelf. The USB power module attaches to the underside of the shelf. The rod bookend attaches to the rod. Rod finish matches organizer finish.

### Notes

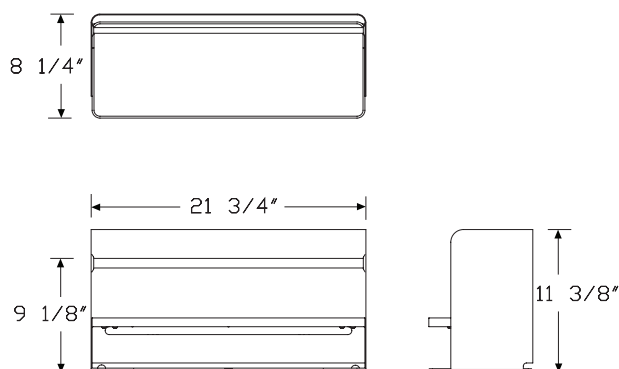
Order the following accessories separately:

- Magnetic document clip (YT400.)
- Name tag (YT410.)
- USB power module (YT420.)
- Rod bookend (YT440.)
- Organizer liner (YT500.)
- Short bin (YT800.)
- Square pencil cup (YT820.)
- Round pencil cup (YT825.)
- Tray (YT830.)
- Box (YT840.)

Order surface clamp for organizers (YT460.) separately.

Small organizer is recommended for use on Renew™ Link single-sided and back-to-back rectangular height-adjustable benches (DU1A, DU2A). It is not recommended for use on Renew Link back-to-back trapezoid height-adjustable bench (DU2T).

## Dimensions



## Specification Information

### Step 1.

YT100.

### Step 2. Height

11 11" high

### Step 3. Width

08 8" wide

### Step 4. Depth

22 22" deep

### Step 5. Shelf Material

M painted metal

L insert liner

### Prices for Steps 1-5.

	22M	22L
YT100. 11 08	\$623	748

### Step 6. Organizer Finish

613	silver (CP) <input type="text"/>	+\$0
SNB	satin bronze <input type="text"/>	+\$10
UBK	ultra black (CP) <input type="text"/>	+\$0
91	white (CP) <input type="text"/>	+\$0
98	studio white (CP) <input type="text"/>	+\$0
G1	graphite (CP) <input type="text"/>	+\$0

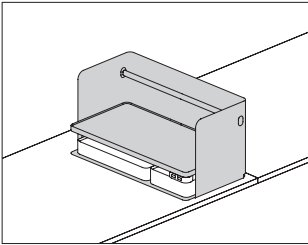
### Step 7. Insert Liner Finish

For insert liner (L)

Price Category 4 +\$0

Large Organizer

YT150.



Product Information

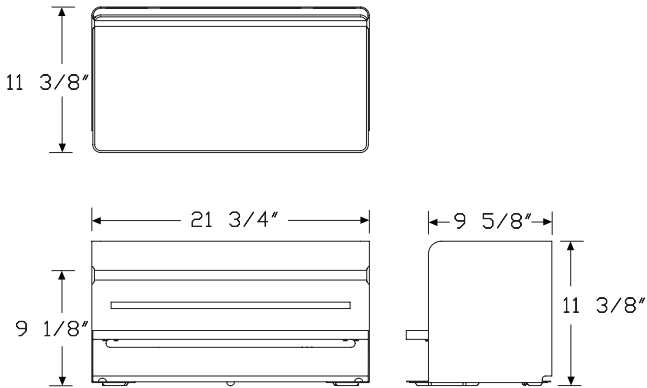
**Description**  
This large organizer rests on the surface. It has a painted metal shelf and rod for attaching and holding accessory products and other items. The steel frame allows magnetic attachment of the document clip and name tag. The accessory containers fit on the organizer above or below the shelf. The USB power module attaches to the underside of the shelf. The rod bookend attaches to the rod. Rod finish matches organizer finish.

Notes

- Order the following accessories separately:
- Magnetic document clip (YT400.)
  - Name tag (YT410.)
  - USB power module (YT420.)
  - Rod bookend (YT440.)
  - Organizer liner (YT500.)
  - Short bin (YT800.)
  - Square pencil cup (YT820.)
  - Round pencil cup (YT825.)
  - Tray (YT830.)
  - Box (YT840.)

Order surface clamp for organizers (YT460.) separately.  
Large organizer is recommended for use on Renew™ Link single-sided and back-to-back rectangular height-adjustable benches (DU1A, DU2A). It is not recommended for use on Renew Link back-to-back trapezoid height-adjustable bench (DU2T).

Dimensions



Specification Information

Step 1.

**YT150.** ☐

Step 2. Height

**11** 11" high ☐

Step 3. Width

**11** 11" wide ☐

Step 4. Depth

**22** 22" deep ☐

Step 5. Shelf Material

**M** painted metal ☐

**L** insert liner ☐

Prices for Steps 1-5.

	<b>22M</b>	<b>22L</b>
<b>YT150. 11 11</b>	\$713	854

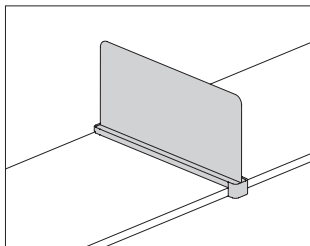
Step 6. Organizer Finish

<b>613</b>	silver (CP) <input type="checkbox"/>	+\$0
<b>SNB</b>	satin bronze <input type="checkbox"/>	+\$10
<b>UBK</b>	ultra black (CP) <input type="checkbox"/>	+\$0
<b>91</b>	white (CP) <input type="checkbox"/>	+\$0
<b>98</b>	studio white (CP) <input type="checkbox"/>	+\$0
<b>G1</b>	graphite (CP) <input type="checkbox"/>	+\$0

Step 7. Insert Liner Finish

*For insert liner (L)*

Price Category 4 +\$0



### Product Information

#### Description

This screen clamps to the front and back of a surface and is movable without tools. Steel screen allows for attachment of the magnetic document clip, name tag, and magnetic marker board. Screen comes with a ledge liner in a choice of colors.

#### Notes

Clamp attaches to square edge surfaces with minimum 1" or 1 1/8" nominal thickness.

No HermanMiller legs interfere with the clamp.

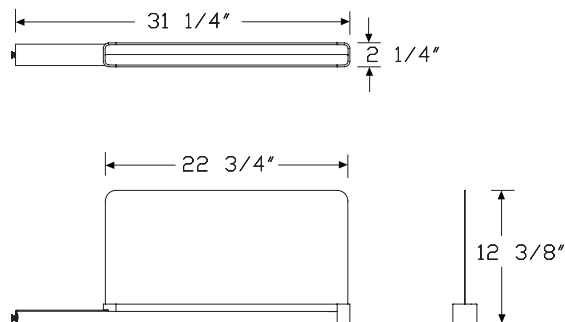
Screen can be mounted to surfaces 24"-36" deep. 24" deep screen (24) can be adjusted to fit up to a 30" deep work surface. 30" deep screen (30) can be adjusted to fit up to a 36" deep work surface.

Order the following accessories separately:

- Magnetic document clip (YT400.)
- Name tag (YT410.)
- Magnetic marker board (YT450.)
- Slim screen liner (YT540.)

Slim screen is recommended for use on Renew™ Link single-sided and back-to-back rectangular height-adjustable benches (DU1A, DU2A). It is not recommended for use on Renew Link back-to-back trapezoid height-adjustable bench (DU2T).

#### Dimensions



### Specification Information

#### Step 1.

YT200.

#### Step 2. Height

11 11" high

#### Step 3. Width

02 2" wide

#### Step 4. Depth

24 24" deep

30 30" deep

#### Step 5. Attachment Type

S surface clamp

#### Step 6. Ledge Material

L liner

#### Prices for Steps 1-6.

	24SL	30SL
YT200. 11 02	\$443	458

#### Step 7. Screen Finish

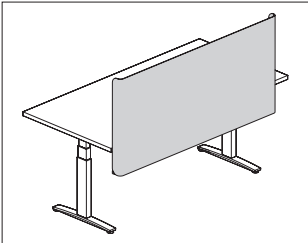
613	silver (CP) <input type="text"/>	+\$0
SNA	satin aluminum <input type="text"/>	+\$10
SNB	satin bronze <input type="text"/>	+\$10
SNC	satin carbon <input type="text"/>	+\$10
UBK	ultra black (CP) <input type="text"/>	+\$0
91	white (CP) <input type="text"/>	+\$0
98	studio white (CP) <input type="text"/>	+\$0
G1	graphite (CP) <input type="text"/>	+\$0

#### Step 8. Ledge Liner Finish

Price Category 4	+\$0
------------------	------

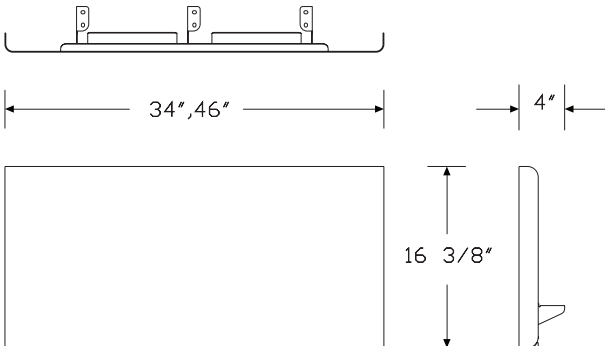
Metal Straight Screen, Surface  
Attached with Modesty

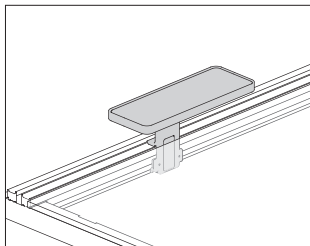
YT250.



Product Information
<p>Description</p> <p>This metal screen attaches to an individual table, desk, stationary or height-adjustable work surface. It has a frameless all-metal design with a straight edge and includes a modesty panel. Screen has built-in ledge to support documents when used with the magnetic document clip. Screen accepts magnets. Attachment hardware included.</p>
<p>Notes</p> <p>Screen top edge is 11.375" above top of work surface; bottom edge is 3.8" below work surface.</p> <p>Recommended mounting creates a 1" gap between back edge of surface and the screen to accommodate cable routing and the attachment or clamp-mounting of other hardware to the surface.</p> <p>Attachment brackets are inset from edge of screen by approximately 6½" and require 2½" of work surface for attachment.</p> <p>Attachment bracket finish matches specified screen finish.</p> <p>Order magnetic document clip (YT400.) separately.</p>
Dimensions

Specification Information		
Step 1.		
YT250.		
Step 2. Height		
A	11" high	
Step 3. Width		
34	34" wide	
46	46" wide	
Prices for Steps 1-3.		
	34	46
YT250. A	\$456	485
Step 4. Screen Finish		
611	beige mist metallic (CP)	+\$0
613	silver (CP)	+\$0
SNB	satin bronze	+\$10
91	white (CP)	+\$0
98	studio white (CP)	+\$0
G1	graphite (CP)	+\$0





### Product Information

#### Description

This painted metal shelf comes in 4 sizes and mounts to a surface along the back edge, to a Layout Studio® performance rail or a Canvas Vista™ chase. All attachment types are user movable without tools. The backdrop is optional, and can be easily retrofitted in the field. Backdrop and rod finish match shelf finish. When attached to a surface along the back edge or a Layout Studio performance rail, the space under the shelf can accommodate accessory boxes. Shelf comes with a liner in a choice of colors.

#### Notes

Changing the attachment type on an existing shelf is not easily completed in the field.

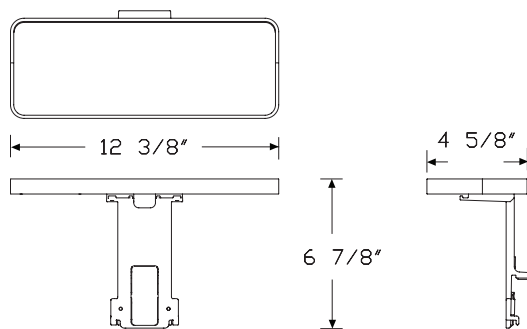
Order the following accessories separately:

- Name tag (YT410.)
- USB power module (YT420.)
- Rod bookend (YT440.) for 8" shelf depth only
- Short bin (YT800.)
- Small box (YT840.S)
- Square pencil cup (YT820.)
- Round pencil cup (YT825.)
- Shelf liner (YT510.)

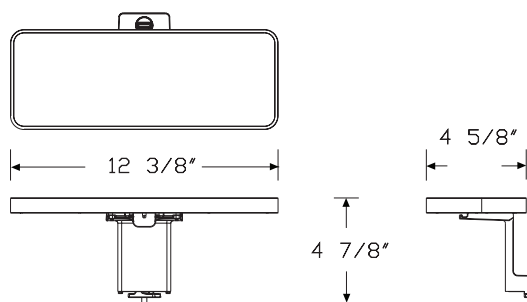
Vista chase mount (C) attaches to the Canvas Vista Chase (FG110.).

Attachment hardware included. For additional information, see Canvas Vista planning guide.

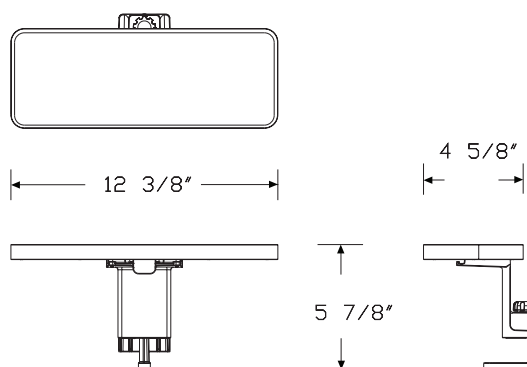
### Dimensions



(R) Rail mount stanchion for layout studio performance rail



(C) Vista chase mount



(S) Surface clamp stanchion

## Specification Information

## Step 1.

YT300. 

## Step 2. Height

04 4" high 

## Step 3. Width

12 12" wide 15 15" wide 22 22" wide 

## Step 4. Depth

## For 12" wide (12)

05 5" deep 

## For 15" wide (15)

08 8" deep 

## For 22" wide (22)

05 5" deep 08 8" deep 

## Step 5. Attachment Type

S surface clamp stanchion R rail mount stanchion for Layout Studio Performance Rail C chase mount 

## Step 6. Backdrop

N no backdrop B backdrop 

## Step 7. Shelf Material

M painted metal L insert liner 

## Prices for Steps 1-7.

		05SNM	05SNL	05SBM	05SBL	05RNM	05RNL
YT300.	04 12	\$271	354	406	487	271	354
	22	\$321	443	493	610	321	443

		05RBM	05RBL	05CNM	05CNL	05CBM	05CBL
YT300.	04 12	\$406	487	292	371	416	495
	22	\$493	610	372	483	533	645

		08SNM	08SNL	08SBM	08SBL	08RNM	08RNL
YT300.	04 15	\$295	385	443	531	295	385
	22	\$347	473	520	642	347	473

		08RBM	08RBL	08CNM	08CNL	08CBM	08CBL
YT300.	04 15	\$443	531	312	399	450	538
	22	\$520	642	398	517	558	677

## Step 8. Shelf Finish

## Metallic Paint

613 silver (CP)  +\$0SNB satin bronze  +\$10

## Sand Texture Paint

UBK ultra black (CP)  +\$0

## Smooth Paint

91 white (CP)  +\$098 studio white (CP)  +\$0G1 graphite (CP)  +\$0

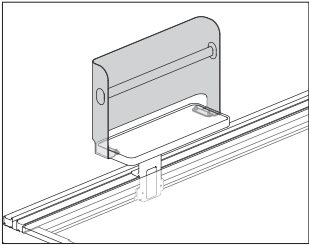
## Step 9. Insert Liner Finish

## For insert liner (L)

Price Category 4 +\$0

Shelf Backdrop

YT310.



Product Information

Description

This backdrop can be retrofitted to the shelf in the field with minimal installation. Rod finish matches backdrop finish.

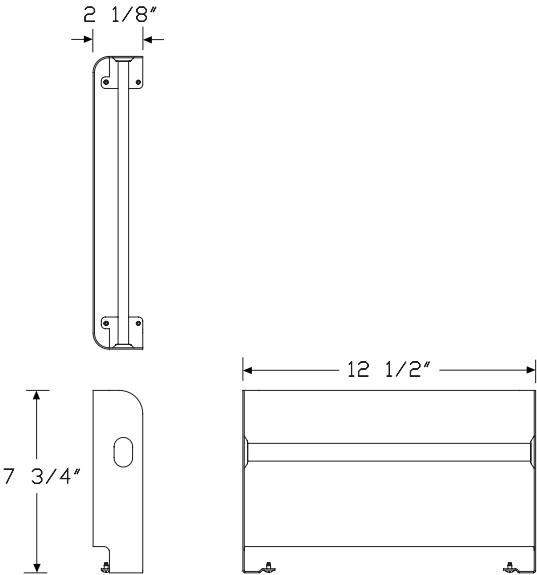
Notes

This backdrop is to be used only with shelf (YT300.).

Order the following accessories separately:

- Name tag (YT410.)
- Rod bookend (YT440.) for 8" depth shelf only

Dimensions



Specification Information

Step 1.

**YT310.**

Step 2. Height

**07** 7" high

Step 3. Width

**12** 12" wide

**15** 15" wide

**22** 22" wide

Prices for Steps 1-3.

	12	15	22
<b>YT310. 07</b>	\$136	152	175

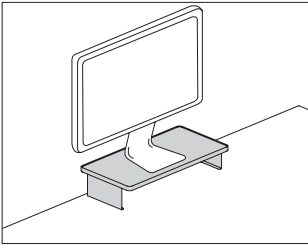
Step 4. Backdrop Finish

<b>613</b>	silver (CP) <input type="text"/>		+\$0
<b>SNB</b>	satin bronze <input type="text"/>		+\$10
<b>UBK</b>	ultra black (CP) <input type="text"/>		+\$0
<b>91</b>	white (CP) <input type="text"/>		+\$0
<b>98</b>	studio white (CP) <input type="text"/>		+\$0
<b>G1</b>	graphite (CP) <input type="text"/>		+\$0

Thrive™ Work Tools

Monitor Platform Shelf

YT320.



Product Information

Description

This painted steel shelf rests on a work surface and can hold a computer monitor when a monitor arm is not used. An optional shelf liner comes in a choice of colors. The short bin and small box accessories fit under the shelf.

Notes

Order the following accessories separately:

- USB power module (YT420.)
- Monitor platform shelf liner (YT520.)
- Short bin (YT800.)
- Small box (YT840.S)

Dimensions

21 5/8"

10 3/4"

4 3/8"

Specification Information

Step 1.

YT320. 

A

Step 2. Height

04 4" high 

A

Step 3. Width

22 22" wide 

A

Step 4. Depth

11 11" deep 

A

Step 5. Shelf Material

M painted metal 

A

L insert liner 

A

Prices for Steps 1-5.

	11M	11L
YT320. 04 22	\$372	515

Step 6. Monitor Platform Shelf Finish

613	silver (CP) <div>A</div>	+\$0
SNB	satin bronze <div>A</div>	+\$10
UBK	ultra black (CP) <div>A</div>	+\$0
91	white (CP) <div>A</div>	+\$0
98	studio white (CP) <div>A</div>	+\$0
G1	graphite (CP) <div>A</div>	+\$0

Step 7. Insert Liner Finish

For insert liner (L)

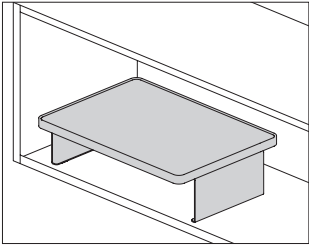
Price Category 4

+\$0

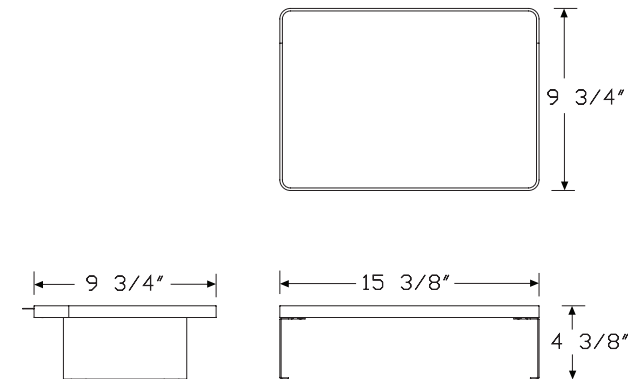


Freestanding Shelf

YT330.



Product Information
Description
This painted steel shelf rests on a work surface. An optional shelf liner comes in a choice of colors. The short bin and small box accessories fit under the shelf.
Notes
Order the following accessories separately:
<ul style="list-style-type: none"><li>• USB power module (YT420.)</li><li>• Shelf liner (YT530.)</li><li>• Short bin (YT800.)</li><li>• Small box (YT840.S)</li></ul>
Dimensions

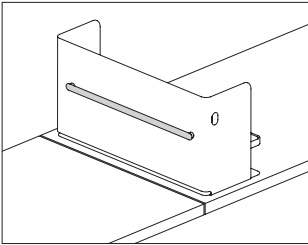


Specification Information		
Step 1.		
YT330. <input type="checkbox"/>		
Step 2. Height		
04	4" high	<input type="checkbox"/>
Step 3. Width		
15	15" wide	<input type="checkbox"/>
Step 4. Depth		
11	11" deep	<input type="checkbox"/>
Step 5. Shelf Material		
M	painting metal	<input type="checkbox"/>
L	insert liner	<input type="checkbox"/>
Prices for Steps 1-5.		
	11M	11L
YT330. 04 15	\$304	428
Step 6. Shelf Finish		
UBK	ultra black (CP)	<input type="checkbox"/>
91	white (CP)	<input type="checkbox"/>
98	studio white (CP)	<input type="checkbox"/>
G1	graphite (CP)	<input type="checkbox"/>
613	silver (CP)	<input type="checkbox"/>
SNB	satin bronze	<input type="checkbox"/>
Step 7. Insert Liner Finish		
For insert liner (L)		
Price Category 4		+\$0

Thrive™ Work Tools

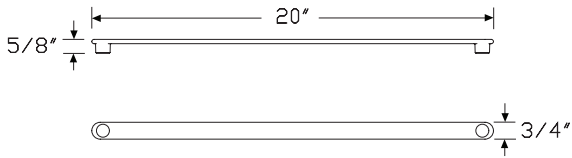
Magnetic Document Clip

YT400.



Product Information
Description
This document clip magnetically attaches to the back of the large and small organizers and the screen to provide storage for documents.
Notes
Magnetic document clip fits on the following products, ordered separately:
• Small organizer (YT100.)
• Large organizer (YT150.)
• Slim screen (YT200.)
Dimensions

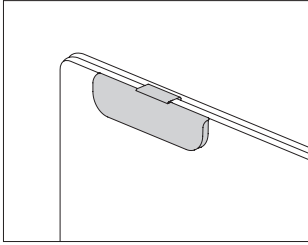
Thrive™ Work Tools



Specification Information
Step 1.
YT400. <span>A</span>
Step 2. Depth
20 20" deep <span>A</span>
Prices for Steps 1-2.
YT400. 20 \$112
Step 3. Finish
613 silver (CP) <span>A</span> +\$0
SNB satin bronze <span>A</span> +\$10
UBK ultra black (CP) <span>A</span> +\$0
91 white (CP) <span>A</span> +\$0
98 studio white (CP) <span>A</span> +\$0
G1 graphite (CP) <span>A</span> +\$0

## Name Tag

YT410.



### Product Information

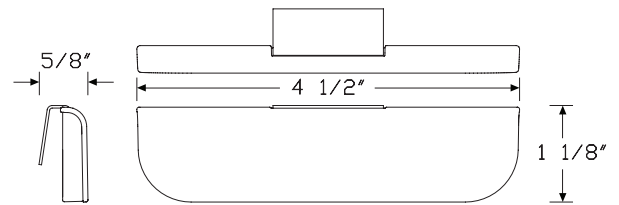
#### Description

This clear name tag hangs on frameless fabric screens and PET screens or magnetically attaches to a variety of work tool products.

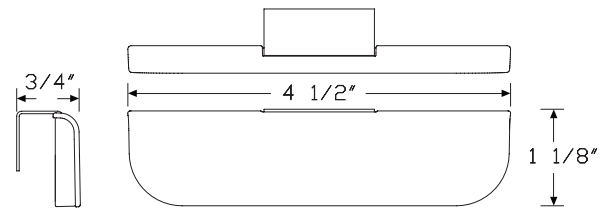
#### Notes

Name tag with magnetic bracket (M) can attach to the small organizer (YT100.), large organizer (YT150.), or shelf with backdrop (YT300.xxxxxxB).  
Name tag with Pari screen bracket (P) or flat edge screen bracket (S) can hang on any HermanMiller Pari screen or flat edge screen.  
Order name tag insert (O.YT1900) separately through Sales Source.

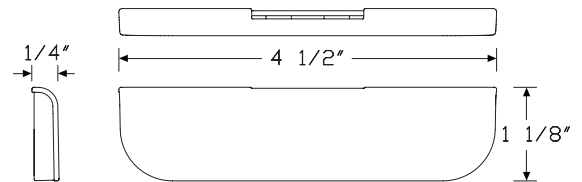
### Dimensions



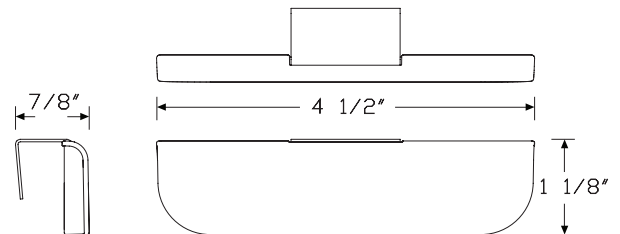
Pari Screen



Flat Edge Screen



Magnetic



Thin Profile Fabric Screen or PET Screen

Thrive™ Work Tools

Thrive™ Work Tools

Specification Information

Step 1.

YT410.

Step 2. Width

05     5" wide

Step 3. Bracket Type

P     Pari Screen

S     flat edge screen

D     PET screen

F     thin-profile fabric screen

M     magnetic

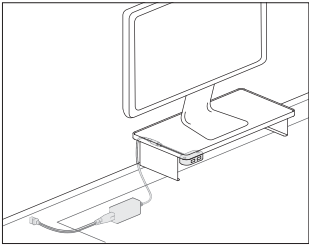
Prices for Steps 1-3.

	P	S	D	F	M
YT410. 05	\$52	52	52	52	52

Step 4. Finish

*For Pari Screen (P), flat edge screen (S), or PET screen (D)*

613     silver (CP)      +\$0

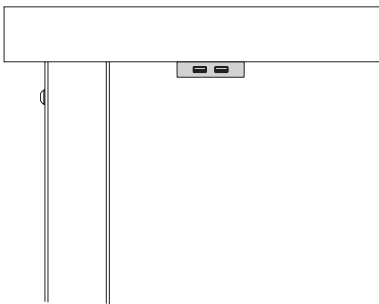
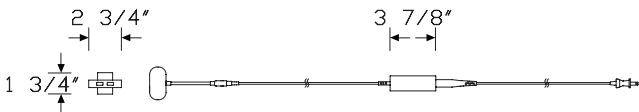


Product Information

**Description**  
This USB power module provides DC power at the work surface level. It is available in configurations that support USB 2.1 and USB Type C. The module can be mounted to the small and large organizers, shelves, any work surface, and the Canvas Vista™ chase. Cord color is black. Attachment hardware included.

**Notes**  
USB power module requires a single AC outlet to provide power.  
Cord lengths are 1 meter from the AC outlet, and 1.8 meters from the module.  
Vista chase mount attaches to underside of the Canvas Vista chase (FG110.). Attachment hardware included. For additional cable management, order cable manager, under chase (FG199.) separately. For additional information, see Canvas Vista planning guide.

Dimensions



Chase Attachment



Shelf and surface Attachment

Specification Information

**Step 1.**

**YT420.** [A](#)

**Step 2. Configuration**

- A** configured with two standard USB ports, USB 2.1 [A](#)
- B** configured with one standard USB 2.1 port and one USB Type C [A](#)

**Step 3. Attachment Type**

- 1** shelf and surface attachment [A](#)
- 2** chase mount [A](#)

**Prices for Steps 1-3.**

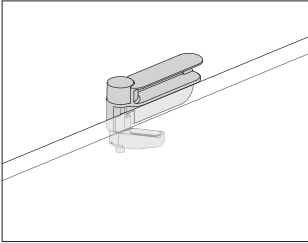
	1	2
<b>YT420. A</b>	\$232	261
<b>B</b>	\$345	371

**Step 4. Finish**

- UBK** ultra black (CP) [A](#) +\$0
- 91** white (CP) [A](#) +\$0
- 98** studio white (CP) [A](#) +\$0
- CL** cool grey neutral [A](#) +\$0
- G1** graphite (CP) [A](#) +\$0

Cord Cleat

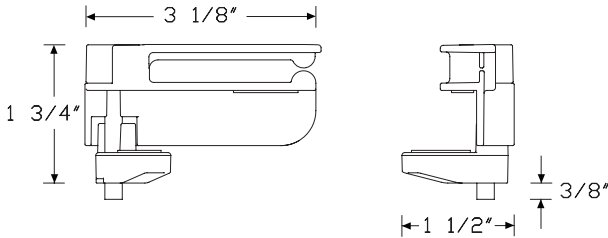
YT430.

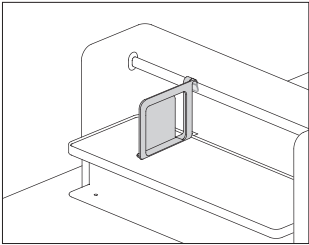


Product Information
Description
This plastic cleat clamps to a work surface to provide cord management. It is easily movable by the user, and can hold up to 4 round monitor cords.
Notes
Cord cleat works with work surfaces from 3/4" to 1 1/8" thick.
Dimensions

Specification Information
Step 1.
YT430. <span>A</span> \$47
Step 2. Finish
UBK ultra black (CP) <span>A</span> +\$0
91 white (CP) <span>A</span> +\$0
98 studio white (CP) <span>A</span> +\$0
CL cool grey neutral <span>A</span> +\$0
G1 graphite (CP) <span>A</span> +\$0

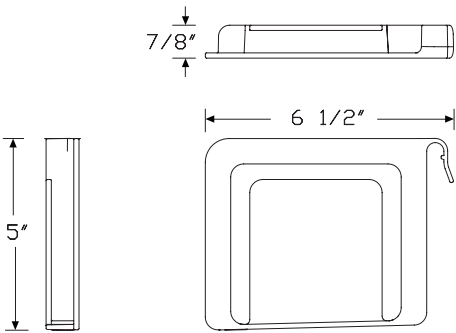
Thrive™ Work Tools





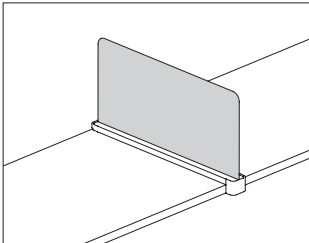
Product Information
Description
This bookend vertically divides books, binders, and folders. It attaches to the rod of the small and large organizers and the shelf with backdrop, and is easily moved by the user.
Notes
Order the following products separately:
• Small organizer (YT100.)
• Large organizer (YT150.)
• Shelf with backdrop (YT300.xxxx08xB)
Dimensions

Specification Information
Step 1.
YT440. <input type="checkbox"/> A
\$47
Step 2. Finish
UBK ultra black (CP) <input type="checkbox"/> A
+ \$0
91 white (CP) <input type="checkbox"/> A
+ \$0
98 studio white (CP) <input type="checkbox"/> A
+ \$0
CL cool grey neutral <input type="checkbox"/> A
+ \$0
G1 graphite (CP) <input type="checkbox"/> A
+ \$0



\_\_\_\_\_

100



## Product Information

Description
-------------

This white magnetic marker board attaches to a slim screen and is user movable.

Notes

Order slim screen (YT200.) separately.

## Dimensions

## Specification Information

Step 1.

YT450. A

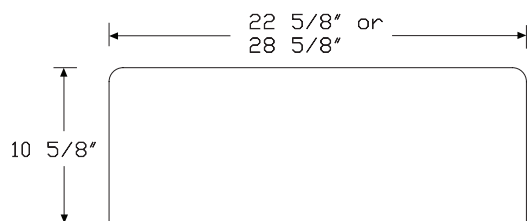
## Step 2. Application

- |   |                 |   |
|---|-----------------|---|
| 1 | 24" deep screen | A |
| 2 | 30" deep screen | A |

Prices for Steps 1-2.

YT450. 1	\$82
2	\$96

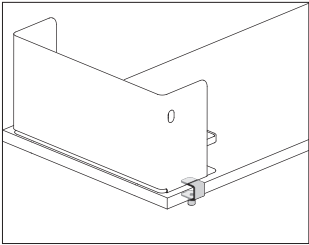
---





Surface Clamp

YT460.

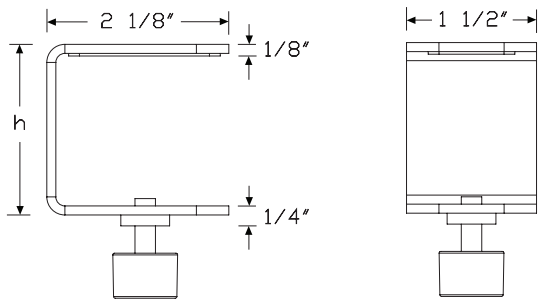


Product Information

Description  
This clamp can be added to the small and large organizers.

Notes  
Surface clamp attaches to square edge work surfaces from 3/4" to 1 1/8" thick.  
Specify standard application (1) for use with most HermanMiller work surfaces and legs. See Planning Guide for exact applications.  
Specify Canvas Office Landscape® universal leg application (2) to clamp an organizer on top of a Canvas universal leg.

Dimensions



Specification Information

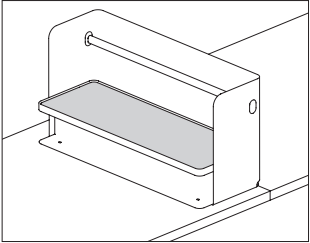
Step 1.  
YT460. ☐

Step 2. Application  
1 standard ☐  
2 Canvas Office Landscape® universal leg ☐

Prices for Steps 1-2.  
YT460. 1 \$82  
2 \$82

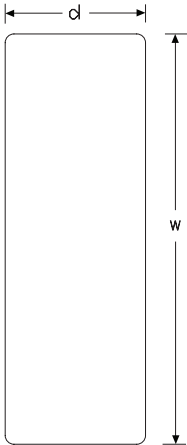
Step 3. Finish  
613 silver (CP) ☐ +\$0  
SNB satin bronze ☐ +\$10  
UBK ultra black (CP) ☐ +\$0  
91 white (CP) ☐ +\$0  
98 studio white (CP) ☐ +\$0  
G1 graphite (CP) ☐ +\$0

Thrive™ Work Tools



Product Information
Description
This liner retrofits to the small and large organizers. It is user movable without tools. Top material is polyester felt.
Notes
Specify 8" width (08) for a small organizer (YT100.).
Specify 11" width (11) for a large organizer (YT150.).
Dimensions

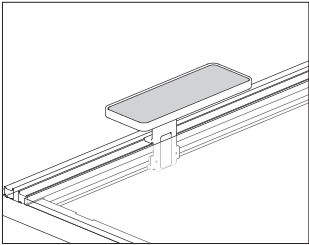
Specification Information
Step 1.
YT500. <input type="text" value="A"/>
Step 2. Width
08 8" wide <input type="text" value="A"/>
11 11" wide <input type="text" value="A"/>
Step 3. Depth
22 22" deep <input type="text" value="A"/>
Prices for Steps 1-3.
22
YT500. 08
11
\$127
\$146
Step 4. Liner Finish
Price Category 4
+\$0



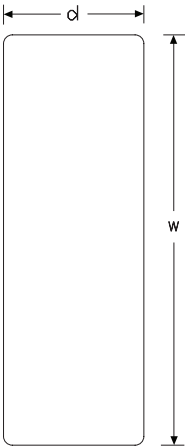
Thrive™ Work Tools

Shelf Liner

YT510.

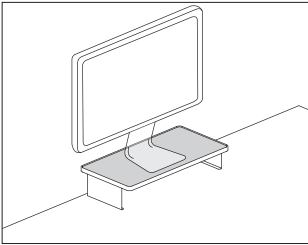


Product Information
Description
This liner retrofits to the shelf. It is user movable without tools. Top material is polyester felt.
Notes
Shelf liner is compatible with shelf (YT300.).
Dimensions




Specification Information
Step 1.
YT510. <input type="checkbox"/>
Step 2. Width
12 12" wide <input type="checkbox"/>
15 15" wide <input type="checkbox"/>
22 22" wide <input type="checkbox"/>
Step 3. Depth
For 12" wide (12)
05 5" deep <input type="checkbox"/>
For 15" wide (15)
08 8" deep <input type="checkbox"/>
For 22" wide (22)
05 5" deep <input type="checkbox"/>
08 8" deep <input type="checkbox"/>
Prices for Steps 1-3.
YT510. 12 05 08
15 \$88 —
22 — \$96
\$122 127
Step 4. Liner Finish
Price Category 4 +\$0

Thrive™ Work Tools



Product Information
Description
This liner retrofits to the monitor platform shelf. It is user movable without tools. Top material is polyester felt.
Notes
Liner is compatible with monitor platform shelf (YT320.).
Dimensions

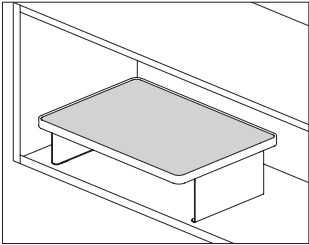
Specification Information
Step 1.
YT520. <span>A</span>
Step 2. Width
22 22" wide <span>A</span>
Step 3. Depth
11 11" deep <span>A</span>
Prices for Steps 1-3.
11
YT520. 22
\$146
Step 4. Liner Finish
Price Category 4
+\$0




Thrive™ Work Tools

Freestanding Shelf Liner

YT530.



Product Information
Description
This liner retrofits to the freestanding shelf. It is user movable without tools. Top material is polyester felt.
Notes
Liner is compatible with shelf (YT330.).
Dimensions

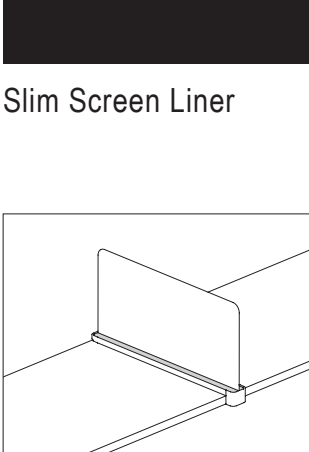


Specification Information
Step 1.
YT530. <span>A</span>
Step 2. Width
15 15" wide <span>A</span>
Step 3. Depth
11 11" deep <span>A</span>
Prices for Steps 1-3.
YT530. 15
11 \$127
Step 4. Liner Finish
Price Category 4
+\$0

Thrive™ Work Tools

\_\_\_\_\_

100



## Product Information

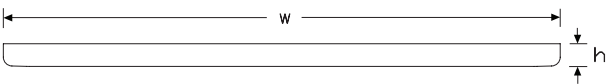
Description
-------------

This liner retrofits to the slim screen. It is user movable without tools. Top material is polyester felt.

## Notes

Liner is compatible with slim screen (YT200.).

## Dimensions



## Specification Information

Step 1.

YT540. A

## Step 2. Width

02 2" wide

### Step 3. Depth

24 24" deep

30 30" deep ☐ A

Prices for Steps 1-3.

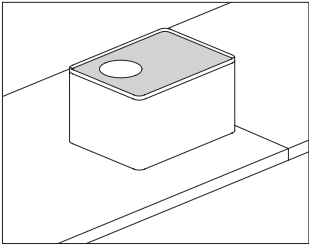
	24	30
YT540. 02	\$88	114

#### Step 4. Liner Finish

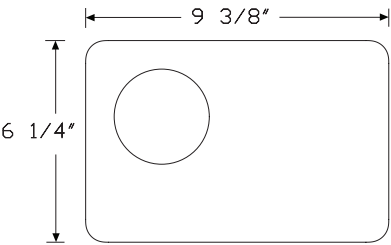
Price Category 4	+\$0
------------------	------

Formwork Liner

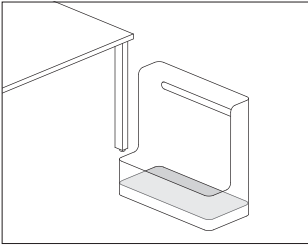
YT550.



Product Information
Description
This liner retrofits to Formwork bins and boxes. It is user movable without tools. Top material is polyester felt.
Notes
Formwork liner is compatible with the following products:
• Short bin (YT800.)
• Tall bin (YT810.)
• Box, small and large (YT840.S, YT840.L).
For use on the lid or base of the large and small box, specify application option (B).
For use on the lid or base of the tall and short bin, specify application option (T).
Dimensions




Specification Information
Step 1.
YT550. <span>A</span>
Step 2. Application
B large and small box <span>A</span>
T tall and short bin <span>A</span>
Prices for Steps 1-2.
YT550. B \$84
T \$117
Step 3. Liner Finish
Price Category 4 +\$0



Product Information
Description
This liner retrofits to the base of the mobile bag catch. It is user movable without tools. Top material is polyester felt.
Notes
Base liner is compatible with mobile bag catch (YT710.).
Dimensions

Specification Information
Step 1.
YT560. <span>A</span>
Step 2. Width
10      10" wide <span>A</span>
Step 3. Depth
22      22" deep <span>A</span>
Prices for Steps 1-3.
YT560. 10
Step 4. Liner Finish
Price Category 4

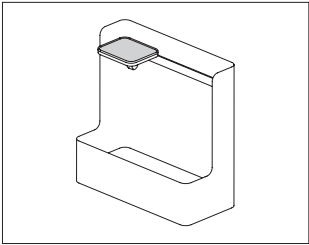
Thrive™ Work Tools



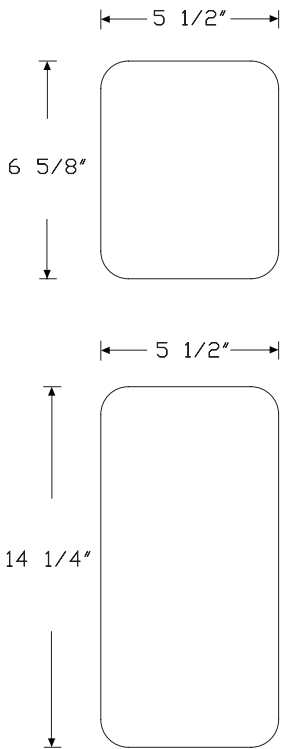


Mobile Bag Catch Shelf Liner

YT565.



Product Information
Description
This liner retrofits to the accessory shelf used with the mobile bag catch or Ambit™ shroud. It is user movable without tools. Top material is polyester felt.
Notes
Shelf liner is compatible with mobile bag catch (YT710.) and accessory shelf (YT715.).
Dimensions



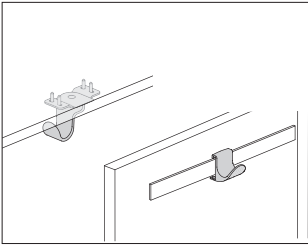
Specification Information
Step 1.
YT565. <span>A</span>
Step 2. Width
06      6" wide <span>A</span>
Step 3. Depth
For 6" wide (06)
07      7" deep <span>A</span>
Prices for Steps 1-3.
YT565. 06
Step 4. Liner Finish
Price Category 4

07

\$74

+\$0

Thrive™ Work Tools



Product Information

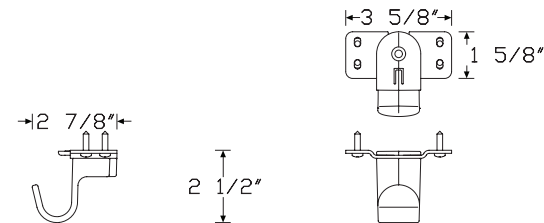
Description

This bag hook clamps to a work surface, mounts under the surface with screws, mounts to the underside of the Canvas Vista™ chase, or attaches to the Ambit™ shroud. The hook rotates 360° to hold the bag under the surface. Clamp mount is easily moved by the user. Fixed attachment option includes attachment hardware.

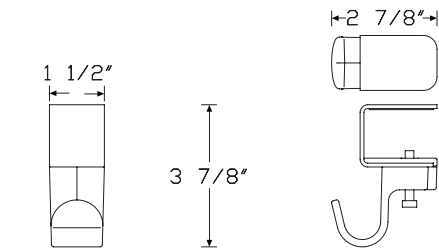
Notes

Clamp attaches to work surfaces from 3/4" to 1 1/8" thick.  
Maximum weight capacity is 15 pounds for clamp and fixed attachment;  
maximum weight capacity for hook attached to rail is 35 pounds.  
Vista chase mount (M) attaches to underside of Canvas Vista chase (FG110.). Attachment hardware included. It is user movable. For additional information, see Canvas Vista planning guide.

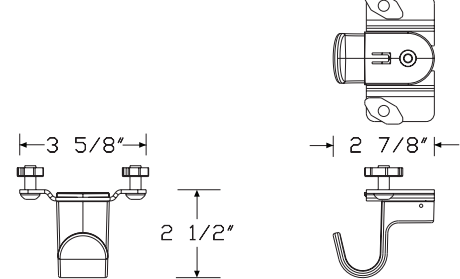
Dimensions



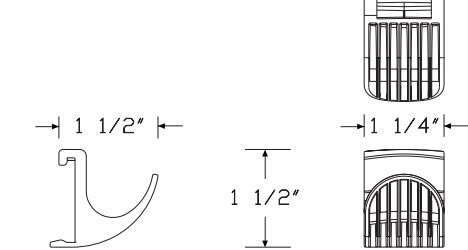
(F) Bag hook fixed



(C) Bag hook clamp

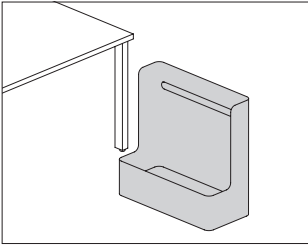


(M) Vista chase mount



(S) Ambit shroud attachment

Specification Information		
Step 1.		
YT700. <input type="checkbox"/>		
Step 2. Attachment Type		
S	shroud <input type="checkbox"/>	
C	clamp <input type="checkbox"/>	
F	fixed <input type="checkbox"/>	
M	chase mount <input type="checkbox"/>	
Prices for Steps 1-2.		
YT700. S		\$65
C		\$74
F		\$74
M		\$71
Step 3. Finish		
613	silver (CP) <input type="checkbox"/>	+\$0
UBK	ultra black (CP) <input type="checkbox"/>	+\$0
91	white (CP) <input type="checkbox"/>	+\$0
98	studio white (CP) <input type="checkbox"/>	+\$0
G1	graphite (CP) <input type="checkbox"/>	+\$0

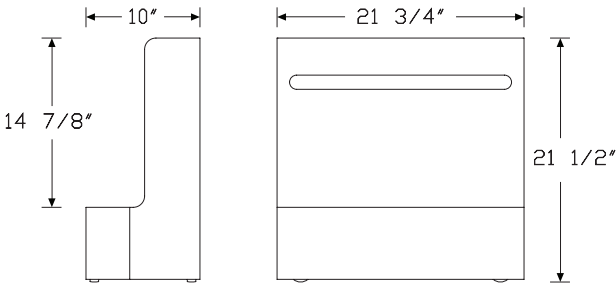


Product Information

**Description**  
This mobile bag catch provides storage for a personal bag. It also provides a natural boundary between users on either side of the catch. It rests on wheels for ease of movement. An optional shelf liner is available in a choice of colors.

**Notes**  
Order the following products separately:  
• Mobile bag catch base liner (YT560.)  
• Mobile bag catch shelf liner (YT565.)

Dimensions



Specification Information

Step 1.

YT710. ☐

Step 2. Height

21 21" high ☐

Step 3. Width

10 10" wide ☐

Step 4. Depth

22 22" deep ☐

Step 5. Base Material

L insert liner ☐

Step 6. Shelf Option

N no shelf ☐

S shelf ☐

Step 7. Shelf Material

For no shelf (N)

N no shelf ☐

For shelf (S)

M painted metal ☐

L insert liner ☐

Prices for Steps 1-7.

	22LNN	22LSM	22LSL
YT710. 21 10	\$738	781	852

Step 8. Bag Cubby Finish

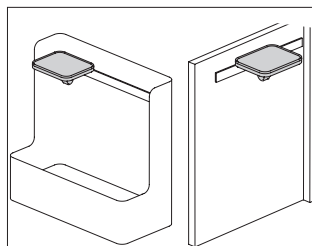
613	silver (CP) <input type="checkbox"/>	+\$0
UBK	ultra black (CP) <input type="checkbox"/>	+\$0
91	white (CP) <input type="checkbox"/>	+\$0
98	studio white (CP) <input type="checkbox"/>	+\$0
G1	graphite (CP) <input type="checkbox"/>	+\$0

Step 9. Insert Liner Finish

Price Category 4 +\$0

## Accessory Shelf

YT715.



### Product Information

#### Description

This painted metal shelf can be retrofit to the mobile bag catch or Ambit™ shroud. An optional liner is available in a choice of colors.

#### Notes

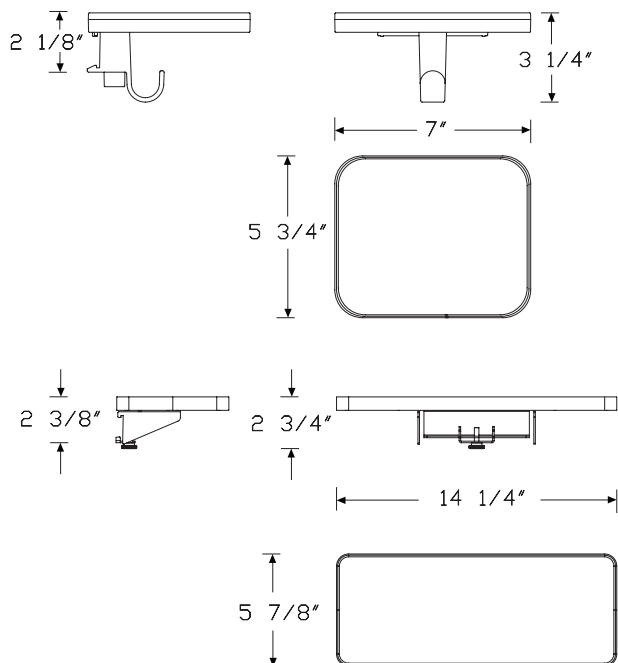
Bag hook included for mobile bag catch (BC) attachment and shroud attachment for 24" deep tables (S2) options.

Shroud attachment for 30" deep tables (S3) option is shelf only.

Order the following products separately:

- Mobile bag catch (YT710.)
- Ambit height adjustable table leg shroud (DV8S)
- Accessory shelf liner (YT565.)

#### Dimensions



### Specification Information

#### Step 1.

YT715. ☐

#### Step 2. Shelf Product Attachment

BC mobile bag catch ☐

S2 shroud - 24" deep tables ☐

S3 shroud - 30" deep tables ☐

#### Step 3. Width

For mobile bag catch (BC) or shroud - 30" deep tables (S3)

15 15" wide ☐

06 6" wide ☐

For shroud - 24" deep tables (S2)

06 6" wide ☐

#### Step 4. Depth

For 6" wide (06)

07 7" deep ☐

For 15" wide (15)

06 6" deep ☐

#### Step 5. Shelf Material

M painted metal ☐

L insert liner ☐

#### Prices for Steps 1-5.

	06M	06L	07M	07L
YT715. BC 15	\$244	386	—	—
06	—	—	\$163	96
S2 06	—	—	\$96	163
S3 15	\$244	386	—	—
06	—	—	\$96	163

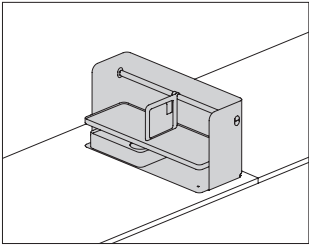
#### Step 6. Mobile Bag Catch Shelf Finish

613	silver (CP) <input type="checkbox"/>	+\$0
UBK	ultra black (CP) <input type="checkbox"/>	+\$0
91	white (CP) <input type="checkbox"/>	+\$0
98	studio white (CP) <input type="checkbox"/>	+\$0
G1	graphite (CP) <input type="checkbox"/>	+\$0

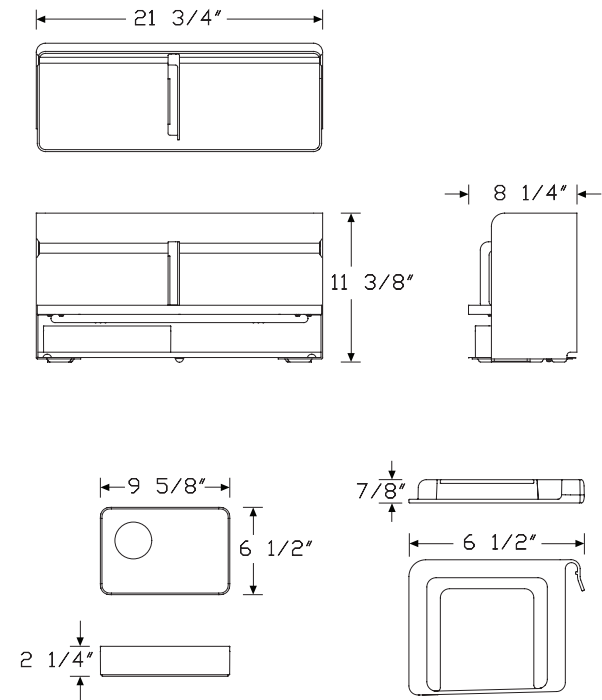
Step 7. Insert Liner Finish	
<i>For insert liner (L)</i>	
Price Category 4	+\$0

Small Organizer Kit #1

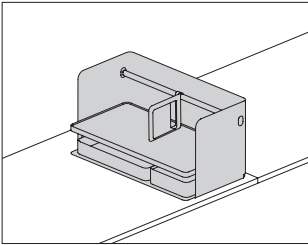
YT900.



Product Information
Description
This kit includes the following work tools:
<ul style="list-style-type: none"><li>• Small organizer without liner</li><li>• Rod bookend</li><li>• Formwork small box with cup</li></ul>
Notes
Finish (Step 2) combinations are predetermined.
For white (91):
<ul style="list-style-type: none"><li>• White (91) small organizer without liner</li><li>• White (91) rod bookend</li></ul>
For graphite (G1):
<ul style="list-style-type: none"><li>• Graphite (G1) small organizer without liner</li><li>• Graphite (G1) rod bookend</li></ul>
For metallic silver (MS):
<ul style="list-style-type: none"><li>• Metallic silver (MS) small organizer without liner</li><li>• Cool grey neutral (CL) rod bookend</li></ul>
Formwork finish (Step 3) is independent of (Step 2) finish specification.
Dimensions

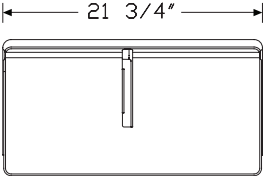
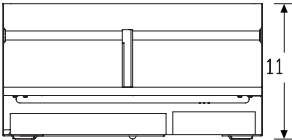
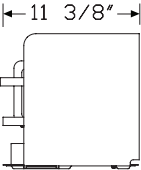
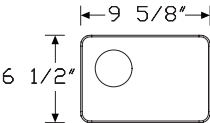
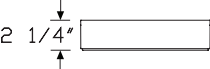
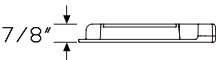
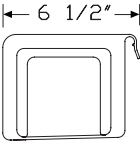
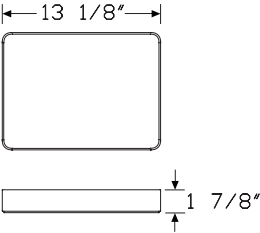


Specification Information
Step 1.
YT900. <span>A</span> \$772
Step 2. Finish
Metallic Paint
613 silver (CP) <span>A</span> +\$0
SNB satin bronze <span>A</span> +\$10
Sand Texture Paint
BK black <span>A</span> +\$0
UBK ultra black (CP) <span>A</span> +\$0
Smooth Paint
91 white (CP) <span>A</span> +\$0
98 studio white (CP) <span>A</span> +\$0
G1 graphite (CP) <span>A</span> +\$0
Step 3. Formwork Finish
CRT concrete <span>A</span> +\$0
NYX onyx <span>A</span> +\$0



Product Information	
Description	
This kit includes the following work tools:	
<ul style="list-style-type: none"><li>• Large organizer without liner</li><li>• Rod bookend</li><li>• Formwork small box with cup</li><li>• Formwork short bin without lid</li></ul>	
Notes	
Finish (Step 2) combinations are predetermined.	
For white (91):	
<ul style="list-style-type: none"><li>• White (91) large organizer without liner</li><li>• White (91) rod bookend</li></ul>	
For graphite (G1):	
<ul style="list-style-type: none"><li>• Graphite (G1) large organizer without liner</li><li>• Graphite (G1) rod bookend</li></ul>	
For metallic silver (MS):	
<ul style="list-style-type: none"><li>• Metallic silver (MS) large organizer without liner</li><li>• Cool grey neutral (CL) rod bookend</li></ul>	
Formwork finish (Step 3) is independent of (Step 2) finish specification and applies to all included Formwork products in this kit.	

Thrive™ Work Tools

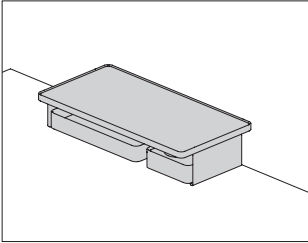
Dimensions	
	
	
	
	
	
	
	
	



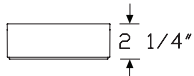
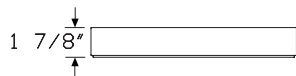
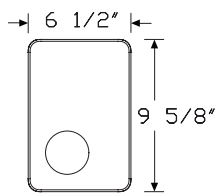
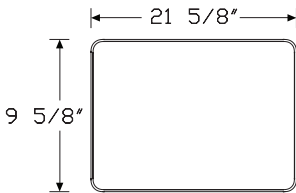
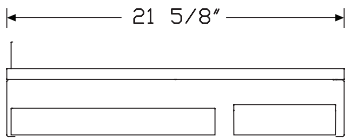
Specification Information		
Step 1.		
YT910.	<input type="checkbox"/>	\$943
Step 2. Finish		
Metallic Paint		
613	silver (CP) <input type="checkbox"/>	+\$0
Sand Texture Paint		
BK	black <input type="checkbox"/>	+\$0
UBK	ultra black (CP) <input type="checkbox"/>	+\$0
Smooth Paint		
91	white (CP) <input type="checkbox"/>	+\$0
98	studio white (CP) <input type="checkbox"/>	+\$0
G1	graphite (CP) <input type="checkbox"/>	+\$0
Step 3. Formwork Finish		
CRT	concrete <input type="checkbox"/>	+\$0
NYX	onyx <input type="checkbox"/>	+\$0

Monitor Platform Stand Kit #1

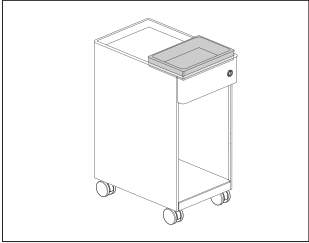
YT920.



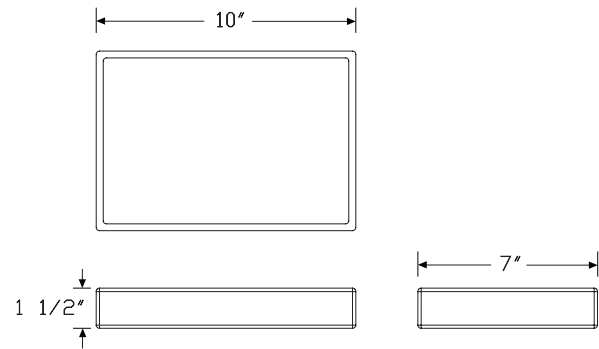
Product Information
Description
This kit includes the following work tools:
<ul style="list-style-type: none"><li>• Monitor platform stand without liner</li><li>• Formwork small box with cup</li><li>• Formwork short bin without lid</li></ul>
Notes
Finish (Step 2) combinations are predetermined.
For white (91):
<ul style="list-style-type: none"><li>• White (91) monitor platform stand without liner</li></ul>
For graphite (G1):
<ul style="list-style-type: none"><li>• Graphite (G1) monitor platform stand without liner</li></ul>
For metallic silver (MS):
<ul style="list-style-type: none"><li>• Metallic silver (MS) monitor platform stand without liner</li></ul>
Formwork finish (Step 3) is independent of (Step 2) finish specification and applies to all included Formwork products in this kit.
Dimensions



Specification Information		
Step 1.		
YT920.	<input type="checkbox"/> A	\$568
Step 2. Monitor Platform Stand Finish		
Metallic Paint		
613	silver (CP) <input type="checkbox"/> A	+\$0
SNB	satin bronze <input type="checkbox"/> A	+\$10
Sand Texture Paint		
BK	black <input type="checkbox"/> A	+\$0
UBK	ultra black (CP) <input type="checkbox"/> A	+\$0
Smooth Paint		
91	white (CP) <input type="checkbox"/> A	+\$0
98	studio white (CP) <input type="checkbox"/> A	+\$0
G1	graphite (CP) <input type="checkbox"/> A	+\$0
Step 3. Formwork Finish		
CRT	concrete <input type="checkbox"/> A	+\$0
NYX	onyx <input type="checkbox"/> A	+\$0



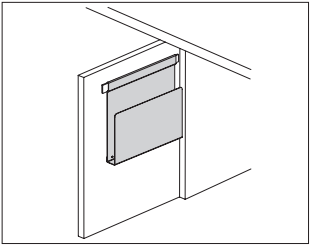
Product Information
Description
This cork tray provides space for personal items.
Notes
Compatible with the following products or as a stand-alone accessory:
• Ambit™ personal storage (IH100.)
• Ambit suspended storage (IH200.)
See planning guide for additional information.
Dimensions



Specification Information
Step 1.
IH353.
Step 2. Depth
07 7" deep
Step 3. Width
10 10" wide
Prices for Steps 1-3.
IH353. 07

10

\$179



Product Information
Description
This document holder rests on the optional tool rail of the Ambit™ Shroud. It has a painted metal surface and is designed to hold folders or personal office items.
Notes
Document holder designed for use with Ambit shroud (DV8S) with tool rail (2) option.
Not available for use as a stand-alone accessory.
See planning guide for additional information.

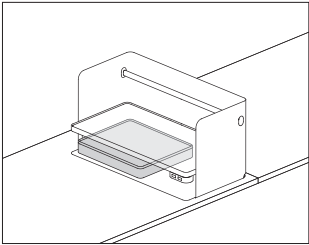
Dimensions
<div><div><div>Thrive™ Work Tools</div><div><div><div><div></div><div></div><div></div></div><div><div></div><div></div><div></div></div></div><div><div>12 3/8"</div><div>1 7/8"</div><div>13 3/8"</div></div></div></div></div>

Specification Information
Step 1.
YT716. <span>A</span>
Step 2. Shelf Product Attachment
S3 shroud - 30" deep tables <span>A</span>
Prices for Steps 1-2.
YT716. S3 \$203

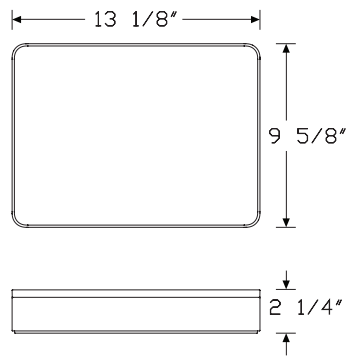
Step 3. Finish
8Q folkstone grey (CP) <span>A</span> +\$0
91 white (CP) <span>A</span> +\$0
98 studio white (CP) <span>A</span> +\$0
DB3 glacier <span>A</span> +\$10
DN2 nightfall <span>A</span> +\$10
DR1 canyon <span>A</span> +\$10
G1 graphite (CP) <span>A</span> +\$0
OLF olive <span>A</span> +\$10
UBK ultra black (CP) <span>A</span> +\$0
WL warm stone (CP) <span>A</span> +\$0
WN warm grey neutral <span>A</span> +\$0
611 beige mist metallic (CP) <span>A</span> +\$0
613 silver (CP) <span>A</span> +\$0
SNA satin aluminum <span>A</span> +\$15
SNB satin bronze <span>A</span> +\$15
SNC satin carbon <span>A</span> +\$15

Short Bin

YT800.



Product Information
Description
This short bin is designed to hold office tools and personal items. It is crafted of high gloss ABS plastic. It can stack on tall bins and boxes.
Notes
Order Formwork liner (YT550.) separately.
Dimensions

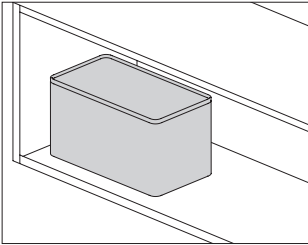


Specification Information
Step 1.
YT800. <input type="checkbox"/> A
Step 2. Lid Option
N no lid <input type="checkbox"/> A
L with lid <input type="checkbox"/> A
Prices for Steps 1-2.
YT800. N \$87
L \$124
Step 3. Finish
CRT concrete <input type="checkbox"/> A +\$0
NYX onyx <input type="checkbox"/> A +\$0

Thrive™ Work Tools

Tall Bin

YT810.

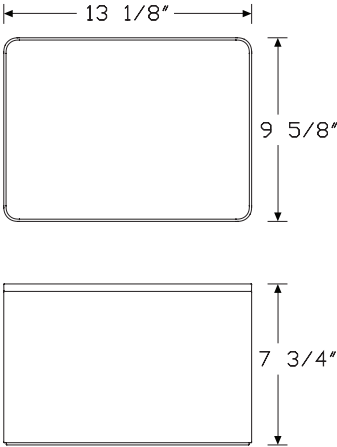


Product Information

**Description**  
This tall bin is designed to hold office tools and personal items. It is crafted of high gloss ABS plastic. It can stack on short bins and boxes.

**Notes**  
Order Formwork liner (YT550.) separately.

Dimensions



Specification Information

Step 1.

**YT810.** ☐ A

Step 2. Lid Option

**N** no lid ☐ A

**L** with lid ☐ A

Prices for Steps 1-2.

<b>YT810. N</b>	\$150
<b>L</b>	\$183

Step 3. Finish

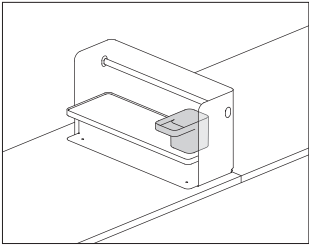
**CRT** concrete ☐ A +\$0

**NYX** onyx ☐ A +\$0

Thrive™ Work Tools

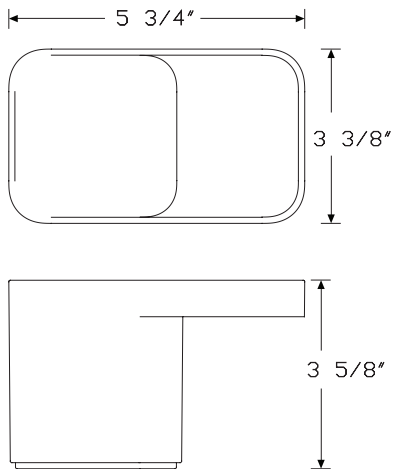
Square Pencil Cup

YT820.



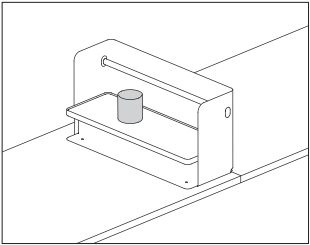
Product Information
Description
The pencil cup is designed to hold pencils, pens, markers, and office tools. It also has an integrated ledge for convenient storage of other small items. It is crafted of high gloss ABS plastic with a silicone base.
Dimensions

Specification Information		
Step 1.		
YT820.	<input type="text" value="A"/>	\$54
Step 2. Finish		
CRT	concrete <input type="text" value="A"/>	+\$0
NYX	onyx <input type="text" value="A"/>	+\$0



Round Pencil Cup

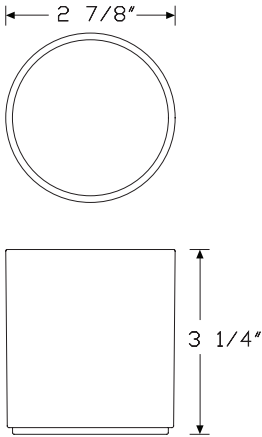
YT825.



Product Information

**Description**  
The round pencil cup is designed to hold pencils, pens, markers, and office tools. It is crafted of high gloss ABS plastic.

Dimensions



Specification Information

Step 1.

**YT825.** A \$54

Step 2. Finish

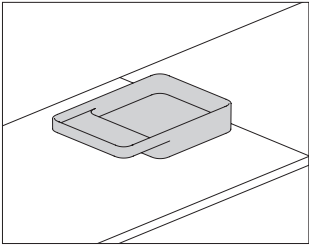
**CRT** concrete A +\$0

**NYX** onyx A +\$0

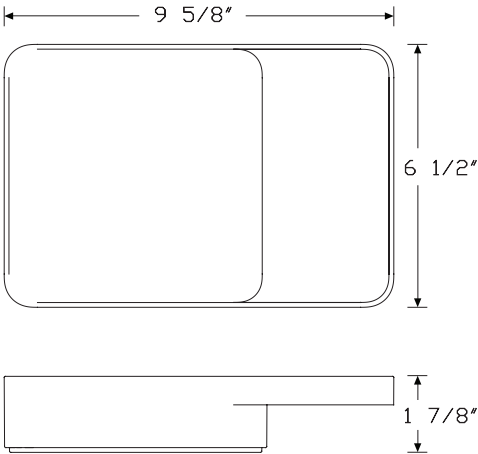


Tray

YT830.

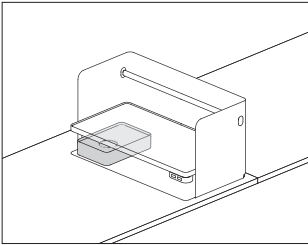


Product Information
Description
This stackable tray is designed to hold small office tools and personal items, and has an integrated ledge for storage of other objects such as business cards or a pad of sticky notes. Tray is crafted of high gloss ABS plastic with a silicone base.
Dimensions



Specification Information		
Step 1.		
YT830.	<input type="checkbox"/>	
Step 2. Size		
S	small	<input type="checkbox"/>
L	large	<input type="checkbox"/>
Prices for Steps 1-2.		
YT830. S		\$57
L		\$73
Step 3. Finish		
CRT	concrete	<input type="checkbox"/>
NYX	onyx	<input type="checkbox"/>

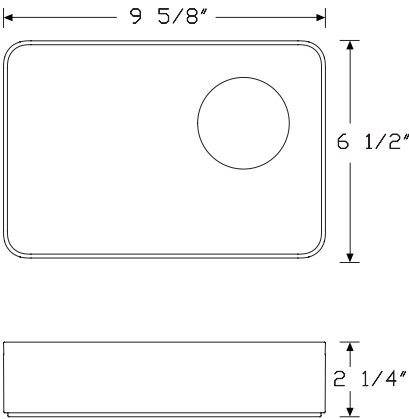
Thrive™ Work Tools



Product Information

**Description**  
This stackable box is designed to hold office tools and personal items, and has a cup for convenient storage of other objects such as paper clips, tacks, and loose change. It is crafted of high gloss ABS plastic with a silicone base.

Dimensions



Specification Information

**Step 1.**  
**YT840.** ☐

**Step 2. Size**  
**S** small ☐  
**L** large ☐

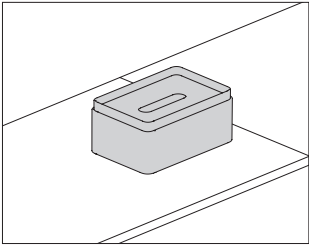
**Prices for Steps 1-2.**  
**YT840. S** \$123  
**L** \$149

**Step 3. Finish**  
**CRT** concrete ☐ +\$0  
**NYX** onyx ☐ +\$0

Thrive™ Work Tools

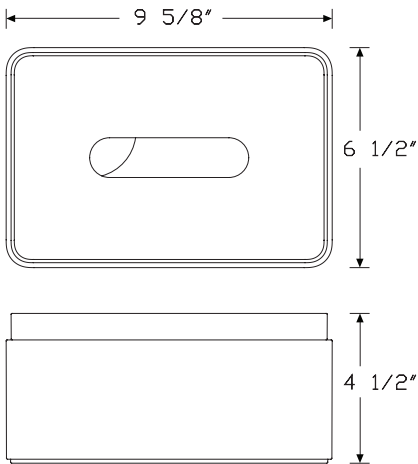
Tissue Box

YT850.



**Product Information**  
Description  
The tissue box is crafted of high gloss ABS plastic with a silicone base.

**Dimensions**



**Specification Information**  
Step 1.

**YT850.** A \$140

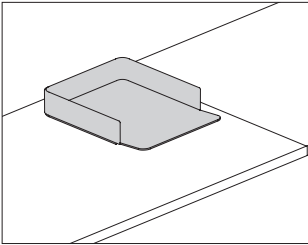
**Step 2. Finish**

**CRT** concrete A +\$0

**NYX** onyx A +\$0

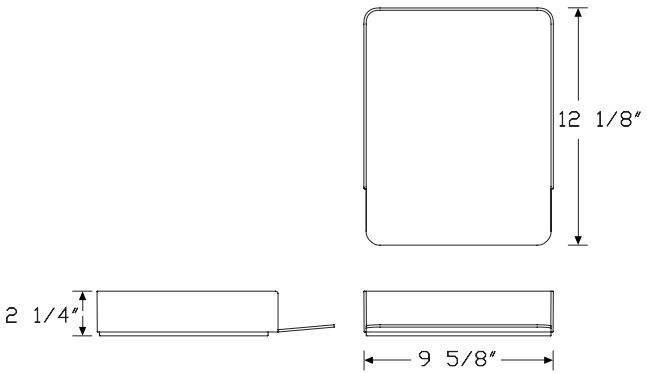
Paper Tray

YT870.



**Product Information**  
Description  
This stackable paper tray is crafted of high gloss ABS plastic.

Dimensions



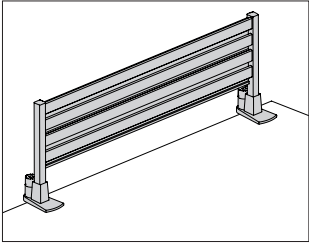
**Specification Information**  
Step 1.

**YT870.** ☐ A \$70

Step 2. Finish

**CRT** concrete ☐ A +\$0  
**NYX** onyx ☐ A +\$0

Thrive™ Work Tools

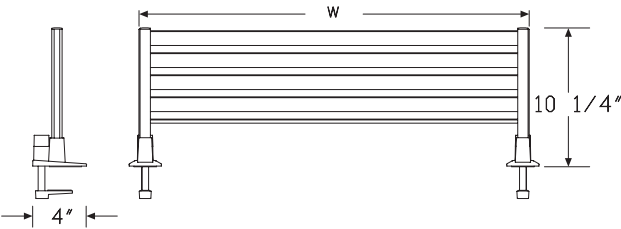


Product Information

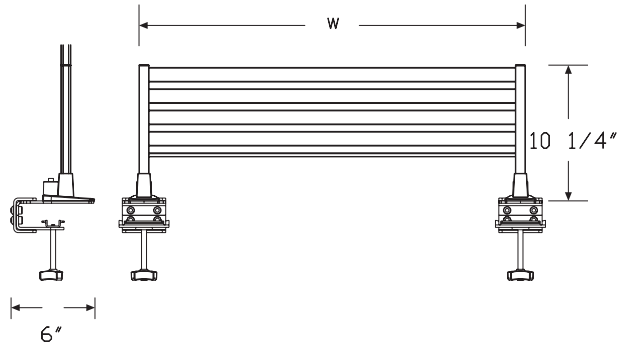
**Description**  
This all metal rail clamps to the edge of a freestanding surface. It has 4 forward facing slots for mounting. Accessories typically used on Ethospace® tiles and Action Office® rail tiles can be mounted on this surface attached tool rail.

- Notes**
- Order accessories such as paper trays and shelves separately.
  - Surface clamp adjusts to fit surfaces 1/2" to 1 5/8" thick.
  - Gap on back side of surface will be 1" to allow for clamping bracket attachment.
  - When using Canvas Metal Desk surfaces (FKS10., FKS21., FKS22., FKS31., FKS32., FKS34.) with modesty panel (FK700.) and/or hutch back panel (FK800.), specify Canvas metal desk mount (09) option.
  - There are 4 horizontal slots for hanging accessories on the 8" height unit. 8" height refers to tile height; overall height from top of surface is approximately 10".
  - Usable hanging space approximately 3" less than overall width.
  - Not recommended for use with rail mounted monitor arms.

Dimensions



Surface-attached tool rail



Canvas Metal Desk mounting bracket

Specification Information

Step 1.

Y7100.

Step 2. Width

- 24 24" wide
- 30 30" wide
- 36 36" wide

Step 3. Height/Attachment

- 08 8" high with standard clamp
- 09 8" high with canvas metal desk mount

Prices for Steps 1-3.

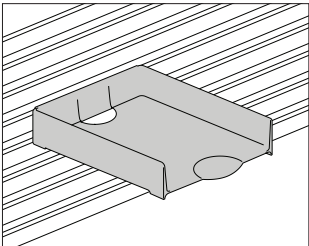
	08	09
Y7100. 24	\$492	697
30	\$538	770
36	\$586	840

Step 4. Finish

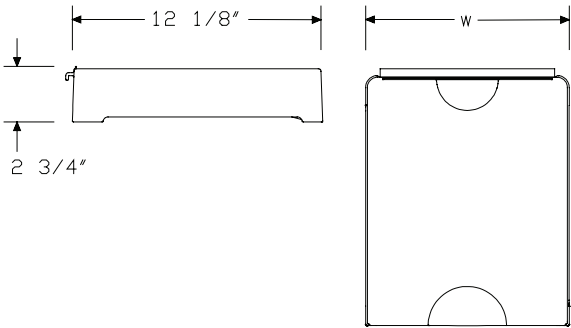
- 613 silver (CP) +\$0
- G1 graphite (CP) +\$0
- 91 white (CP) +\$0

Paper Tray

Y7216.



Product Information
Description
This plastic tray hangs from a rail or stands alone to horizontally store letter- or legal-size papers. It has 4 integrated feet on the bottom of the tray for standing on a surface or for stacking vertically.
Dimensions

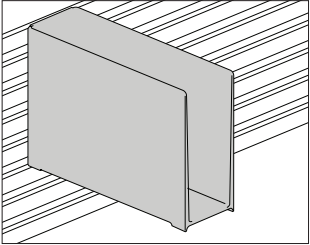


Specification Information
Step 1.
Y7216.
Step 2. Width
10 10" wide
16 16" wide
Prices for Steps 1-2.
Y7216. 10 \$53
16 \$69
Step 3. Surface Finish
UBK ultra black (CP) +\$0
91 white (CP) +\$0
CL cool grey neutral +\$0
G1 graphite (CP) +\$0
HF inner tone light +\$0
LT light tone +\$0
LU soft white +\$0
MT medium tone +\$0
WN warm grey neutral +\$0

Thrive™ Work Tools

Vertical Tray

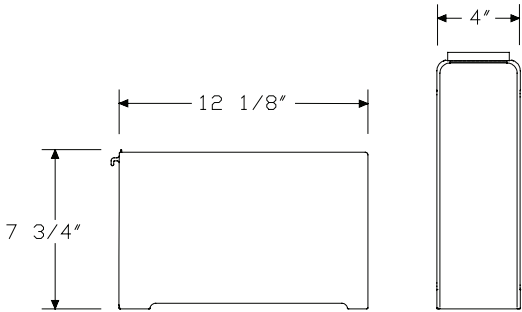
Y7217.



Product Information
Description
This plastic tray hangs from a rail or stands alone to vertically store papers, binders, and folders.
Dimensions

Specification Information		
Step 1.		
Y7217.4		\$62
Step 2. Surface Finish		
UBK	ultra black (CP)	+\$0
91	white (CP)	+\$0
CL	cool grey neutral	+\$0
G1	graphite (CP)	+\$0
HF	inner tone light	+\$0
LT	light tone	+\$0
LU	soft white	+\$0
MT	medium tone	+\$0
WN	warm grey neutral	+\$0

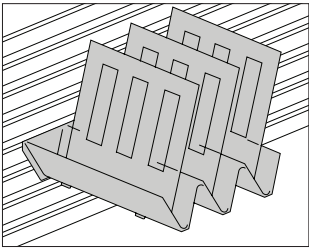
Thrive™ Work Tools



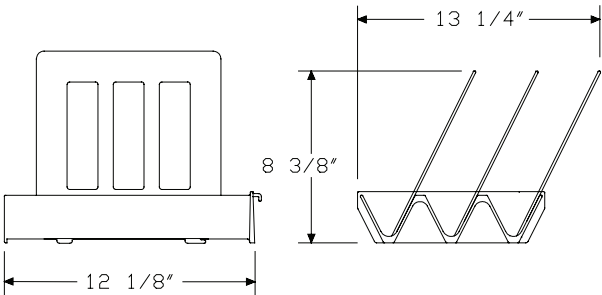


Diagonal Tray

Y7218.



Product Information
Description
This plastic tray hangs from a rail or stands alone to store papers and folders. It has 3 dividers that move to support left- or right-handed activities.
Dimensions

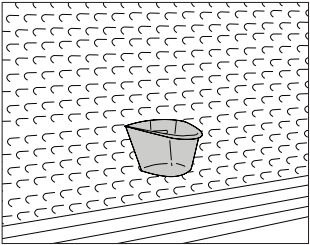


Specification Information		
Step 1.		
Y7218.		\$86
Step 2. Surface Finish		
UBK	ultra black (CP)	+\$0
91	white (CP)	+\$0
CL	cool grey neutral	+\$0
G1	graphite (CP)	+\$0
HF	inner tone light	+\$0
LT	light tone	+\$0
LU	soft white	+\$0
MT	medium tone	+\$0
WN	warm grey neutral	+\$0

Thrive™ Work Tools

Pencil Holder

Y7233.



Product Information

Description

This bin hangs from a work tool support product. It holds pens, pencils, markers, a cell phone, or other small items. Finish is 91 white.

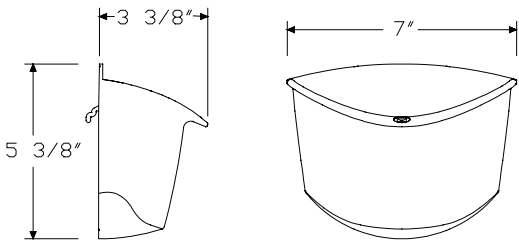
Dimensions

Specification Information

Step 1.

Y7233.

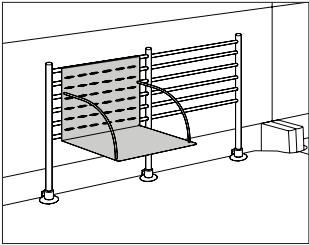
\$44



Thrive™ Work Tools

Binder Shelf

Y7312.

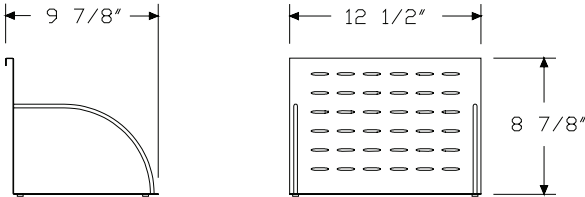


Product Information

Description

This 12"-wide shelf hangs from a rail to vertically store binders and books.

Dimensions



Specification Information

Step 1.

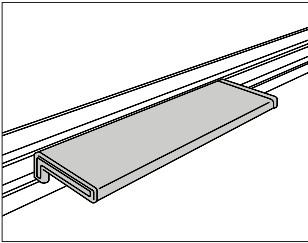
Y7312.12

\$261

Step 2. Surface Finish		
G1	graphite (CP)	+\$0
UBK	ultra black (CP)	+\$0
8Q	folkstone grey (CP)	+\$0
EH	metallic bronze	+\$0
HF	inner tone light	+\$0
LU	soft white	+\$0
MT	medium tone	+\$0
SG	slate grey	+\$0
WL	warm stone (CP)	+\$0

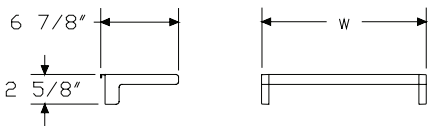
Mini-Shelf

Y7310.



Product Information
Description
This shelf hangs from a rail to hold or display small items.
Metallic silver (MS) shelf has cool grey neutral (CL) ends; metallic champagne (CN) and metallic bronze (EH) shelves have warm grey neutral (WN) ends.
Dimensions

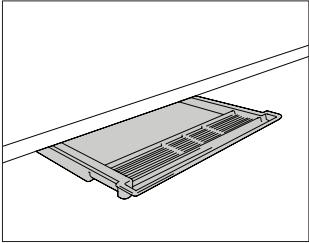
Specification Information
Step 1.
Y7310.
Step 2. Width
1515" wide
2424" wide
3030" wide
Prices for Steps 1-2.
Y7310. 15\$88
24\$92
30\$107



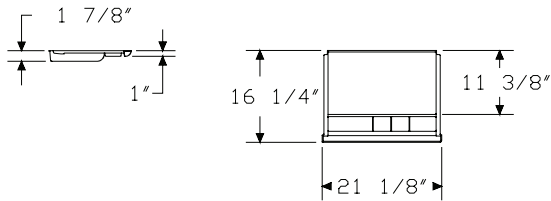
Step 3. Surface Finish
UBKultra black (CP)+\$0
8Qfolkstone grey (CP)+\$0
CLcool grey neutral+\$0
EHmetallic bronze+\$0
HFinner tone light+\$0
LUsoft white+\$0
MTmedium tone+\$0
SGslate grey+\$0
WLwarm stone (CP)+\$0
WNwarm grey neutral+\$0

Pencil Drawer

Y5010.

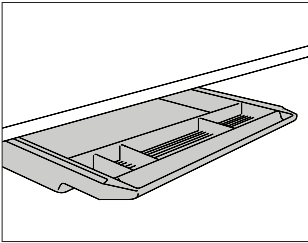


Product Information
Description
This plastic drawer mounts under a hanging or freestanding work surface to store pencils and other small items. Mounting hardware is included.
Dimensions



Specification Information		
Step 1.		
Y5010.		\$80
Step 2. Surface Finish		
UBK	ultra black (CP)	+\$0
8Q	folkstone grey (CP)	+\$0
HF	inner tone light	+\$0
LT	light tone	+\$0
LU	soft white	+\$0
MT	medium tone	+\$0
SG	slate grey	+\$0
WL	warm stone (CP)	+\$0
WN	warm grey neutral	+\$0

Thrive™ Work Tools

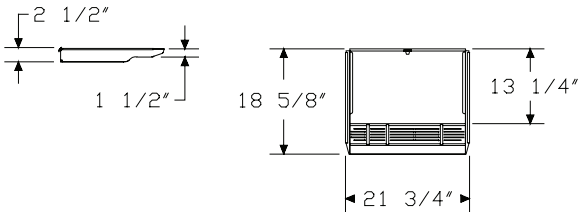


Product Information

Description

This metal drawer mounts under a hanging or freestanding work surface to store pencils and other small items. Mounting hardware is included.

Dimensions



Specification Information

Step 1.

Y5012.

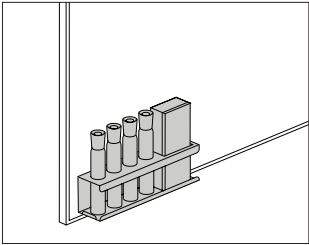
\$333

Step 2. Surface Finish

UBK	ultra black (CP)	+\$0
8Q	folkstone grey (CP)	+\$0
98	studio white (CP)	+\$0
HF	inner tone light	+\$0
LT	light tone	+\$0
LU	soft white	+\$0
MT	medium tone	+\$0
SG	slate grey	+\$0
WL	warm stone (CP)	+\$0
WN	warm grey neutral	+\$0

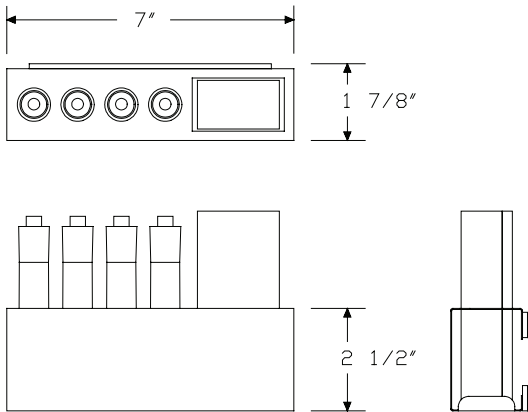
Marker/Eraser Holder

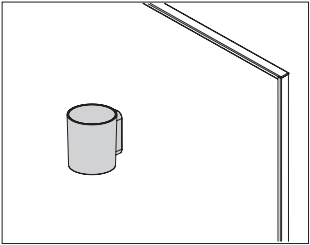
Y7231.



Product Information
Description
This metal holder includes 4 erasable markers and an eraser. It attaches to a vertical surface with hook-and-loop fastener, 2-sided tape, or magnetic tape (also included).
Notes
For attachment to glass white board (Y7232.), use hook-and-loop fastener. Magnetic tape will not work for this application.
Dimensions

Specification Information		
Step 1.		
Y7231.		\$201
Step 2. Finish		
613	silver (CP)	+\$0
UBK	ultra black (CP)	+\$0
91	white (CP)	+\$0



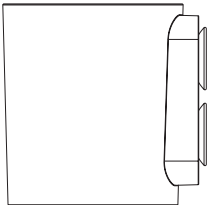
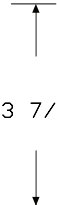



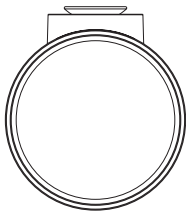


Product Information

**Description**  
This marker cup comes with 1 cup-style holder, 4 dry erase markers (1 each of black, red, blue, and green), and 1 microfiber towel. The cup attaches to a vertical, hard surface with suction cups or can sit flat on a worksurface.

Dimensions

Thrive™ Work Tools

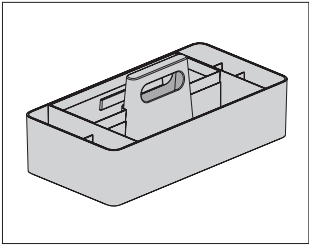


Specification Information

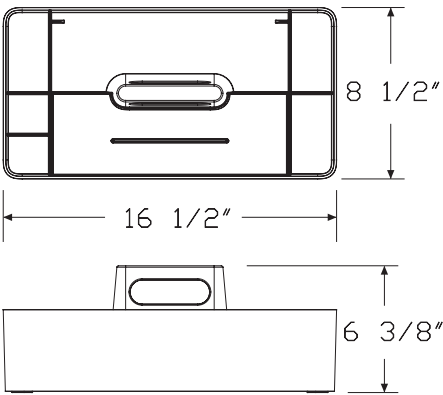
**Step 1.**  
**Y7235.** \$131

Step 2. Finish		
8Q	folkstone grey (CP)	+\$0
DB3	glacier	+\$5
DN2	nightfall	+\$5
DR1	canyon	+\$5
OLF	olive	+\$5
UBK	ultra black (CP)	+\$0





Product Information
Description
This molded plastic workbox comes in 1 size and fits onto an OE1 Storage Trolley.
Notes
Order OE1 storage trolley (HZ800., HZ82x., HZ83x.) separately.
Dimensions



Specification Information
Step 1.
Y7236.
Step 2. Width
17 17" wide
Step 3. Depth
09 9" deep
Prices for Steps 1-3.
Y7236. 17
Step 4. Workbox Finish
8Q folkstone grey (CP)
DB3 glacier
DN3 nightfall lt

09

\$258

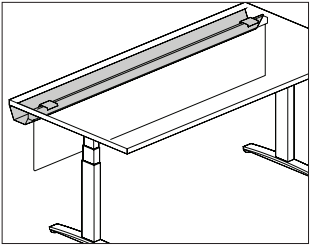
+\$0

+\$0

+\$0

Cable Trough

Y1200.



Product Information

Description

This trough attaches to a table, desk, peninsula, or work surface to hold and conceal cords and cables. It pivots down to allow easy access when laying cords inside, and can be specified with an optional modesty panel. The modesty panel has a fabric surface with aluminum top rail. Attachment hardware is included.

Notes

Specify trough to be equal to or less than the surface width.

Dimensions

Thrive™ Work Tools

Specification Information

Step 1.

Y1200.

Step 2. Width

24	24" wide
30	30" wide
36	36" wide
42	42" wide
48	48" wide

Step 3. Modesty Panel Option

N	no modesty panel
M	modesty panel

Prices for Steps 1-3.

	N	M
Y1200. 24	\$411	524
30	\$449	589
36	\$492	643
42	\$539	702
48	\$580	763

Step 4. Cable Trough Finish

AN	clear anodized aluminum	+\$0
----	-------------------------	------

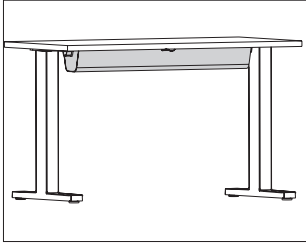
Step 5. Modesty Panel Fabric

For modesty panel (M)

Price Category 4	+\$28
------------------	-------

# Hinged Cable Trough

Y1300.



## Product Information

### Description

This sheet metal trough is a stand-alone cable management tray that mounts to the underside of a work surface to hold and conceal cords and cables. It can be used with Logic Mini, Ello Mini, and Ello Micro for cord storage or used alone with cords routed through the ends of the trough. Trough holds cords in place when open.

### Notes

Power strip (Y1500.) is intended to be housed inside the trough for additional power access.

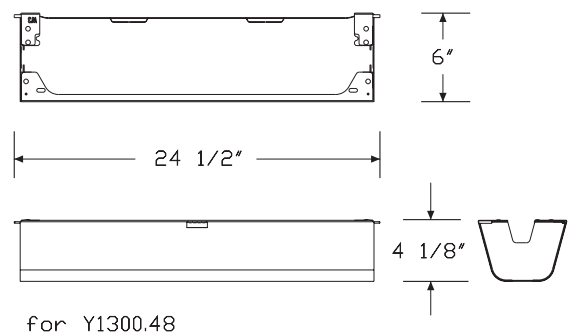
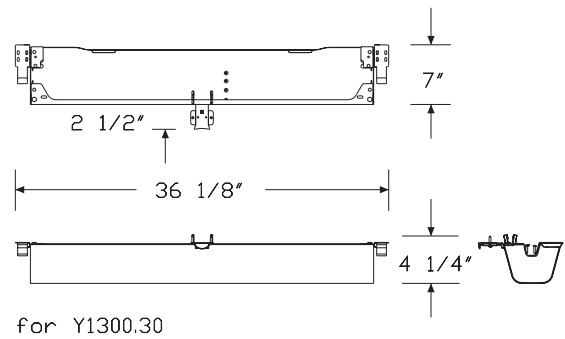
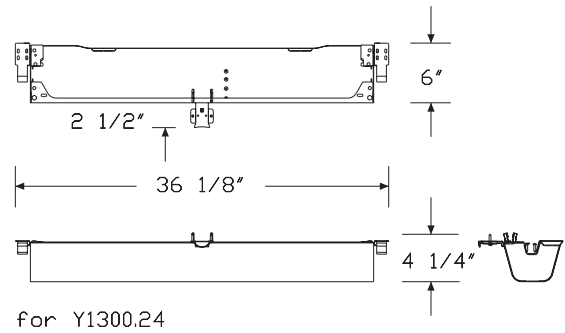
Hinged cable trough works best with a Motia® Vista™ height adjustable table (DV6GT.). Can be used on any other work surface that has the clearance for the overall dimensions listed below.

When specifying a 24"D×54"W table with legs inbound for under surface storage on both ends (2) option, the hinged cable trough option is not available. It is recommended to use the (Y1200.48N) cable trough, ordered separately.

Order the following products separately:

- Power strip (Y1500.)
- Logic Mini (Y1414., Y1412.)
- Ello Mini (Y1600.)
- Ello Micro (Y1601.)

## Dimensions



Thrive™ Work Tools

Thrive™ Work Tools

Specification Information

Step 1.

Y1300. ☐ A

Step 2. Work Surface Depth

- 24 for use with 24" deep work surface ☐ A
- 30 for use with 30" deep work surface ☐ A
- 48 for use with a 24" or 30" deep x 48" wide Motia C-Leg Table ☐ A

Prices for Steps 1-2.

Y1300. 24	\$274
30	\$297
48	\$257

Step 3. Finish

Smooth Paint

8Q	folkstone grey (CP) <input type="checkbox"/> A	+\$0
91	white (CP) <input type="checkbox"/> A	+\$0
98	studio white (CP) <input type="checkbox"/> A	+\$0
CL	cool grey neutral <input type="checkbox"/> A	+\$0
WL	warm stone (CP) <input type="checkbox"/> A	+\$0
WN	warm grey neutral <input type="checkbox"/> A	+\$0

Sand Texture Paint

G1	graphite (CP) <input type="checkbox"/> A	+\$0
----	--	------

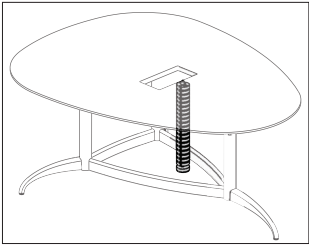
Metallic Paint

SNB	satin bronze <input type="checkbox"/> A	+\$0
EH	metallic bronze <input type="checkbox"/> A	+\$0

Umbilical Riser, Wire Management

Fixed Height

Y1430.



Product Information

Description

This riser routes power and data cords from the floor to the underside of a surface.

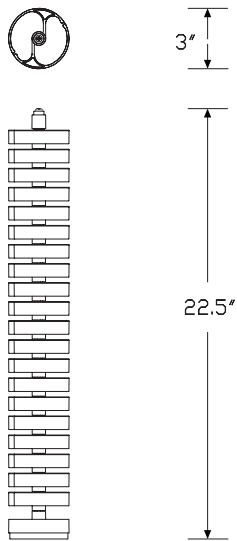
Notes

For use with 29"-high tables, specify seated height (S).

For use with 39"-high tables, specify collaboration height (C).

For data capacity, see cable management chart on Kiosk.

Dimensions



Specification Information

Step 1.

Y1430.

Step 2. Type

WF fixed height

Step 3. Table Height

S seated height

C collaboration height

Step 4. Attachment

G generic attachment

Prices for Steps 1-4.

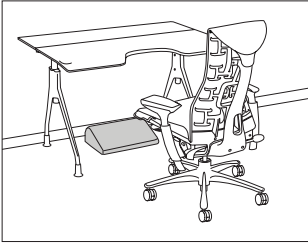
	G
Y1430. WF S	\$208
C	\$300

Step 5. Finish

613	silver (CP) <input type="text"/>	+\$0
91	white (CP) <input type="text"/>	+\$0
G1	graphite (CP) <input type="text"/>	+\$0

Foot Pillow

Y7760.



Product Information

Description

This pillow elevates and supports feet. It can be used with any work chair.

Notes

Customer's Own Material (COM) requires 1 yard. Customer's Own Leather (COL) requires 7 square feet. See Order Information in Appendices.

Dimensions

Specification Information

Step 1.

Y7760. \$432

Step 2. Fabric

See application chart and textiles list for fabric usage and numbers. First 2 digits of number indicate fabric line; remaining digit(s) indicate fabric color.

Price Category 1 A

Price Category 2

Price Category 3

Price Category 7 A

Price Category 9

+\$0

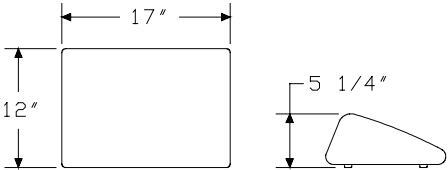
+\$17

+\$17

+\$22

+\$113

Thrive™ Work Tools



## Index by Product Name

Thrive™ Portfolio	
Accessory Shelf	page(s) 241
Ambit™ Cork Tray	247
Ambit™ Document Holder	248
Ambit™ Height Adjustable Table Screen, Metal	190
Ambit™ Height Adjustable Table Screen, PET	186
Ambit™ Height Adjustable Table Screen, Thin Profile Fabric	179
AV/VC One Base	86
AV/VC One Column Kit	85
AV/VC One Front Box Kit	88
AV/VC One Full Front Panel	89
AV/VC One Screen Mount Kit	87
AV/VC One Shelf	90
AV/VC One Technology Support Kit	84
Bag Hook	238
Beam-Mount Bracket, Wishbone Post	64
Binder Shelf	263
Box	254
Cable Trough	270
Cast Grommet	58
Connect™-Block Connector, 2-Circuit	143
Connect™-Block Connector, 4-Circuit	155
Connect™-Conduit Clamp	159
Connect™-Dual Junction Block Power Kit, 4-Circuit	147
Connect™-Dual Receptacle Power Kit, 2-Circuit	138
Connect™-Duplex Receptacle, 2-Circuit, 15 Amp	137
Connect™-Duplex Receptacle, 4-Circuit	153
Connect™-Ganging Bracket Kit	158
Connect™-Jumper, 2-Circuit	140
Connect™-Junction Block, 4-Circuit	151
Connect™-Junction Block Brackets, 4-Circuit	154
Connect™-Junction Block to Junction Block Jumper, 4-Circuit	149
Connect™ - Modular Power Entry, 2 Circuit, Architectural Wall Receptacle	
Box	136
Connect™-Modular Power Entry, 4 Circuit, Architectural Wall Junction	
Box	146
Connect™-Power Entry, 2-Circuit	135
Connect™-Power Entry, 4-Circuit	144
Connect™-Power Entry, 4-Circuit, New York City	145
Connect™-Power Entry with Plug End, 20 Amp	134
Connect™-Receptacle Brackets, 2-Circuit	142
Connect™-S100	120
Connect™-S200	121
Connect™-S300	122
Connect™ - S310 Electrical Unit with Connect Modular Connection	157
Connect™-S400	124
Connect™-S500	125

Connect™ - S720 - Connect Single Circuit Power Unit	128
Connect™ - S730 - Connect Single Circuit Power Unit	129
Connect™ - S740 - Connect Single Circuit Power Unit	130
Connect™ - S750 - Connect Single Circuit Power Unit	132
Connect™ Single Circuit Electrical By-Pass Jumper	127
Connect™ Single Circuit Electrical Power Entry	126
Connect™-Transition Jumper, 2- to 4-Circuit	156
Controlled Receptacle Decal (12 per sheet)	105
Cord Cleat	226
Diagonal Tray	261
Dual Flo® Now Surface Clamp Mount	57
Ello Micro	95
Ello Mini	93
Enhanced Back-To-Back Post Bracket	74
Fabric Modesty Panel	196
Fine Height Adjuster	68
Flo® Dual-Screen Monitor Arm - Clamp Mount	18
Flo® Now Dual-Screen Monitor Arm - Clamp Mount	7
Flo® Now Layout Studio Attachment Pin	53
Flo® Now Low Profile Clamp	39
Flo® Now Modular Bracket - Bracket Only	69
Flo® Now Modular Monitor Arm Assembly	8
Flo® Now Single-Screen Monitor Arm - Arm Only	11
Flo® Now Single-Screen Monitor Arm Assembly	13
Flo® Now Single-Screen Monitor Arm Bulk Pack	6
Flo® Now Single-Screen Monitor Arm Bulk Pack - Arms Only	12
Flo® Now Single-Screen Monitor Arm Support	5
Flo® Now Through Mount with Rotation Stop	51
Flo® Now Two-Piece Clamp Mount	38
Flo® X Dual Mount Bar - Bar only	70
Flo® X Monitor Arm - Arm Only	30
Flo® X Monitor Arm - Assembly	9
Flo® X Multi Mount Handle	72
Flo® X Multi Mount Monitor Arm - Arm Only	31
Flo® X Triple Bar Extension Kit	71
Flo® X Two-Piece Clamp Mount - Clamp only	56
Flute™ Personal Light	209
Foot Pillow	274
Formwork Liner	235
Freestanding Shelf	221
Freestanding Shelf Liner	233
Glass White Board	192
Hinged Cable Trough	271
JAW™ Adjustable CPU Holder	80
JAW™ Adjustable CPU Holder Assembly	78
Laminate Screen, Surface Attached	169
Large Organizer	214

# Index by Product Name *continued*

Large Organizer Kit #1	244
Lima Expansion Monitor Arm - Arm Only	36
Lima Laptop Mount	37
Lima Monitor Arm Assembly	19
Logic C1000 Universal Clamp Mount Distributor	101
Logic G1000 Grommet Mounted Electrical Distributor	103
Logic G1200 Grommet Pass Thru	117
Logic HD Cable Manager	118
Logic Micro Tower	119
Logic Mini	97
Logic Mini Grommet	116
Logic Mini - Vine	99
Logic Reach™ Canvas Channel System Start	111
Logic Reach™ Canvas Dock System Start	110
Logic Reach™ Canvas Vista System Start	112
Logic Reach™ Canvas Wall System Start	108
Logic Reach™ Electrical Hub	115
Logic Reach™ Floor Start	107
Logic Reach™ Overlay System Start	113
Logic Reach™ Under Carpet Track	114
Logic Reach™ Wall Start	106
LOOP™ Adjustable CPU Holder	79
LOOP™ Adjustable CPU Holder Assembly	77
LOOP™ Micro	65
Low-Profile Clamp	63
Magnetic Document Clip	222
Magnetic Marker Board	228
Marker/Eraser Holder	267
Metal Board, Screen Attached	172
Metal Marker Board, Fabric Screen Attached	174
Metal Marker Board, Screen Attached	175
Metal Pencil Drawer	266
Metal Straight Screen, Surface Attached with Modesty	216
Mini-Shelf	264
Mobile Bag Catch	240
Mobile Bag Catch Base Liner	236
Mobile Bag Catch Shelf Liner	237
Modesty Panel	194
Monitor Platform Shelf	220
Monitor Platform Shelf Liner	232
Monitor Platform Stand Kit #1	246
Name Tag	223
Name Tag Clip	171
Ode Desk Lamp	210
Ode Freestanding Floor Lamp	211
Ode Surface-Integrated Lamp	212
OE1 Marker Cup	268

OE1 Metal Boundary Screen	204
OE1 Movable Screen, Flat Edge	201
OE1 Movable Screen, Pari	197
OE1 Personal Hoodie, Single Pack	205
OE1 Personal Hoodie, Six Pack	206
OE1 Workbox	269
Ollin® Dual Bar Handle - Handle Only	73
Ollin Dual Bar	15
Ollin Laptop and Tablet Mount	66
Ollin Laptop and Tablet Mount Assembly	16
Ollin Single Screen Monitor Arm - Arm Only	29
Ollin Single-Screen Monitor Arm Support	14
Ondo Clamp Cover	46
Ondo Connectivity Module	40
Ondo Connectivity Module - Worksurface Mount Assembly	42
Ondo Laptop Cable	48
Ondo Module	44
Ondo Post Clamp Spacer	49
Ondo Worksurface Mount - Mount Only	50
Organizer Liner	230
Oripura Laptop Stand	76
Paper Tray	256, 259
Pari Screen, Height Adjustable Tables	161
Pencil Drawer	265
Pencil Holder	262
Performance Rail Clamp	54
Personal Side Screen	164
Personal Side Screen, Rectangular	168
Power Plug Strip	160
Rare Earth Magnets	193
Rod Bookend	227
Round Pencil Cup	252
Shelf	217
Shelf Backdrop	219
Shelf Liner	231
Short Bin	249
Slim Screen	215
Slim Screen Liner	234
Small Organizer	213
Small Organizer Kit #1	243
Squared-Edge Corner Wedge	82
Square Pencil Cup	251
Surface-Attached Screen, Flat Edge	165
Surface-Attached Tool Rail	257
Surface Clamp	229
Tall Bin	250
Through-Surface Mounting Bracket, 1 3/8"	60



Through-Surface Mounting Bracket, 3"	61
Tissue Box	255
Tone™ Personal Light	207
Tone™ Single-Arm Personal Light	208
Track Mount CPU Enclosure	92
Track Mount Small Cradle CPU Support	91
Tray	253
Umbilical Riser, Wire Management Fixed Height	273
Universal CPU Holder Slide & Rotate Kit	81
USB Power Module	225
Vertical Tray	260
Vista Modesty Screen - Double Sided, Height Adjustable Table	178
Vista Privacy + Modesty Screen - Double Sided, Height Adjustable Table	177
Wishbone® C-Post with Quick Release	34
Wishbone® Dual Bar Monitor Arm Assembly	24
Wishbone® Dual-Screen Monitor Arm Assembly	21
Wishbone® Monitor Arm	33
Wishbone® Plus Dual-Screen Monitor Arm Assembly	27
Wishbone® Plus Monitor Arm	35
Wishbone® Plus Quad-Screen Monitor Arm Assembly	28
Wishbone® Plus Single-Screen Monitor Arm Assembly	26
Wishbone® Post	67
Wishbone® Post High Load Top-Surface Mounting Clamp	62
Wishbone® Post Top-Mounting Surface Clamp	59
Wishbone® Quad-Screen Monitor Arm Assembly	22
Wishbone® Single-Screen Monitor Arm Assembly	20
Wishbone Dual Bar - Bar Only	75
Wishbone Post Performance Rail Clamp	55



## Index by Product Number

G9999. Controlled Receptacle Decal (12 per sheet)	page(s) 105	Y1352. Connect™-Power Entry, 4-Circuit, New York City	145
IH353. Ambit™ Cork Tray	247	Y1353. Connect™-Junction Block to Junction Block Jumper, 4-Circuit	149
Y1113. Modesty Panel	194	Y1354. Connect™-Block Connector, 4-Circuit	155
Y1114. Fabric Modesty Panel	196	Y1355. Connect™-Duplex Receptacle, 4-Circuit	153
Y1116. Pari Screen, Height Adjustable Tables	161	Y1356. Connect™-Transition Jumper, 2- to 4-Circuit	156
Y1117. Personal Side Screen	164	Y1357. Connect™-Junction Block Brackets, 4-Circuit	154
Y1118. Surface-Attached Screen, Flat Edge	165	Y1358. Connect™-Junction Block, 4-Circuit	151
Y1119. Personal Side Screen, Rectangular	168	Y1359. Connect™-Modular Power Entry, 4 Circuit, Architectural Wall	
Y1120. Laminate Screen, Surface Attached	169	Junction Box	146
Y1121. Name Tag Clip	171	Y1372. Connect™ - S720 - Connect Single Circuit Power Unit	128
Y1122. Metal Board, Screen Attached	172	Y1373. Connect™ - S730 - Connect Single Circuit Power Unit	129
Y1123. Metal Marker Board, Fabric Screen Attached	174	Y1374. Connect™ - S740 - Connect Single Circuit Power Unit	130
Y1124. Metal Marker Board, Screen Attached	175	Y1375. Connect™ - S750 - Connect Single Circuit Power Unit	132
Y1130. Vista Privacy + Modesty Screen - Double Sided, Height Adjustable		Y1377. Connect™ Single Circuit Electrical Power Entry	126
Table	177	Y1378. Connect™ Single Circuit Electrical By-Pass Jumper	127
Y1131. Vista Modesty Screen - Double Sided, Height Adjustable		Y1412. Logic Mini Grommet	116
Table	178	Y1414. Logic Mini	97
Y1141. OE1 Movable Screen, Pari	197	Y1415. Logic Mini - Vine	99
Y1142. OE1 Movable Screen, Flat Edge	201	Y1420. Logic G1200 Grommet Pass Thru	117
Y1143. OE1 Metal Boundary Screen	204	Y1423. Logic C1000 Universal Clamp Mount Distributor	101
Y1148. OE1 Personal Hoodie, Single Pack	205	Y1424. Logic HD Cable Manager	118
Y1148. OE1 Personal Hoodie, Six Pack	206	Y1425. Logic G1000 Grommet Mounted Electrical Distributor	103
Y1150. Ambit™ Height Adjustable Table Screen, Thin Profile Fabric	179	Y1430. Umbilical Riser, Wire Management Fixed Height	273
Y1155. Ambit™ Height Adjustable Table Screen, PET	186	Y1450. Logic Reach™ Wall Start	106
Y1160. Ambit™ Height Adjustable Table Screen, Metal	190	Y1451. Logic Reach™ Floor Start	107
Y1200. Cable Trough	270	Y1460. Logic Reach™ Canvas Wall System Start	108
Y1300. Hinged Cable Trough	271	Y1461. Logic Reach™ Canvas Dock System Start	110
Y1321. Connect™-S100	120	Y1462. Logic Reach™ Canvas Channel System Start	111
Y1322. Connect™-S200	121	Y1464. Logic Reach™ Canvas Vista System Start	112
Y1323. Connect™-S300	122	Y1465. Logic Reach™ Overlay System Start	113
Y1324. Connect™-S400	124	Y1470. Logic Reach™ Under Carpet Track	114
Y1325. Connect™-S500	125	Y1480. Logic Reach™ Electrical Hub	115
Y1329. Connect™ - S310 Electrical Unit with Connect Modular		Y1490. Logic Micro Tower	119
Connection	157	Y1500. Power Plug Strip	160
Y1338. Connect™-Ganging Bracket Kit	158	Y1600. Ello Mini	93
Y1339. Connect™-Conduit Clamp	159	Y1601. Ello Micro	95
Y1340. Connect™-Dual Receptacle Power Kit, 2-Circuit	138	Y2091. Squared-Edge Corner Wedge	82
Y1341. Connect™-Power Entry, 2-Circuit	135	Y5010. Pencil Drawer	265
Y1342. Connect™-Power Entry with Plug End, 20 Amp	134	Y5012. Metal Pencil Drawer	266
Y1343. Connect™-Jumper, 2-Circuit	140	Y6470. Flute™ Personal Light	209
Y1344. Connect™-Block Connector, 2-Circuit	143	Y6480. Tone™ Personal Light	207
Y1345. Connect™-Duplex Receptacle, 2-Circuit, 15 Amp	137	Y6481. Tone™ Single-Arm Personal Light	208
Y1347. Connect™-Receptacle Brackets, 2-Circuit	142	Y6485. Ode Desk Lamp	210
Y1349. Connect™ - Modular Power Entry, 2 Circuit, Architectural Wall		Y6486. Ode Freestanding Floor Lamp	211
Receptacle Box	136	Y6487. Ode Surface-Integrated Lamp	212
Y1350. Connect™-Dual Junction Block Power Kit, 4-Circuit	147	Y7100. Surface-Attached Tool Rail	257
Y1351. Connect™-Power Entry, 4-Circuit	144	Y7216. Paper Tray	259

Y7217.	Vertical Tray	260
Y7218.	Diagonal Tray	261
Y7231.	Marker/Eraser Holder	267
Y7232.	Glass White Board	192
Y7233.	Pencil Holder	262
Y7234.	Rare Earth Magnets	193
Y7235.	OE1 Marker Cup	268
Y7236.	OE1 Workbox	269
Y7310.	Mini-Shelf	264
Y7312.	Binder Shelf	263
Y7760.	Foot Pillow	274
Y29117	Flo® Now Dual-Screen Monitor Arm - Clamp Mount	7
Y29117	Flo® Now Single-Screen Monitor Arm Support	5
Y29118	Flo® Now Modular Monitor Arm Assembly	8
Y29118	Flo® Now Single-Screen Monitor Arm Bulk Pack	6
Y29119	Flo® Now Single-Screen Monitor Arm Assembly	13
Y29209	Flo® Now Single-Screen Monitor Arm - Arm Only	11
Y29212	Flo® Now Single-Screen Monitor Arm Bulk Pack - Arms Only	12
Y91011	Wishbone® Single-Screen Monitor Arm Assembly	20
Y91012	Wishbone® Dual-Screen Monitor Arm Assembly	21
Y91015	Wishbone® Quad-Screen Monitor Arm Assembly	22
Y91016	Wishbone® Dual Bar Monitor Arm Assembly	24
Y91021	Wishbone® Plus Single-Screen Monitor Arm Assembly	26
Y91022	Wishbone® Plus Dual-Screen Monitor Arm Assembly	27
Y91025	Wishbone® Plus Quad-Screen Monitor Arm Assembly	28
Y91103	JAW™ Adjustable CPU Holder Assembly	78
Y91104	LOOP™ Adjustable CPU Holder Assembly	77
Y91175	Flo® Dual-Screen Monitor Arm - Clamp Mount	18
Y91195	Flo® X Monitor Arm - Assembly	9
Y92000	Wishbone® Monitor Arm	33
Y92001	Wishbone® Post	67
Y92007	Wishbone® Plus Monitor Arm	35
Y92009	Enhanced Back-To-Back Post Bracket	74
Y92024	Fine Height Adjuster	68
Y92026	Wishbone® C-Post with Quick Release	34
Y92038	Universal CPU Holder Slide & Rotate Kit	81
Y92040	JAW™ Adjustable CPU Holder	80
Y92041	LOOP™ Adjustable CPU Holder	79
Y92050	Cast Grommet	58
Y92052	Wishbone® Post Top-Mounting Surface Clamp	59
Y92054	Through-Surface Mounting Bracket, 1 3/8"	60
Y92055	Through-Surface Mounting Bracket, 3"	61
Y92057	Beam-Mount Bracket, Wishbone Post	64
Y92071	Wishbone® Post High Load Top-Surface Mounting Clamp	62
Y92075	Oripura Laptop Stand	76
Y92079	Low-Profile Clamp	63
Y92089	Flo® Now Layout Studio Attachment Pin	53

Y92092	Flo® Now Two-Piece Clamp Mount	38
Y92098	Performance Rail Clamp	54
Y92099	Wishbone Post Performance Rail Clamp	55
Y92100	Dual Flo® Now Surface Clamp Mount	57
Y92103	Flo® Now Modular Bracket - Bracket Only	69
Y92104	Wishbone Dual Bar - Bar Only	75
Y92105	Flo® Now Through Mount with Rotation Stop	51
Y92106	Flo® Now Low Profile Clamp	39
Y92110	Ondo Connectivity Module	40
Y92111	LOOP™ Micro	65
Y92112	Ondo Connectivity Module - Worksurface Mount Assembly	42
Y92200	Ondo Module	44
Y92201	Ondo Clamp Cover	46
Y92202	Ondo Laptop Cable	48
Y92203	Ondo Post Clamp Spacer	49
Y92204	Ondo Worksurface Mount - Mount Only	50
Y94100	Track Mount Small Cradle CPU Support	91
Y94102	Track Mount CPU Enclosure	92
Y95000	Ollin Single Screen Monitor Arm - Arm Only	29
Y95011	Ollin Laptop and Tablet Mount	66
Y95111	Ollin Single-Screen Monitor Arm Support	14
Y95112	Ollin Laptop and Tablet Mount Assembly	16
Y95122	Ollin Dual Bar	15
Y95123	Ollin® Dual Bar Handle - Handle Only	73
Y96000	AV/VC One Column Kit	85
Y96001	AV/VC One Base	86
Y96002	AV/VC One Screen Mount Kit	87
Y96003	AV/VC One Front Box Kit	88
Y96004	AV/VC One Full Front Panel	89
Y96005	AV/VC One Shelf	90
Y96111	AV/VC One Technology Support Kit	84
Y97002	Lima Laptop Mount	37
Y97211	Lima Monitor Arm Assembly	19
Y97212	Lima Expansion Monitor Arm - Arm Only	36
Y98000	Flo® X Monitor Arm - Arm Only	30
Y98001	Flo® X Multi Mount Monitor Arm - Arm Only	31
Y98002	Flo® X Dual Mount Bar - Bar only	70
Y98003	Flo® X Triple Bar Extension Kit	71
Y98004	Flo® X Multi Mount Handle	72
Y98005	Flo® X Two-Piece Clamp Mount - Clamp only	56
YT100.	Small Organizer	213
YT150.	Large Organizer	214
YT200.	Slim Screen	215
YT250.	Metal Straight Screen, Surface Attached with Modesty	216
YT300.	Shelf	217
YT310.	Shelf Backdrop	219
YT320.	Monitor Platform Shelf	220



YT330. Freestanding Shelf	221
YT400. Magnetic Document Clip	222
YT410. Name Tag	223
YT420. USB Power Module	225
YT430. Cord Cleat	226
YT440. Rod Bookend	227
YT450. Magnetic Marker Board	228
YT460. Surface Clamp	229
YT500. Organizer Liner	230
YT510. Shelf Liner	231
YT520. Monitor Platform Shelf Liner	232
YT530. Freestanding Shelf Liner	233
YT540. Slim Screen Liner	234
YT550. Formwork Liner	235
YT560. Mobile Bag Catch Base Liner	236
YT565. Mobile Bag Catch Shelf Liner	237
YT700. Bag Hook	238
YT710. Mobile Bag Catch	240
YT715. Accessory Shelf	241
YT716. Ambit™ Document Holder	248
YT800. Short Bin	249
YT810. Tall Bin	250
YT820. Square Pencil Cup	251
YT825. Round Pencil Cup	252
YT830. Tray	253
YT840. Box	254
YT850. Tissue Box	255
YT870. Paper Tray	256
YT900. Small Organizer Kit #1	243
YT910. Large Organizer Kit #1	244
YT920. Monitor Platform Stand Kit #1	246



## 20-Day or Less/Assigned Lead-Time Order Information

### 20-Day or Less and Assigned Lead-Time Programs

20-day or less and assigned lead-time products are designed for established Herman Miller dealers with pre-approved credit.

Products are distributed from multiple manufacturing facilities across the United States. All products and options not designated by an Assigned Lead-Time icon  will ship in 20 business days or less after being acknowledged by Herman Miller. Products and options designated by an  are on the assigned lead-time program and will ship in 20 days, less than 20 days, or more than 20 days from order acknowledgement.

### Ordering Procedure

Please place orders through Order Manager. If this is not available to you, place orders through mail or fax. Verbal purchase orders will not be accepted.

Order Entry fax number for Meridian®

Filing and Storage: (616) 846 9236.

Order Entry fax number for all other products:

(616) 654 3085.

For more information, contact your Customer Care representative at: (866) 854 3048 ext 3400.

### Shipments and Delivery

Per Herman Miller Terms and Conditions.

### Changes and Cancellation

Per Herman Miller Terms and Conditions.





# Customer's Own Material

## Order Information — Workspaces

### Customer's Own Material

#### Program Overview

The Customer's Own Material (COM) program gives you the option of using textiles other than those listed. Herman Miller will test textiles for application to Herman Miller products and will process orders for those with approved COM textiles only. COM textiles are on assigned lead times.

Omni lists an overview of fabrics that have been tested and indicates whether or not they were approved for application to Herman Miller products.

Specific information on the terms and conditions, testing, approval, and ordering process for COM is listed below. Questions about the COM program and requests for assistance may be directed to your COM representative at:

(616) 654 3400

(866) 854 3048 ext 6543400

#### Customer's Own Material Warranty

Herman Miller does not warrant COM textiles. COM textiles are tested for application only; they are not tested for performance. The Herman Miller warranty does apply to the underlying products.

Suppliers of COM textiles are responsible for color consistency within commercial tolerances, UV stability, and resistance to soiling and perspiration.

#### Customer's Own Material Pricing

COM is a Category 1 fabric. There are no application charges for COM fabrics.

Ordering and payment for COM textile yardage are the responsibility of the customer and the textile supplier.

If desired, Herman Miller will purchase COM textiles directly from Maharam, Camira, C.F. Stinson, Guilford of Maine, Luna Textiles, Momentum Textiles and Ultrafabrics to simplify ordering and shipment. For this service, refer to the Supplier Connection program in Omni.

#### Application Note

Herman Miller does not guarantee that Customer's Own Material (COM) fabric patterns will align across panels/tiles or from one screen to the next. We also do not guarantee that COM fabric designs will be positioned consistently in the same location across several panels, tiles, or screens.

#### Textile Approval

1. Select a COM textile and a Herman Miller product.
2. If your textile does not show as tested in Omni, submit a request. You will be required to select a specific color of the textile and feature of the product to test, i.e., seat, back, etc.
3. Herman Miller will notify you of approval or disapproval within 4 days from receipt of the test yardage.

#### Ordering Products with COM

1. Refer to the specific products to determine the yardage required for COM textiles.  
*Note: Yardage requirements are based on nondirectional, 54"-wide textiles. 66"-wide textiles are needed for application on 60"-wide products. Additional yardage may be needed due to the unique characteristics of a textile.*
2. Obtain the COM ID# in Omni. If the color you are ordering does not have a COM ID# assigned, click "Create ID".
3. Enter your order on Order Manager in Omni.
4. Upon receipt of your purchase order, Herman Miller will send you a PO acknowledgment.
5. Arrangements must be made for the textiles to be shipped from the supplier to Herman Miller for application to the Herman Miller products. Textiles must be tagged with the assigned identification number and the roll yardage quantity. See Omni for shipping procedures and current shipping addresses or contact a COM representative at (616) 654 3400 or (866) 854 3048 ext 6543400.

Products will be scheduled for production when COM textiles are received at Herman Miller. Standard lead times in effect at that time will apply.

*Note: If textiles are to be purchased directly by Herman Miller through the Supplier Connection program, Herman Miller will handle the ordering and shipping process and will schedule your order for production upon receipt of your purchase order (dependent on textile availability). Refer to the Supplier Connection program for more information.*

Customer's Own Material  
Order Information — Workspaces

continued

Supplier Connection

Program Overview

The Supplier Connection program is a service offered by Herman Miller to purchase approved COM textiles directly from Maharam, Camira, C.F. Stinson, Guilford of Maine, Luna Textiles, Momentum Textiles and Ultrafabrics. When you select a textile through this program, Herman Miller will facilitate the ordering, scheduling, and shipment of the textile directly with the supplier.

Suppliers included in the Supplier Connection program keep an active inventory of textiles that are pre-approved for application to Herman Miller products. Pre-approval applies only to the suitability of a textile for manufacturing and application to a Herman Miller product. Omni provides an overview of fabrics that have been tested and indicates whether or not they were approved for application to Herman Miller products.

Specific information on the terms and conditions, testing, approval, and ordering process for the Supplier Connection program is listed below. Questions and requests for assistance may be directed to your COM representative at:  
(616) 654 3400  
(866) 854 3048 ext 6543400

Supplier Connection Warranty

Textiles purchased by Herman Miller through the Supplier Connection program are COM and are not warranted by Herman Miller. COM textiles are tested for application only; they are not tested for performance. The Herman Miller warranty does apply to the underlying products.

Suppliers of COM textiles are responsible for color consistency within commercial tolerances, UV stability, and resistance to soiling and perspiration.

Supplier Connection Pricing

Textiles purchased by Herman Miller through the Supplier Connection program are COM. COM is a Category 1 fabric. There are no application charges for COM fabrics.

Payment for textiles purchased by Herman Miller through the Supplier Connection program is the responsibility of the customer or dealer. Herman Miller will invoice the order at a total product cost based on the supplier's price published at the time of the order.

Textile Approval

1. Select a COM textile and a Herman Miller product.
2. If your textile does not show as tested in Omni, submit a request. You will be required to select a specific color of the textile and feature of the product to test, i.e., seat, back, etc.
3. Herman Miller will notify you of approval or disapproval within 4 days from receipt of the test yardage.

Ordering Products with Supplier Connection COM

1. Identify and include the following information on your purchase order:
  - Product number and option
  - Herman Miller's COM identification number
2. Enter your order on Order Manager in Omni.
3. Upon receipt of the purchase order, Herman Miller will process your order and send you a PO acknowledgment. Herman Miller will determine the yardage required to produce your product and will order and schedule for delivery the required textile. Standard lead times in effect at the time the textile is allocated at the supplier will apply to products ordered through this program.

# Central Palette Overview

## Central Palette

### Program Overview

The Central Palette is the result of an intentional effort to integrate future design direction, field insights, and long-term business strategy. The palette provides a foundation of design continuity between Herman Miller and Knoll products, while each brand retains their distinct colors, materials, and finishes.

A centralized palette allows designers to create a greater variety of cross-branded premium workplace solutions at a variety of price points.

### Finishes

A consolidation of like colors focused in the neutral color space. Painted and plastic components within the palette meet consistent performance and aesthetic criteria, allowing for improved efficiency and reliability.

#### Paint & Plastic:

8Q Folkstone Grey  
91 White  
98 Studio White  
CRB Carbon  
G1 Graphite  
UBK Ultra Black  
WL Warm Stone

#### Metallics:

611 Beige Mist Metallic  
613 Silver

### Laminate

The following solid color and woodgrain laminates will be available in high pressure (HPL) and thermally fused (TFL) versions with coordinating edgbands to support both brands of products.

#### Solid Color:

8Q Folkstone Grey  
91 White  
98 Studio White  
UBK Ultra Black  
WL Warm Stone

#### Woodgrain:

125 Natural Maple  
126 Natural Cherry  
127 Walnut  
139 Light Ash  
140 Warm Ash  
LBA Clear on Ash \*  
LBB Oak on Ash \*  
LBC Walnut on Ash \*  
LBU Medium Matte Walnut

#### Matte:

NSD Celestial Grey  
NSJ Asteroid Grey  
NSK Nebula Black

\* HPL features a woodgrain textured surface; TFL (Melamine) has a smooth surface.

## Veneer

The following veneers will be available in aligned gloss and pore options across workspace products for Knoll and Herman Miller.

#### Techwood:

639 Light Cherry Techwood  
651 Soft Grey Techwood  
652 Whitened Quartered Oak Techwood  
658 Clear Techwood  
683 Soft Walnut Techwood  
684 Dark Umber Techwood

#### Natural Veneer & Premium Techwood:

008 Blonde Oak  
009 White Oak  
010 Golden Oak  
012 Oxford Walnut  
016 Umber on Oak  
017 Light Walnut  
021 Peacock Green Walnut  
653 Vivid Oak Techwood  
659 Brushed Teak Techwood  
660 White Maple Techwood  
670 Deep Rosewood Techwood

#### Premium Veneer:

070 Ebonized Oak

#### Gloss & Pore Options include:

A - low gloss/closed pore  
B - medium gloss/closed pore  
C - high gloss/closed pore  
D - low gloss/open pore  
E - medium gloss/open pore  
F - high gloss/open pore

### Textiles

Textiles are not yet part of the Central Palette program. Refer to the COM Database for Textiles approved on products from various MillerKnoll Brands.



# Textiles Application Chart — Workspaces

• Available

**A** Assigned lead-time textile.

**A** Maharam textiles are on assigned lead times.

See page 2 for exception notes.

		Action Office® Panels/Connectors	Action Office B-Style Tackboards	Action Office/Ethospace E-Style Storage	Ethospace Tiles/Connectors	Ethospace/Canvas Office Landscape® Privacy Doors	Canvas Tiles/Extended Width Tiles/Channel Tiles	Canvas B-/E-Style Storage	Canvas Tackboards	Canvas Metal Desk Hutch Back Panel	Canvas Vista™ Movable Insert and Display Unit	OE1 Boundary Agile Wall Tile	OE1 Boundary Project Board and Screens	OE1 Floating Screen	OE1 Nook Liner/Felt Screen Liner/Storage Trolley Liner	Overlay™ Performance Wall Cladding	Pari™ Screens/Flat Edge Screens/Channel Screens	Passport Work Table Screen	Renew™ Link Screens	Ambit™ Workspace Solutions Screen	Ambit Workspace Solutions Metal Screen Liner	Exclaves® Tackable Boards and Stowage Tackable Backdrop	Exclave Video-Friendly Tackable Boards & Stowage Tackable Backdrop	Personal Side Screen	Tu® Wood Storage Cubby Tackboard	Seating
Price Category 1																										
COM	Customer's Own Material	A	1	1	1	1	1	1	1	1	1	1	1			1	1		1	1		1	1	1	1	1
2V__	Chain		•	•	•	•	•	22	•	•	•	•	•			•	•		•	•					•	
8T__	Crossing (85__)		2	2	•	•	•	•	2	•	•		•	•		•	•		•	•		•	8		•	18
3DE__	Dex		6	2	•	•	•	•	2	•	•		•	•		•	•		•	•		•		•	•	•
2I__	Grasscloth		•	•	•	•	•	•	•	•	•	•	•			•	•		•	•				•	•	
1MN__	Monologue		2	2	•	•	•	•	2	•	•	•	•			•	•		•	•				•	•	•
5T__	Resonance		•	•	•	•	•	•	•	•	•	•	•			•	•		•	•				•	•	•
4SC__	Scatter		2	2				•	•	•	•	•	•			•	•		•	•		•		•	•	•
3DN__	Scribe		•	•	•	•	•	•	•	•	•	•	•			•	•		•	•		•		•	•	•
22F__	Slant		6	•		•	•	•		•	•	•				•									•	
235__	Tailored		•		•	•	•	8	•	•	•	•				•									•	•
1WS__	Whisper		2	2	•	•	•	•	2	•	•	•	•	•		•	•		•	•		•		•	•	•
Price Category 2																										
3AR__	Aristo		2	2	•	•	•	•	2	•	•	•	•	•		•	•		•	•		•		•	•	•
51__	Cord		•	•	•	•	•	•	•	•	•	•				•	•			•				•	•	
92__	Crepe		2	•	•	•	•	•	•	•	•	•				•	•				•		8	•		•
3EP__	Epic		2	2	•	•	•	•	2	•	•		•	•		•	•		•	•		•		•	•	•
3DP__	Hint		•	•	•	•	•	•		•	•	•	•			•	•		•	•		•		•	•	•
4N__	Horizon		2	2	•	•	•	•	•	•	•	•				•	•			•				•	•	
1HA__	Medley		2	2	•	•	•	•	•	•	•	•	•	•		•	•			•	•		8	•		•
4ME__	Mellow		2	2	•	•	•	•	2	•	•	•	•			•	•			•	•			•	•	•
ZMA__	Metaphor - Maharam	A	2	2	2	2	•	•	2	•		•	•			•	•			•	•		•			•
8I1__	Muse - Maharam	A	2	2	2	•		•	2	•		•	•	•		•	•			•	•		•		•	•
3SL__	Sequel				2				2																	•
4TE__	Terra		2	2	•	•	•	•	2	•	•	•	•	•		•	•			•	•		•		•	•
3TW__	Twine		•	•	•	21	•	•	•	•	•	•	•	•		•	•			•	•		•		•	•
8R__	Twist (5S__)		5	2	•	•	•	•	2	•	•	•		•		•	•			•	•			•	•	18
Price Category 3																										
43Z__	Fractal		•	•	•	•	•	•	•	•	•	•	•			•	•			•	•		•		•	•
47__	Ground Cloth®		•	•	•	•	•	•	•	•	•	•	•			•	•			•	•		8	•	•	
ZM2__	Meld - Maharam	A	2	2	•	•	•	•	•	•	•	•	•			•	•			•	•		•		•	•
4GE__	Parcel		•	•	•	•	•	•	•	•	•	•	•			•	•			•	•		•		•	•
8W__	Strands		•	•	•	•	•	•	•	•			•			•	•			•	•			•	•	•
Price Category 4																										
3DM__	Daydream		2	2	•			•	2	•	•	•	•	•		•	•			•	•		•		•	•
1HS__	Hush		•	•	•	•	•	•	•	•	•	•	•			•	•		•	•		•		•	•	•
Price Category 5																										
3CY__	Cozy													•												
14A__	Hopsak		2	2	•	•		•	2	•	•	•	•			•						•			•	•
40G__	Method - Maharam	A	2	2	2	2	•	•	2	•	•	•	•	•		•	•			•	•		•		•	•
ZNC__	Nico - Maharam	A	2	2	2	•	•	•	2	•	•	•	•	•		•	•			•	•		•		•	•
Price Category 6-7																										
No fabrics available at this time.																										

continued on next page



# Textile Colors

## Price Category 1

Customer's Own Material
See Order Information in Appendices. Assigned lead-time textile. <a href="#">A</a>

8Z Pellicle®
Seating
For New Aeron® Chairs
56% elastomeric
44% polyester
23101 Mineral
23102 Carbon
23103 Graphite

AireWeave™ 2
Seating
For Mirra® 2 Chairs
67% elastomeric
33% antimony-free polyester
1A701 Alpine
1A702 Slate Grey
1A703 Graphite
1A704 Lime Green
1A705 Cappuccino
1A706 Urban Orange
1A707 Dark Turquoise
1A708 Twilight

Chain
Workspaces
66" wide
100% recycled polyester
with 12% ocean bound plastic
2V01 Pearl
2V02 Oyster
2V03 Wheat
2V04 Linen
2V05 Wicker
2V06 Bamboo
2V07 Sage
2V08 Spring Wood
2V09 Iceberg

Crossing
Seating/Workspaces
54" wide
86% antimony-free polyester
14% polyester
8T03 Wicker *
8T04 Porcelain *
8T05 Warm Grey *
8T10 Tomato
8T17 Cerulean
8T18 Indigo
8T19 Shale *
8T22 Tin *
8T23 Graphite
8T24 Black

Crossing
Workspaces
For workspaces products only.
54" wide
86% antimony-free polyester
14% polyester
8501 Ivory *
8502 Oyster *

\* Colors available on Exclave®  
Video-friendly Tackable Boards and  
Stowage Tackable Backdrop

Dex
Ancillary/Seating/Workspaces
54" wide
67% recycled polyester
33% polyester
3DE01 Frost
3DE02 Silver Pine
3DE03 Stone
3DE04 Shale
3DE05 Charcoal
3DE06 Gossamer
3DE07 Pine

Duo
Seating
For Lino™ Chairs
52% polyester
48% elastomeric
4RM01 Mineral
4RM02 Poppy
4RM03 Green Leaf
4RM04 Jade
4RM05 Shadow
4RM06 Graphite

Flexnet™
Seating
For Caper® Chairs
69% elastomeric
31% polyester
6V01 Black
6V02 Silver Grey

Grasscloth
Workspaces
66" wide
100% recycled polyester
with 11% ocean bound plastic
2I01 Silver Birch
2I02 Pampas
2I03 Sedge
2I07 Lea
2I08 Taro
2I09 Steam Grey
2I13 Gravel

Intercept
Seating
For Cosm™ Chairs
60% elastomeric
40% polyester
84501 Graphite
84502 Carbon
84503 Mineral
84504 Nightfall
84505 Glacier
84506 Canyon

Interweave 2
Seating
For Verus™ Chairs
65% elastomeric
35% polyester
36501 Iceberg
36502 Poppy
36503 Beachglass
36504 Blue Grotto
36505 Slate
36506 Shale

Lyris 2™
Seating
For Setu® Chairs
74% elastomeric
26% polyester
4W21 Alpine
4W23 Chartreuse
4W25 Berry Blue
4W26 Slate Grey
4W28 Chino
4W31 Graphite

Monologue
Ancillary/Seating/Workspaces
54" wide
56% recycled polyester
44% polyester
1MN01 Linen
1MN02 Alabaster
1MN04 Folkstone
1MN05 Silver Pine
1MN06 Slate
1MN07 Seed
1MN09 Persimmon
1MN11 Meadow
1MN12 Blue Sky
1MN13 Blue Spruce
1MN14 Deep Sea

Price category 1 continued on  
next page

- Maharam textiles are on assigned lead times [A](#).
- Fabric numbers are listed as Herman Miller fabric number/Maharam fabric number.

# Textile Colors

continued

## Price Category 1

continued

### Appendix: Textile Colors

Resonance	Ripple 3D Knit	Scatter	Splash 3D Knit
Workspaces	Seating	Ancillary/Seating/Workspaces	Seating
66" wide	Available only on Zeph® Chairs.	54" wide	Available only on Zeph® Chairs.
100% polyester	knit to size	100% recycled polyester, with 26% ocean bound plastic	knit to size
5T04 Greige	99% recycled polyester	4SC01 Alpine	98% recycled polyester
5T05 Porcelain	1% lycra	4SC02 Fog	2% lycra
5T06 Alabaster	5H201 Black	4SC03 Shale	5H101 Black
5T15 Iris	5H202 Carbon	4SC04 Persimmon	5H102 Carbon
5T28 Sugar	5H203 Alpine	4SC07 Olive	5H103 Alpine
5T47 Tobacco	5H204 Silt	4SC08 Glacier	5H104 Silt
5T54 Saltbush	5H205 Tea Rose	4SC09 Blue Sky	5H105 Tea Rose
5T57 Seed	5H206 Cocoa	4SC10 Lagoon	5H106 Cocoa
5T58 Sepia	5H207 Persimmon	4SC11 Slate Grey	5H107 Persimmon
5T60 Iceberg	5H208 Blaze	4SC12 Blue Black	5H108 Blaze
5T65 Red	5H209 Cayenne		5H109 Cayenne
5T67 Boysenberry	5H210 Falcon		5H110 Falcon
5T68 Pistachio	5H211 Mustard Seed	<b>Scribe</b>	5H111 Mustard Seed
5T69 Green Apple	5H212 Patina	Seating/Workspaces	5H112 Patina
5T71 Jade	5H213 Olive	54" wide	5H113 Olive
5T72 Blue Green	5H214 Moss	100% recycled polyester	5H114 Moss
5T74 Twilight	5H215 Aloe	with 53% ocean bound plastic	5H115 Aloe
	5H216 Glacier	3DN01 Spring Wood	5H116 Glacier
	5H217 Ultramarine	3DN02 Poplar	5H117 Ultramarine
	5H218 Nightfall	3DN03 Pewter	5H118 Nightfall
	5H219 Bluebell	3DN04 Deep Sea	5H119 Bluebell
	5H220 Boysenberry	3DN05 Fir	5H120 Boysenberry
	5H221 Nightfall/Bluebell	3DN06 Nutmeg	
	5H222 Patina/Alpine		<b>Stretch Knit</b>
	5H223 Cayenne/Glacier	<b>Slant</b>	Seating
	5H224 Tea Rose/Olive	Workspaces	Assigned lead-time textile. <sup>A</sup>
	5H225 Silt/Blaze	66" wide	Available only on Sayl®
		51% polyester	Suspension Back Work Chairs
		49% recycled polyester	97% polyester, 3% spandex
		22F04 Pesto	3DK01 Fog
		22F06 Neptune	3DK02 Slate Grey
		22F07 Blueberry	3DK03 Java
		22F10 Pumpkin	3DK04 Black
		22F12 Silver Birch	3DK05 Red
		22F13 Bluestone	3DK06 Green Apple
		22F15 Shale	3DK07 Berry Blue

Price category 1 continued on  
next page

- Maharam textiles are on assigned lead times <sup>A</sup>.
- Fabric numbers are listed as Herman Miller fabric number/Maharam fabric number.



# Textile Colors

continued

## Price Category 1

continued

Tailored
Ancillary/Seating/Workspaces
54" wide
56% polyester
44% recycled polyester
23501 Studio White * **
23502 Sugar *
23503 Tomato
23506 Chive
23508 Cobalt
23509 Cadet
23510 Fog
23511 Graphite
23512 Black
23513 Coffee

\* Colors not available on Plex™ Lounge Furniture.

\*\* Color not available on Canvas Tiles.

Tuck 3D Knit
Seating
Available only on Fuld Nesting Chairs.
knit to size
56% polyester
44% recycled polyester
9NK01 Alpine
9NK02 Carbon
9NK03 Nightfall
9NK04 Olive
9NK05 Cocoa
9NK06 Canyon

Whisper
Ancillary/Seating/Workspaces
54" wide
73% recycled polyester
27% polyester
with 11.3% ocean bound plastic
1WS01 Sand Dollar
1WS02 Pebble
1WS03 Silver Birch
1WS04 Iceberg
1WS05 Silver Pine
1WS06 Carbon
1WS07 Cumin
1WS12 Willow
1WS13 Sea Grass
1WS14 Pool
1WS15 Blueberry
1WS16 Glacier
1WS17 Grey
1WS18 Canyon

## Price Category 2

Aristo
Ancillary/Seating/Workspaces
54" wide
88% recycled polyester
12% polyester
Acrylic backing
3AR02 Light Brindle
3AR03 Mink
3AR04 Copper
3AR05 Adobe
3AR06 Cherry
3AR07 Lilac
3AR08 Green Apple
3AR09 Surf
3AR10 Waterfall
3AR11 Cadet
3AR12 Tin
3AR13 Pewter
3AR14 Grey Brindle
3AR15 Grey Black

Cord
Workspaces
66" wide
51% antimony-free polyester
49% polyester
5101 Ivory
5102 White Ash
5103 Linen
5104 Bamboo
5105 Sepia
5107 Sesame
5109 Bayou
5111 Spring Wood
5112 Summer White

Crepe
Ancillary/Seating/Workspaces
54" wide
100% recycled polyester,
with 43.6% ocean bound plastic
9201 Licorice
9203 Smoke
9207 Cherry
9223 Cadet
9241 Beachglass
9249 Stone *
9251 Fog *
9252 Slate Grey
9261 Shale
9262 Graphite
9265 Mineral
9266 Persimmon
9267 Juniper
9268 Glacier
9269 Cascade
9270 Navy

\* Colors available on Exclave® Video-friendly Tackable Boards and Stowage Tackable Backdrop.

Price category 2 continued on next page

- Maharam textiles are on assigned lead times [A](#).
- Fabric numbers are listed as Herman Miller fabric number/Maharam fabric number.

# Textile Colors

continued

## Price Category 2

continued

### Appendix: Textile Colors

Epic	
Ancillary/Seating/Workspaces	
54" wide	
56% recycled polyester	
44% polyester	
Acrylic backing	
3EP01	Alabaster
3EP02	Smoke
3EP03	Falcon
3EP05	Copper
3EP06	Urban Orange
3EP10	Clover
3EP11	Loden
3EP14	Peacock
3EP15	Cadet
3EP16	Indigo
3EP17	Spring Wood
3EP18	Grey Brindle
3EP19	Seed
3EP20	Carbon Dark
Hint	
Ancillary/Seating/Workspaces	
54" wide	
76% recycled polyester	
24% polyester	
3DP01	Sediment
3DP02	Gunmetal
3DP03	Silt
3DP04	Porcelain
3DP05	Indigo
3DP06	Fern
3DP07	Adobe
3DP08	Red Sea

Horizon	
Workspaces	
54" wide	
65% antimony-free polyester	
35% polyester	
4N01	Rye Grass
4N02	Sugar Pine
4N03	Silver Pine
4N04	White Ash
4N05	Spring Wood
4N08	Haystack
4N09	Oat Grass
4N13	Pine Cone
4N15	Elderberry
Marvel	
Ancillary/Seating	
54" wide	
100% pvc-free polyurethane	
antimicrobial, antibacterial finish	
1MV01	Summer White
1MV02	Sand Dollar
1MV03	Espresso
1MV04	Folkstone Grey
1MV05	Graphite
1MV06	Onyx
1MV07	Polar Blue
1MV08	Blush Grey
1MV12	Red
1MV14	Pine
1MV15	Teal Green
1MV16	Twilight

Medley	
Ancillary/Seating/Workspaces	
54" wide	
100% polyester	
1HA01	Stone *
1HA02	Trail
1HA03	Charcoal
1HA04	Cinder
1HA07	Chutney
1HA09	Feather Grey *
1HA11	Loden
1HA13	Bayou *
1HA14	Blue Grotto
1HA15	Blueberry
1HA22	Khaki
1HA23	Pewter
* Colors available on Exclave®	
Video-friendly Tackable Boards and	
Stowage Tackable Backdrop	
Mellow	
Ancillary/Seating/Workspaces	
54" wide	
100% recycled polyester,	
with 16% ocean bound plastic	
4ME01	Mineral
4ME04	Olive
4ME05	Glacier
4ME06	Oceanside
4ME07	Charcoal

Metaphor – Maharam	
Ancillary/Seating/Workspaces	
54" wide	
100% polyester	
Acrylic backing	
ZMA01/466553-001	Afterfeather *
ZMA02/466553-002	Moonflower
ZMA03/466553-003	Handcraft
ZMA04/466553-004	Crossroad
ZMA05/466553-005	Chondrite
ZMA06/466553-006	Detective
ZMA07/466553-007	Steamship
ZMA08/466553-008	Electricity
ZMA09/466553-009	Takeoff
ZMA10/466553-010	Parachute
ZMA11/466553-011	Blueshift
ZMA12/466553-012	Dockyard
ZMA13/466553-013	Bathe
ZMA14/466553-014	Icebound
ZMA15/466553-015	Thermosphere
ZMA16/466553-016	Aboard
ZMA17/466553-017	Agateware
ZMA18/466553-018	Homeland
ZMA19/466553-019	Rockfall
ZMA20/466553-020	Undergrowth
ZMA21/466553-021	Gremolata
ZMA22/466553-022	Patina
ZMA23/466553-023	Sylvan
ZMA24/466553-024	Outfield
ZMA25/466553-025	Windbreak
ZMA26/466553-026	Saguaro

Price category 2 continued on next page

- Maharam textiles are on assigned lead times [A](#).
- Fabric numbers are listed as Herman Miller fabric number/Maharam fabric number.

# Textile Colors

continued

## Price Category 2

continued

### Metaphor continued

ZMA27/466553-027	Barnwood
ZMA28/466553-028	Cookshop
ZMA29/466553-029	Amandine
ZMA30/466553-030	Bodhran
ZMA31/466553-031	Centerstage
ZMA32/466553-032	Focaccia
ZMA33/466553-033	Bumblebee
ZMA34/466553-034	Microbrew
ZMA35/466553-035	Sauna
ZMA36/466553-036	Gazebo
ZMA37/466553-037	Pirouette
ZMA38/466553-038	Heartbeat
ZMA39/466553-039	Shino
ZMA40/466553-040	Sunrise
ZMA41/466553-041	Florist
ZMA42/466553-042	Beadwork
ZMA43/466553-043	Framboise
ZMA44/466553-044	Wisteria
ZMA45/466553-045	Warrior

\* Colors not available on Eames Aluminum Group, Soft Pad, Sofa Compact, Molded Fiberglass/Plastic Chairs, Task Chair, Wire Chairs, Nelson Platform Bench Cushion, Swoop Plywood Lounge Chair.

### Muse – Maharam

Ancillary/Seating/Workspaces	
54" wide	
100% post-consumer recycled polyester	
8I101/466487-001	Crescendo
8I102/466487-002	Resonate
8I103/466487-003	Runway
8I104/466487-004	Ascend
8I105/466487-005	Veil *
8I106/466487-006	Refresh *
8I107/466487-007	Clear *
8I108/466487-008	Fantasy
8I109/466487-009	Miso
8I110/466487-010	Compass
8I111/466487-011	Bergamot *
8I112/466487-012	Grasshopper

### Muse continued

8I113/466487-013	Goal
8I114/466487-014	Mistletoe
8I115/466487-015	Seaglass *
8I116/466487-016	Frigid
8I117/466487-017	Riverbend
8I118/466487-018	Noble
8I119/466487-019	Pulsar
8I120/466487-020	Velella
8I121/466487-021	Sailboat
8I122/466487-022	Sparse
8I123/466487-023	Vase
8I124/466487-024	Haven
8I125/466487-025	Mead
8I126/466487-026	Neat
8I127/466487-027	Jovial
8I128/466487-028	Theater
8I129/466487-029	Poinsettia
8I130/466487-030	Celebrate
8I131/466487-031	Spectacle

\* Colors not available on Valor Seating.

### Rhythm

Ancillary/Seating	
54" wide	
100% polyester	
3002	Green Apple
3004	Bayou
3005	Berry Blue
3006	Iris
3007	Twilight
3009	Poppy
3010	Molasses
3012	Khaki
3013	Mink
3014	Black *
3015	Charcoal *

\* Colors available on Embody® Chair.

### Sequel

Ancillary/Seating/Workspaces	
54" wide	
100% vinyl	
100% polyester knit backing	
Resilience® finish	
3SL01	White
3SL02	Pebble
3SL03	Mushroom
3SL04	Stone
3SL06	Rattan
3SL09	Seal
3SL10	Blue Fog
3SL11	Folkstone
3SL12	Shale
3SL13	Slate Grey
3SL14	Charcoal
3SL15	Carbon Dark
3SL28	Navy *

\* Color available on Eames® Tandem Sling Seating.

### Terra

Ancillary/Seating/Workspaces	
54" wide	
100% post-consumer recycled biodegradable polyester *	
4TE01	Spring Wood
4TE02	Zinc
4TE03	Pine Cone
4TE04	Charcoal

\* 1% biodegradation in 1,278 days under ASTM D5511 conditions. No evidence of further degradation.

### Twine

Workspaces	
66" wide	
100% recycled polyester	
3TW01	Silver Birch
3TW02	Ivory
3TW03	Alabaster
3TW04	Bamboo
3TW05	Iceberg
3TW06	Charcoal
3TW07	Feather Grey
3TW08	Shale

### Twist

Ancillary/Seating/Workspaces	
54" wide	
80% antimony-free polyester	
13% recycled polyester	
7% polyester	
8R05	Wicker
8R10	Poppy
8R14	Tin
8R15	Shale
8R16	Graphite
8R17	Birch
8R18	Sepia
8R22	Blueberry
8R23	Green Apple
8R26	Gunmetal
8R27	Cinder
8R29	Pekoe
8R33	Forest
8R35	Waterfall
8R36	Midnight Blue
8R37	Carbon Dark

### Twist

Workspaces	
For workspaces products only.	
54" wide	
80% antimony-free polyester	
13% recycled polyester	
7% polyester	
5S03	Oyster

- Maharam textiles are on assigned lead times [A](#).
- Fabric numbers are listed as Herman Miller fabric number/Maharam fabric number.

# Textile Colors

continued

## Price Category 3

### Appendix: Textile Colors

Ace
Ancillary/Seating
54" wide
100% polyurethane
Polyester knit backing
Stain resistant finish
3AC01 Summer White
3AC02 White Ash
3AC03 Rye
3AC04 Metal
3AC05 Clay
3AC06 Chestnut
3AC08 Camelback
3AC09 Chipotle
3AC12 Artichoke
3AC13 Sepia Dark
3AC14 Aloe
3AC15 Flint
3AC16 Blue Sky
3AC17 Oceanside
3AC18 Midnight
3AC20 Frost
3AC21 Lead
3AC22 Black

Fractal
Ancillary/Seating/Workspaces
58" wide
84% recycled polyester
16% polyester
43Z01 Granite
43Z02 Golden Olive
43Z03 Verdant
43Z04 Cadet

Ground Cloth®
Workspaces
66" wide
100% polyester
4701 Vapor Grey
4721 Warm White *
4722 Fog *
4723 Straw *
4724 Red Orange *
4726 Green Apple *
4727 Caribbean *
4728 Midnight *
4729 Cappuccino *

\* Colors available on Exclave®  
Video-friendly Tackable Boards and  
Stowage Tackable Backdrop

Latitude
Seating
Colors for Mirra 2 Chairs
100% polyester
8M10 Alpine
8M17 Black
8M23 French Press
8M27 Cordovan
8M28 Ochre
8M28 Ultramarine
8M28 Olive

Meld – Maharam
Ancillary/Seating/Workspaces
54" wide
68% post-consumer recycled polyester
32% polyester
PFOA-Free stain resistant
ZM201/466387-201 Vast
ZM202/466387-202 Panda **
ZM203/466387-203 Skyline *
ZM204/466387-204 Knight **
ZM205/466387-205 Quill **
ZM206/466387-206 Pipe
ZM207/466387-207 Grate *
ZM208/466387-208 Gloss

Meld continued
ZM209/466387-209 Bulb
ZM210/466387-210 Bride
ZM211/466387-211 Stark
ZM212/466387-212 Seashell
ZM213/466387-213 Antler
ZM214/466387-214 Crater *
ZM215/466387-215 Perennial
ZM216/466387-216 Mulberry
ZM217/466387-217 Fuchsia *
ZM218/466387-218 Amethyst *
ZM219/466387-219 Merlot
ZM220/466387-220 Magma *
ZM221/466387-221 Rooster
ZM222/466387-222 Heat *
ZM223/466387-223 Clementine
ZM224/466387-224 Fox
ZM225/466387-225 Kiss *
ZM226/466387-226 Bare
ZM227/466387-227 Blonde
ZM228/466387-228 Mimosa
ZM229/466387-229 Comet *
ZM230/466387-230 Honeydew
ZM231/466387-231 Wild *
ZM232/466387-232 Vine
ZM233/466387-233 Seed
ZM234/466387-234 Kale *
ZM235/466387-235 Waterfall *
ZM236/466387-236 Nordic *
ZM237/466387-237 Reef *
ZM238/466387-238 Wave
ZM239/466387-239 Isle **
ZM240/466387-240 Creek
ZM241/466387-241 Mariner *
ZM242/466387-242 Globe
ZM243/466387-243 Spa

\* Colors available on  
20-day lead time.  
\*\* Colors available on  
10-day lead time.

Parcel
Ancillary/Seating/Workspaces
54" wide
100% recycled polyester
4GE01 Gunmetal
4GE02 Brindle
4GE03 Bayou
4GE04 Pesto
4GE05 Golden Olive
4GE06 Copper Sea

Saille - Geiger Textile
Ancillary
57" wide
69% cotton
31% polyester
PFOA-Free stain resistant finish
Acrylic backing
18001 Coal
18002 Shale
18003 Haze
18004 Stone
18005 White *
18006 Beach
18007 Sand
18008 Blush
18009 Brick
18010 Fog
18011 Celadon
18012 Poolside
18013 Summer Sky
18014 Lake
18015 Midnight Blue

\* Color not available on Eames® Soft  
Pad Group Chairs/Ottomans.

Price category 3 continued on next  
page

- Maharam textiles are on assigned lead times [A](#).
- Fabric numbers are listed as Herman Miller fabric number/Maharam fabric number.

# Textile Colors

continued

## Price Category 3

continued

Strands	
Workspaces	
66" wide	
100% recycled polyester	
8W01	Pebble
8W02	Porcelain
8W03	Taupe
8W04	Honey
8W05	Khaki
8W06	Rye
8W07	Wicker
8W08	Tin
8W09	Cool Grey

## Price Category 4

Cygnus	
Ancillary	
For Eames® Aluminum Group Chairs	
69% elastomeric	
31% polyester	
5401	Black
5402	Zinc
5403	Quartz

Daydream	
Ancillary/Seating/Workspaces	
54" wide	
48% wool	
41% recycled polyester	
9% nylon	
2% polyester	
3DM01	Rye Grass
3DM02	Silver Birch
3DM03	Pewter
3DM04	Graphite
3DM05	Black
3DM06	Lemongrass
3DM07	Permission
3DM08	Juniper
3DM09	Sea Grass
3DM10	Nightfall

Hush	
Workspaces	
66" wide	
80% polyester	
20% viscose	
1HS01	Canyon
1HS02	Pesto
1HS03	Bayou
1HS04	Greystone
1HS05	Charcoal
1HS06	Rye Grass
1HS07	Cool Grey
1HS08	Dark Grey
1HS09	Aqua Green
1HS10	Nightfall
1HS32	Dark Green

Kalista - Geiger Textile	
Ancillary	
54" wide	
71% post-industrial recycled cotton	
18% post-industrial recycled polyester	
11% polyester	
PFOA-Free stain resistant finish	
1AL01	Cotton
1AL02	Natural
1AL03	Titanium
1AL04	Pewter
1AL05	Starry Night
1AL06	Red Hot
1AL07	Sun Kissed
1AL08	Dune
1AL09	Beach Glass
1AL10	Bluestone
1AL11	Seaside
1AL12	Night Sky

Lariat – Maharam	
Ancillary/Seating	
54" wide	
100% vinyl	
ZLR01/440401-001	001
ZLR02/440401-002	002
ZLR04/440401-004	004
ZLR06/440401-006	006
ZLR07/440401-007	007
ZLR08/440401-008	008
ZLR10/440401-010	010
ZLR11/440401-011	011
ZLR13/440401-013	013
ZLR14/440401-014	014
ZLR15/440401-015	015
ZLR16/440401-016	016
ZLR18/440401-018	018
ZLR20/440401-020	020
ZLR21/440401-021	021
ZLR24/440401-024	024
ZLR25/440401-025	025
ZLR26/440401-026	026

Lariat continued	
ZLR28/440401-028	028
ZLR31/440401-031	031
ZLR32/440401-032	032
ZLR33/440401-033	033
ZLR34/440401-034	034
ZLR38/440401-038	038
ZLR39/440401-039	Granite
ZLR40/440401-040	Linen
ZLR41/440401-041	Stella
ZLR42/440401-042	Saddle
ZLR43/440401-043	Holly
ZLR44/440401-044	Maroon
ZLR45/440401-045	Siren
ZLR46/440401-046	Reseda
ZLR47/440401-047	Purslane
ZLR48/440401-048	Spire
ZLR49/440401-049	Papyrus
ZLR50/440401-050	Chickadee
ZLR51/440401-051	Requiem

Sync	
Ancillary/Seating	
55" wide	
100% polyester	
3SY01	Pine Cone
3SY03	Canyon
3SY04	Truffle
3SY06	Everglade
3SY08	Nightfall
3SY09	Dark Mineral
3SY10	Slate Grey
3SY11	Dark Carbon
3SY12	Black

- Maharam textiles are on assigned lead times [A](#).
- Fabric numbers are listed as Herman Miller fabric number/Maharam fabric number.

# Textile Colors

continued

## Price Category 5

### Appendix: Textile Colors

Arlo - Maharam	
Ancillary/Seating	
70% wool	
30% polyester	
5YT01/466598-001	Turn
5YT02/466598-002	Embers
5YT03/466598-003	Parallel
5YT04/466598-004	Octave
5YT05/466598-005	Musing
5YT06/466598-006	Summon
5YT07/466598-007	Dynamic
5YT08/466598-008	Signals
5YT09/466598-009	Aspect
5YT10/466598-010	Dedicate
5YT11/466598-011	Juniper
5YT12/466598-012	Cilantro
5YT13/466598-013	Hawthorn
5YT14/466598-014	Thread
5YT15/466598-015	Spalted
5YT16/466598-016	Warmer
5YT17/466598-017	Misted
5YT18/466598-018	Share
5YT19/466598-019	Chord
5YT20/466598-020	Heroic
5YT21/466598-021	Arpeggio
5YT22/466598-022	Roots
5YT23/466598-023	Sumac
5YT24/466598-024	Purl
5YT25/466598-025	Homeward
Cozy	
Ancillary/Seating	
54" wide	
100% wool	
3CY01	Heathered Warm Grey
3CY02	Heathered Rye Grass
3CY03	Heathered Cool Grey
3CY05	Heathered Black
3CY06	Heathered Persimmon
3CY07	Heathered Loden
3CY09	Heathered Lagoon
3CY10	Heathered Twilight

Hopsak	
Ancillary/Seating/Workspaces	
56" wide	
100% recycled polyester	
14A20	Black
14A22	Raw Umber Dark
14A26	Grey Blue Dark
14A30	Sepia Dark
14A38	Emerald Dark
14A39	Yellow Dark
14A40	Orange
14A41	Sienna
14A42	Olive Green Dark
14A43	Crimson
14A44	Crimson Dark Dark
14A45	Violet Dark
14A46	Pink Dark Dark
14A47	Ultramarine Dark
14A48	Cobalt Blue
14A49	Terra Cotta
14A50	Ochre Dark
Ingenu - Geiger Textile	
Ancillary	
54" wide	
28% wool	
26% viscose	
25% acrylic	
16% polyester	
5% cotton	
PFOA-Free stain resistant finish	
1GH01	Sand
1GH02	Fog
1GH03	Flannel
1GH04	Trench
1GH05	Vermillion
1GH06	Adriatic
1GH07	Umber
1GH08	Charcoal

Method - Maharam	
Ancillary/Seating/Workspaces	
54" wide	
100% recycled polyester	
with 9% ocean-bound plastic	
40G01/466579-001	Inspire
40G02/466579-002	Rhea
40G03/466579-003	Noise
40G04/466579-004	Speedway
40G05/466579-005	Villanelle
40G06/466579-006	Maestro
40G07/466579-007	Destiny
40G08/466579-008	Possess
40G09/466579-009	Waterside
40G10/466579-010	Relax
40G11/466579-011	Delightful
40G12/466579-012	Parrotlet
40G13/466579-013	Verdurous
40G14/466579-014	Bosky
40G15/466579-015	Acreage
40G16/466579-016	Allude
40G17/466579-017	Tweed
40G18/466579-018	Korma
40G19/466579-019	Fossilize
40G20/466579-020	Cattail
40G21/466579-021	Shortcake
40G22/466579-022	Racecar
40G23/466579-023	Courtship
40G24/466579-024	Jam
40G25/466579-025	Sparrow

Nico - Maharam	
Ancillary/Seating/Workspaces	
54" wide	
63% wool	
21% polyester	
16% solution-dyed nylon	
ZNC01/466564-001	Alcazar
ZNC02/466564-002	Ironclad
ZNC03/466564-003	Tune
ZNC04/466564-004	Bridegroom
ZNC05/466564-005	Diode
ZNC06/466564-006	Jest
ZNC07/466564-007	Sanctuary
ZNC08/466564-008	Aquarius
ZNC09/466564-009	Houseboat
ZNC10/466564-010	Olympian
ZNC11/466564-011	Tennis
ZNC12/466564-012	Dressage
ZNC13/466564-013	Zing
ZNC14/466564-014	Bitterroot
ZNC15/466564-015	Gemini
ZNC16/466564-016	Posh
ZNC17/466564-017	Sizzle
ZNC18/466564-018	Cheerful
ZNC19/466564-019	Watermelon
ZNC20/466564-020	Toucan
ZNC21/466564-021	Rosin
ZNC22/466564-022	Jousting
ZNC23/466564-023	Jojoba
ZNC24/466564-024	Dromedary
ZNC25/466564-025	Toasty
ZNC26/466564-026	Casaba
ZNC27/466564-027	Greenhouse
ZNC28/466564-028	Sibyl
ZNC29/466564-029	Spearmint
ZNC30/466564-030	Pothos
ZNC31/466564-031	Calathea
ZNC32/466564-032	Landscape
ZNC33/466564-033	Espalier
ZNC34/466564-034	Gecko
ZNC35/466564-035	Meditation

Price category 5 continued on next page

- Maharam textiles are on assigned lead times [A](#).
- Fabric numbers are listed as Herman Miller fabric number/Maharam fabric number.



# Textile Colors

continued

## Price Category 5

continued

Vionette - Geiger Textile	
Ancillary	
55" wide	
100% polyester	
1GJ01	White Sand Mix
1GJ02	Desert Mix
1GJ03	Light Gray Mix
1GJ04	Pewter Mix
1GJ05	Cobalt Mix
1GJ06	Prussian Blue Mix
1GJ07	Chocolate Mix
1GJ08	Champagne
1GJ09	Morning Sky
1GJ10	Aquatic
1GJ11	Sapphire
1GJ12	Midnight Blue
1GJ13	Shadow
1GJ14	Java
1GJ15	Carbon
1GJ16	Black
1GJ17	Claret
1GJ18	Poppy

## Price Category 6

Outdoor Weave	
Ancillary	
For Eames® Aluminum Group	
Outdoor Chairs	
50% elastomeric	
50% polypropylene	
7203	Lead
7205	Graphite

## Price Category 7

Customer's Own Leather	
See Order Information in	
Appendices. Assigned lead-time	
textile. <a href="#">A</a>	

Bamboo	
Ancillary	
83% bamboo	
17% polyurethane	
1BB01	Ivory
1BB02	Russet
1BB03	Black

Beck – Maharam	
Ancillary/Seating	
55" wide	
78% wool	
22% nylon	
ZB301/466571-001	Overshadow
ZB302/466571-002	Molecule
ZB303/466571-003	Zeitgeist
ZB304/466571-004	Blacksmith
ZB305/466571-005	Cornerstone
ZB306/466571-006	Chainmail
ZB307/466571-007	Buckram
ZB308/466571-008	Callisto
ZB309/466571-009	Interlude
ZB310/466571-010	Letterpress
ZB311/466571-011	Memoir
ZB312/466571-012	Litmus
ZB313/466571-013	Stoic
ZB314/466571-014	Inkpad
ZB315/466571-015	Praxis
ZB316/466571-016	Astute
ZB317/466571-017	Percolate
ZB318/466571-018	Halocline
ZB319/466571-019	Semblance
ZB320/466571-020	Loch
ZB321/466571-021	Lido
ZB322/466571-022	Underwater
ZB323/466571-023	Tetrapod
ZB324/466571-024	Nymph
ZB325/466571-025	Appalachian

Beck continued	
ZB326/466571-026	Menthol
ZB327/466571-027	Woodruff
ZB328/466571-028	Malachite
ZB329/466571-029	Botanist
ZB330/466571-030	Woodlet
ZB331/466571-031	Katydid
ZB332/466571-032	Exuberant
ZB333/466571-033	Retrospect
ZB334/466571-034	Lambic
ZB335/466571-035	Argil
ZB336/466571-036	Brushstroke
ZB337/466571-037	Candescent
ZB338/466571-038	Reedbuck
ZB339/466571-039	Clayware
ZB340/466571-040	Curio
ZB341/466571-041	Whimsy
ZB342/466571-042	Effervescent
ZB343/466571-043	Lingonberry
ZB344/466571-044	Resplendent
ZB345/466571-045	Hollyhock
ZB346/466571-046	Filigree
ZB347/466571-047	Plutonic
ZB348/466571-048	Foundry
ZB349/466571-049	Patisserie
ZB390	Gold 007/032/033 *
ZB391	Russet 036/040/039 *
ZB392	Indigo 008/013/014 *
ZB393	Forest 006/031/028 *

\* Colors available only on  
Girard Color Wheel Ottoman.

Price category 7 continued on  
next page

- Maharam textiles are on assigned lead times [A](#).
- Fabric numbers are listed as Herman Miller fabric number/Maharam fabric number.

# Textile Colors

continued

## Price Category 7

continued

Appendix: Textile Colors

Bellano - Geiger Textile	
Ancillary	
55" wide	
75% wool	
10% linen	
8% nylon	
7% alpaca	
1AX01	Pearl
1AX02	Fog
1AX03	Fawn
1AX04	Pumice
1AX05	Pewter
1AX06	Atlantic
1AX07	Black Green
1AX08	Adriatic
1AX09	Coffee
1AX10	Charcoal
1AX11	Umber
1AX12	Magenta
1AX13	Bittersweet
1AX14	Sunflower

Capri - Geiger Textile	
Ancillary	
55" wide	
36% cotton	
32% acrylic	
24% rayon	
8% polyester	
PFOA-Free stain resistant finish	
Acrylic backing	
17201	Snow
17202	Stone
17203	Trench
17204	Graphite
17205	Anthracite
17206	Light Silver
17207	Russet
17208	Chestnut Brown
17209	Sand
17210	Sterling
17211	Cobalt
17212	Ink

Mantle - Maharam	
Ancillary/Seating	
59% recycled polyester	
37% polyester	
4% spandex	
8PV01/466517-001	Pavement
8PV02/466517-002	Future
8PV03/466517-003	Piper
8PV04/466517-004	Manifesto
8PV05/466517-005	Mapo
8PV06/466517-006	Redwood
8PV07/466517-007	Rocky
8PV08/466517-008	Impala
8PV09/466517-009	Warbler
8PV10/466517-010	Guild
8PV11/466517-011	Kinetic
8PV12/466517-012	Behold
8PV13/466517-013	Orb
8PV14/466517-014	Sport
8PV15/466517-015	Utopia
8PV16/466517-016	True
8PV17/466517-017	Galore
8PV18/466517-018	Parsley
8PV19/466517-019	Dare
8PV20/466517-020	Branzino
8PV21/466517-021	Network
8PV22/466517-022	Standard
8PV23/466517-023	Salamander
8PV24/466517-024	Oscillate

Milaner - Geiger Textile	
Ancillary	
55" wide	
56% wool, 10% acrylic	
10% alpaca, 10% cotton	
8% nylon, 6% rayon	
17101	Linen
17102	Flax
17103	Bark
17104	Deep Navy
17105	Charcoal
17106	Medium Grey
17107	Ash
17108	Crimson

Panno di Dolce - Geiger Textile	
Ancillary	
55" wide	
65% wool	
20% nylon	
15% alpaca	
1AV01	Fog
1AV02	Dune
1AV03	Trench
1AV04	Flannel
1AV05	Charcoal
1AV06	Umber
1AV07	Deep Navy
1AV08	Graphite
1AV09	Orange
1AV10	Pink
1AV11	Deep Red
1AV12	Bright Green
1AV13	Cerulean Blue
1AV14	Deep Cerulean Blue

Pristina - Geiger Textile	
Ancillary	
55" wide	
37% wool	
25% viscose	
17% acrylic	
15% cotton	
6% polyester	
PFOA-Free stain resistant	
1JC01	Dove
1JC02	Goldstone
1JC03	Daybreak
1JC04	Pumice
1JC05	Cappuccino
1JC06	Gunmetal
1JC07	Caspian
1JC08	Café Noir

Resca - Geiger Textile	
Ancillary	
56" wide	
75% wool	
10% linen	
8% nylon	
7% alpaca	
1AW01	Fog
1AW02	Dune
1AW03	Trench
1AW04	Flannel
1AW05	Umber
1AW06	Bordeaux

Rowan - Maharam	
Ancillary/Seating	
77% wool	
12% nylon	
6% acrylic	
5% linen	
5K301/466641-001	Kingdom
5K302/466641-002	Northern
5K303/466641-003	Rabbit
5K304/466641-004	Elephant
5K305/466641-005	Furrow
5K306/466641-006	Heirloom
5K307/466641-007	Appear
5K308/466641-008	Repose
5K309/466641-009	Blackcurrant
5K310/466641-010	Courage
5K311/466641-011	Bordeaux
5K312/466641-012	Cherish
5K313/466641-013	Brickfield
5K314/466641-014	Hibiscus
5K315/466641-015	Carnelian
5K316/466641-016	Cinnabar
5K317/466641-017	Toasted
5K318/466641-018	Revea
5K319/466641-019	Cortado
5K320/466641-020	Medallion
5K321/466641-021	Polenta

Price category 7 continued on next page

- Maharam textiles are on assigned lead times [A](#).
- Fabric numbers are listed as Herman Miller fabric number/Maharam fabric number.



# Textile Colors

continued

## Price Category 7

continued

### Rowan continued

5K322/466641-022	Prized
5K323/466641-023	Travertine
5K324/466641-024	Companion
5K325/466641-025	Library
5K326/466641-026	Fable
5K327/466641-027	Pixie
5K328/466641-028	Arboretum
5K329/466641-029	Ease
5K330/466641-030	Sapling
5K331/466641-031	Cottonwood
5K332/466641-032	Scout
5K333/466641-033	Valleyside
5K334/466641-034	Ornament
5K335/466641-035	Zucchini
5K336/466641-036	Ethereal
5K337/466641-037	Springtide
5K338/466641-038	Traverse
5K339/466641-039	Untold
5K340/466641-040	Flowing
5K341/466641-041	Laguna
5K342/466641-042	Cerulean
5K343/466641-043	Soundscape
5K344/466641-044	Message
5K345/466641-045	Freefall
5K346/466641-046	Musical
5K347/466641-047	Puzzle
5K348/466641-048	Operatic
5K349/466641-049	Daydream
5K350/466641-050	Shale
5K351/466641-051	Forward
5K352/466641-052	Anthracite

### Vesture - Geiger Textile

Ancillary	
55" wide	
40% wool, 25% polyester	
20% silk, 15% nylon	
PFOA-Free stain resistant finish	
21701	Ashen
21702	Dark Blush
21703	Dusk
21704	Medium Gray
21705	Twilight

### Wool Epingle - Geiger Textile

Ancillary	
54" wide	
100% wool	
16201	Swiss Red
16202	Orange
16203	Light Chestnut Brown
16204	Light Burnt Umber
16205	Pale Native Umber
16207	Grey
16208	Natier Blue
16209	Deep Cerulean Blue
16210	Anthracite
16211	Natural Native Umber
16212	Chestnut Brown

### Wool Tweed - Geiger Textile

Ancillary	
54" wide	
80% wool, 20% nylon	
16601	Trench
16602	Pewter
16603	Ruby
16604	Blue Gray
16605	Navy
16606	Umber
16607	Charcoal

## Price Category 8

### Breeze - Maharam

Workspaces	
120" wide	
65% FR polyester	
35% post-consumer recycled	
FR polyester	
1QG06/283817-006	Meteorite
1QG09/283817-009	Serum

### Luce - Maharam

Ancillary/Seating	
59" wide	
75% post-consumer recycled wool	
20% polyester	
5% nylon	
ZLU01/466566-001	Brioche
ZLU02/466566-002	Blanched
ZLU03/466566-003	Relic
ZLU04/466566-004	Sinter
ZLU05/466566-005	Scoria
ZLU06/466566-006	Austere
ZLU07/466566-007	Pigment
ZLU08/466566-008	Alkali
ZLU09/466566-009	Tidal
ZLU10/466566-010	Imbue
ZLU11/466566-011	Reservoir
ZLU12/466566-012	Brine
ZLU13/466566-013	Undertone
ZLU14/466566-014	Prelude
ZLU15/466566-015	Submerge
ZLU16/466566-016	Cypress
ZLU17/466566-017	Awash
ZLU18/466566-018	Adriatic
ZLU19/466566-019	Province
ZLU20/466566-020	Virescent
ZLU21/466566-021	Nettle
ZLU22/466566-022	Agrarian
ZLU23/466566-023	Serpentine
ZLU24/466566-024	Laurel
ZLU25/466566-025	Clarion
ZLU26/466566-026	Gooseberry
ZLU27/466566-027	Swelter
ZLU28/466566-028	Etruscan
ZLU29/466566-029	Coulis
ZLU30/466566-030	Rubescence

### Luce continued

ZLU31/466566-031	Akoya
ZLU32/466566-032	Radiant
ZLU33/466566-033	Regent
ZLU34/466566-034	Spectral
ZLU35/466566-035	Thistle

### Tempo - Maharam

Ancillary	
55" wide	
100% polyester	
Polyester backing	
26S01/466589-001	Chert
26S02/466589-002	Grandstand
26S03/466589-003	Restful
26S04/466589-004	Battleship
26S05/466589-005	Lavender
26S06/466589-006	Dockside
26S07/466589-007	Swimming
26S08/466589-008	Ambience
26S09/466589-009	Adornment
26S10/466589-010	Remedy
26S11/466589-011	Fang
26S12/466589-012	Inshore
26S13/466589-013	Camouflage
26S14/466589-014	Mesclun
26S15/466589-015	Farmland
26S16/466589-016	Tadpole
26S17/466589-017	Purr
26S18/466589-018	Snowman
26S19/466589-019	Beehive
26S20/466589-020	Gazelle
26S21/466589-021	Shiitake
26S22/466589-022	Flaxseed
26S23/466589-023	Crawdadd
26S24/466589-024	Flowery
26S25/466589-025	Burgundy
26S26/466589-026	Rangoli
26S27/466589-027	Petunia
26S28/466589-028	Campsite

Price category 8 continued on next page

- Maharam textiles are on assigned lead times [A](#).
- Fabric numbers are listed as Herman Miller fabric number/Maharam fabric number.

# Textile Colors

continued

## Price Category 8

continued

## Price Category 9

Appendix: Textile Colors

Whim	
Ancillary	
54" wide	
34% viscose	
33% acrylic	
17% wool	
8% polyester	
9DA01	Warm White
9DA02	Rye
9DA03	Mustard Seed
9DA04	Terra Cotta
9DA05	Fir
9DA06	Navy
9DA07	Pewter

Alpaca Mohair - Geiger Textile	
Ancillary	
54" wide	
63% alpaca	
21% cotton, 16% polyester	
18510	Dune
18511	Trench
18512	Vicuna
18570	Sepia
18571	Umber
18580	Fog
18581	Flannel
18582	Charcoal

Campana – Maharam	
Ancillary/Seating	
59" wide	
85% wool	
15% nylon	
ZC001/466571-001	Viverine
ZC002/466571-002	Lithograph
ZC003/466571-003	Moonscape
ZC004/466571-004	Brevity
ZC005/466571-005	Linear
ZC006/466571-006	Hinterland
ZC007/466571-007	Mural
ZC008/466571-008	Sloe
ZC009/466571-009	Interstellar
ZC010/466571-010	Mythology
ZC011/466571-011	Scintillate
ZC012/466571-012	Succession
ZC013/466571-013	Visceral
ZC014/466571-014	Hemisphere
ZC015/466571-015	Troposphere
ZC016/466571-016	Skye
ZC017/466571-017	Seaward
ZC018/466571-018	Nemorous
ZC019/466571-019	Allegory
ZC020/466571-020	Olivine
ZC021/466571-021	Reptilian
ZC022/466571-022	Basil
ZC023/466571-023	Fanleaf
ZC024/466571-024	Beachgrass
ZC025/466571-025	Hayfield

Campana continued	
ZC026/466571-026	Freesia
ZC027/466571-027	Rhodium
ZC028/466571-028	Undercoat
ZC029/466571-029	Airbrush
ZC030/466571-030	Shellfish
ZC031/466571-031	Mojave
ZC032/466571-032	Renaissance
ZC033/466571-033	Decoupage
ZC034/466571-034	Outback
ZC035/466571-035	Millipede

Gemma – Maharam	
Ancillary/Seating	
55" wide	
85% wool	
15% nylon	
ZGE01/466568-001	Crinoline
ZGE02/466568-002	Angelic
ZGE03/466568-003	Savory
ZGE04/466568-004	Honeycomb
ZGE05/466568-005	Gilded
ZGE06/466568-006	Paddleboat
ZGE07/466568-007	Stagecoach
ZGE08/466568-008	Waterbuck
ZGE09/466568-009	Earnest
ZGE10/466568-010	Auric
ZGE11/466568-011	Carmine
ZGE12/466568-012	Serape
ZGE13/466568-013	Ferric
ZGE14/466568-014	Canyon
ZGE15/466568-015	Alembic
ZGE16/466568-016	Patio
ZGE17/466568-017	Sorrel
ZGE18/466568-018	Root

Gemma continued	
ZGE19/466568-019	Mansion
ZGE20/466568-020	Buff
ZGE21/466568-021	Starch
ZGE22/466568-022	Dawn
ZGE23/466568-023	Countryside
ZGE24/466568-024	Dewy
ZGE25/466568-025	Reliquary
ZGE26/466568-026	Deluge
ZGE27/466568-027	Overlay
ZGE28/466568-028	Electron
ZGE29/466568-029	Sheath
ZGE30/466568-030	Quietude
ZGE31/466568-031	Jargon
ZGE32/466568-032	Powder
ZGE33/466568-033	Tide
ZGE34/466568-034	Outwash
ZGE35/466568-035	Enamored
ZGE36/466568-036	Smitten
ZGE37/466568-037	Revere
ZGE38/466568-038	Mangosteen
ZGE39/466568-039	Allium
ZGE40/466568-040	Immense
ZGE41/466568-041	Chamber
ZGE42/466568-042	Cosmos
ZGE43/466568-043	Inkling
ZGE44/466568-044	Rainwater
ZGE45/466568-045	Shade
ZGE46/466568-046	Pendant
ZGE47/466568-047	Axial
ZGE48/466568-048	Fervent
ZGE49/466568-049	Legacy
ZGE50/466568-050	Caliber
ZGE51/466568-051	Temple
ZGE52/466568-052	Evenfall

Price category 9 continued on next page

- Maharam textiles are on assigned lead times [A](#).
- Fabric numbers are listed as Herman Miller fabric number/Maharam fabric number.

# Textile Colors

continued

## Price Category 9

continued

Jasper - Maharam	
Ancillary/Seating	
53" wide	
55% wool	
27% solution-dyed nylon	
18% cotton	
ZJA01/466563-001	Thrill
ZJA02/466563-002	Anise
ZJA03/466563-003	Grapefruit
ZJA04/466563-004	Lifeguard
ZJA05/466563-005	Heartfelt
ZJA06/466563-006	Corsage
ZJA07/466563-007	Earthenware
ZJA08/466563-008	Bear
ZJA09/466563-009	Firelight
ZJA10/466563-010	Dreamcatcher
ZJA11/466563-011	Bobcat
ZJA12/466563-012	Glacial
ZJA13/466563-013	Vaporize
ZJA14/466563-014	Trapdoor
ZJA15/466563-015	Halcyon
ZJA16/466563-016	Observatory
ZJA17/466563-017	Steamboat
ZJA18/466563-018	Aquathlon
ZJA19/466563-019	Cloudless
ZJA20/466563-020	Briny
ZJA21/466563-021	Magical
ZJA22/466563-022	Picnic
ZJA23/466563-023	Herbage
ZJA24/466563-024	Pasture
ZJA25/466563-025	Courtyard
ZJA26/466563-026	Leapfrog

Leather	
Ancillary/Seating	
approx. 50 sq. ft. per hide	
100% leather	
2101	Ivory
2109	Black *
2110	Smoke
2111	Graphite
2112	Khaki
2113	Rattan
2114	Truffle
2115	Alpine
2116	Haze
2117	Sable Grey
2118	Dark Mineral **
2119	Dark Carbon ***
2120	Cranberry
2121	Deep Sea

\* Armpad color available on Aeron® Chair, Graphite.  
 \*\* Armpad color available on Aeron Chair, Mineral.  
 \*\*\* Armpad color available on Aeron Chair, Carbon.

## Price Category 10

Bristol Leather - Geiger Textile	
Ancillary	
approx. 55 sq. ft. per hide	
100% leather	
5-507	Black
5-511	Putty
5-519	Hunter
5-520	White
5-521	Ivory
5-522	Parchment
5-537	Caribbean
5-546	Pumice
5-547	Smoke
5-548	Charcoal
5-549	Dark Shale
5-556	Downtown Grey
5-557	City Night
5-559	Ash Grey
5-563	Champagne
5-564	Chestnut Brown
5-565	Dark Sienna
5-566	Earthen
5-567	Desert
5-568	British Green
5-579	Paris Blue
5-583	Atlantic
5-592	Camel
5-594	Taupe
5-597	Pure *
5-598	Cream
5-600	Midnight Blue
5-603	Sangria
5-604	Swiss Red
5-605	Nordic Yellow
5-606	Sky Grey
5-608	Natural

\* Color not available on Saiba Chair.

Firma – Maharam	
Ancillary/Seating	
55" wide	
78% wool	
22% nylon	
3KH01/466582-001	Wrath
3KH02/466582-002	Pantomime
3KH03/466582-003	Shaded
3KH04/466582-004	Prologue
3KH05/466582-005	Framework
3KH06/466582-006	Railroad
3KH07/466582-007	Grommet
3KH08/466582-008	Lunisolar
3KH09/466582-009	Snowpack
3KH10/466582-010	Coldsnap
3KH11/466582-011	Sealift
3KH12/466582-012	Brood
3KH13/466582-013	Intertidal
3KH14/466582-014	Confide
3KH15/466582-015	Secluded
3KH16/466582-016	Leisure
3KH17/466582-017	Portfolio
3KH18/466582-018	Strato
3KH19/466582-019	Fogbow
3KH20/466582-020	Snowcone
3KH21/466582-021	Kazoo
3KH22/466582-022	Esteem
3KH23/466582-023	Mackerel
3KH24/466582-024	Brooch
3KH25/466582-025	Caesious
3KH26/466582-026	Islet
3KH27/466582-027	Biosphere
3KH28/466582-028	Hilltop
3KH29/466582-029	Arboreal
3KH30/466582-030	Lineage
3KH31/466582-031	Comfrey
3KH32/466582-032	Circe
3KH33/466582-033	Ecosystem
3KH34/466582-034	Knack
3KH35/466582-035	Watt
3KH36/466582-036	Epiphany
3KH37/466582-037	Gamma
3KH38/466582-038	Taxicab
3KH39/466582-039	Varietal
3KH40/466582-040	Tale

- Maharam textiles are on assigned lead times [A](#).
- Fabric numbers are listed as Herman Miller fabric number/Maharam fabric number.

Price category 10 continued on next page

# Textile Colors

continued

## Price Category 10

continued

Appendix: Textile Colors

Firma continued		Gemma Multi continued		Gemma Multi Reverse – Maharam		Gemma Multi Reverse continued	
3KH41/466582-041	Elemental	ZGF19/466569-019	Crocus	Ancillary/Seating 55" wide 85% wool 15% nylon		ZGF78/466569-121	Roulette
3KH42/466582-042	Cuff	ZGF20/466569-020	Memoir				Reverse
3KH43/466582-043	Emu	ZGF21/466569-021	Roulette			ZGF79/466569-122	Voltaic
3KH44/466582-044	Tempeh	ZGF22/466569-022	Voltaic				Reverse
3KH45/466582-045	Tephra	ZGF23/466569-023	Compote	ZGF58/466569-101	Andromeda	ZGF80/466569-123	Compote
3KH46/466582-046	Shellac	ZGF24/466569-024	Lambent		Reverse		Reverse
3KH47/466582-047	Emporium	ZGF25/466569-025	Twister	ZGF59/466569-102	Dappled	ZGF81/466569-124	Lambent
3KH48/466582-048	Keratin	ZGF26/466569-026	Chronicle		Reverse		Reverse
3KH49/466582-049	Camwood	ZGF27/466569-027	Sidereal	ZGF60/466569-103	Lyra	ZGF82/466569-125	Twister
3KH50/466582-050	Gloam	ZGF28/466569-028	Tanzanite		Reverse		Reverse
3KH51/466582-051	Novela	ZGF29/466569-029	Crystalize	ZGF61/466569-104	Flaunt	ZGF83/466569-126	Chronicle
3KH52/466582-052	Fruitpunch	ZGF30/466569-030	Chromium		Reverse		Reverse
3KH53/466582-053	Decant	ZGF31/466569-031	Pallium	ZGF62/466569-105	Celluloid	ZGF84/466569-127	Sidereal
3KH54/466582-054	Milkshake	ZGF32/466569-032	Spectre		Reverse		Reverse
3KH55/466582-055	Metaphysic	ZGF33/466569-033	Courgette	ZGF63/466569-106	Hydrozoa	ZGF85/466569-128	Tanzanite
3KH56/466582-056	Carafe	ZGF34/466569-034	Viper		Reverse		Reverse
3KH57/466582-057	Voyager	ZGF35/466569-035	Sunlit	ZGF64/466569-107	Firefly	ZGF86/466569-129	Crystalize
3KH58/466582-058	Tenebrous	ZGF36/466569-036	Heavenly		Reverse		Reverse
3KH59/466582-059	Subtext	ZGF37/466569-037	Vernal	ZGF65/466569-108	Pisces	ZGF87/466569-130	Chromium
3KH60/466582-060	Silent	ZGF38/466569-038	Cress		Reverse		Reverse
<b>Gemma Multi – Maharam</b> Ancillary/Seating 55" wide 85% wool 15% nylon		ZGF39/466569-039	Limn	ZGF66/466569-109	Strath	ZGF88/466569-131	Pallium
		ZGF40/466569-040	Horseradish		Reverse		Reverse
		ZGF41/466569-041	Shandy	ZGF67/466569-110	Erosion	ZGF89/466569-132	Spectre
		ZGF42/466569-042	Granary		Reverse		Reverse
		ZGF43/466569-043	Percolate	ZGF68/466569-111	Cabaret	ZGF90/466569-133	Courgette
		ZGF44/466569-044	Motor		Reverse		Reverse
		ZGF45/466569-045	Unicorn	ZGF69/466569-112	Candytuft	ZGF91/466569-134	Viper
		ZGF46/466569-046	Lobster		Reverse		Reverse
		ZGF47/466569-047	Rhododendron	ZGF70/466569-113	Juice	ZGF92/466569-135	Sunlit
		ZGF48/466569-048	Taffy		Reverse		Reverse
		ZGF49/466569-049	Rishi	ZGF71/466569-114	Fairground	ZGF93/466569-136	Heavenly
		ZGF50/466569-050	Backcountry		Reverse		Reverse
		ZGF51/466569-051	Buckthorn	ZGF72/466569-115	Copperplate	ZGF94/466569-137	Vernal
		ZGF52/466569-052	Coniferous		Reverse		Reverse
		ZGF53/466569-053	Delphic	ZGF73/466569-116	Sunbird	ZGF95/466569-138	Cress
		ZGF54/466569-054	Hieroglyph		Reverse		Reverse
		ZGF55/466569-055	Eiderdown	ZGF74/466569-117	Cinematic	ZGF96/466569-139	Limn
		ZGF56/466569-056	Sandbar		Reverse		Reverse
		ZGF57/466569-057	Tanager	ZGF75/466569-118	Clairvoyant	ZGF97/466569-140	Horseradish
					Reverse		Reverse
				ZGF76/466569-119	Crocus	ZGF98/466569-141	Shandy
					Reverse		Reverse
				ZGF77/466569-120	Memoir	ZGF99/466569-142	Granary
					Reverse		Reverse

- Maharam textiles are on assigned lead times [A](#).
- Fabric numbers are listed as Herman Miller fabric number/Maharam fabric number.

Price category 10 continued on next page

# Textile Colors

continued

## Price Category 10

continued

### Gemma Multi Reverse *continued*

ZGFA0/466569-143	Percolate
	Reverse
ZGFA1/466569-144	Motor
	Reverse
ZGFA2/466569-145	Unicorn
	Reverse
ZGFA3/466569-146	Lobster
	Reverse
ZGFA4/466569-147	Rhododendron
	Reverse
ZGFA5/466569-148	Taffy
	Reverse
ZGFA6/466569-149	Rishi
	Reverse
ZGFA7/466569-150	Backcountry
	Reverse
ZGFA8/466569-151	Buckthorn
	Reverse
ZGFA9/466569-152	Coniferous
	Reverse
ZGFB0/466569-153	Delphic
	Reverse
ZGFB1/466569-154	Hieroglyph
	Reverse
ZGFB2/466569-155	Eiderdown
	Reverse
ZGFB3/466569-157	Tanager
	Reverse

### Petra - Maharam

Ancillary/Seating	
55" wide	
70% wool	
19% linen	
11% nylon	
ZP401/466580-001	Hieroglyph
ZP402/466580-002	Interior
ZP403/466580-003	Samovar
ZP404/466580-004	Calcite
ZP405/466580-005	Silversmith
ZP406/466580-006	Rivet
ZP407/466580-007	Carpolite
ZP408/466580-008	Bonbon

### Petra *continued*

ZP409/466580-009	Dreamy
ZP410/466580-010	Bejewel
ZP411/466580-011	Sashimi
ZP412/466580-012	Spirula
ZP413/466580-013	Chalet
ZP414/466580-014	Reindeer
ZP415/466580-015	Nostalgia
ZP416/466580-016	Trove
ZP417/466580-017	Narcissus
ZP418/466580-018	Yurt
ZP419/466580-019	Congee
ZP420/466580-020	Genepy
ZP421/466580-021	Herbaceous
ZP422/466580-022	Paddock
ZP423/466580-023	Precious
ZP424/466580-024	Biome
ZP425/466580-025	Tinted
ZP426/466580-026	Pelagic
ZP427/466580-027	Bluebill
ZP428/466580-028	Chicory
ZP429/466580-029	Eaglet
ZP430/466580-030	Permafrost
ZP431/466580-031	Atlantic
ZP432/466580-032	Airstream
ZP433/466580-033	Debonair

### Superweave - Maharam

Ancillary	
54" wide	
75% polyester	
25% cotton	
Z2203/466241-005	Sienna
Z2204/466241-002	Ochre
Z2207/466241-004	Marine
Z2208/466241-003	Olive
Z2220/466241-001	Orange and Pink

## Price Category 11

### Felix - Maharam

Ancillary/Seating	
85% wool	
15% nylon	
3BS01	Angular
3BS02	Shark
3BS03	Easy
3BS04	Cue
3BS05	Rye
3BS06	Champion
3BS07	Between
3BS08	Propose
3BS09	Rising
3BS10	Tile
3BS11	Place
3BS12	Kernel
3BS13	Pinnacle
3BS14	Darling
3BS15	Seasonal
3BS16	Shipmate
3BS17	Jump
3BS18	Geyser
3BS19	Team

### Prone Leather - Maharam

Ancillary	
approx. 50 sq. ft. per hide	
100% leather	
protective top coat	
1NX01/700020-001	Lotus
1NX02/700020-002	Timbre
1NX03/700020-003	Essence
1NX04/700020-004	Script
1NX05/700020-005	Gambit
1NX06/700020-006	Obsidian
1NX07/700020-007	Sail
1NX09/700020-009	Vine
1NX10/700020-010	Yarrow
1NX13/700020-013	Balsa
1NX14/700020-014	Shore
1NX15/700020-015	Bricolage
1NX17/700020-017	Ledge
1NX19/700020-019	Mantra
1NX20/700020-020	Java
1NX21/700020-021	Lute
1NX22/700020-022	Glow
1NX23/700020-023	Hickory

### Tenera Leather - Geiger Textile

Ancillary	
approx. 55 sq. ft. per hide	
100% leather	
17501	Cement
17502	Marzipan
17504	Raw Sienna
17505	Maple
17508	Cranberry
17510	Dark Chocolate
17511	Black
17512	Carbon
17513	Sapphire

- Maharam textiles are on assigned lead times [A](#).
- Fabric numbers are listed as Herman Miller fabric number/Maharam fabric number.



Textile Colors

continued

Price Category 12-13

No fabrics available at this time.

Price Category 14

Lanalux - Maharam	
Ancillary	
54" wide	
100% wool	
Z1375/466240-005	Black/White
Z1378/466240-006	Olive/Black
Z1380/466240-001	Natural
Z1383/466240-002	Umber
Z1384/466240-007	Natural/Black
Z1386/466240-003	Orange
Z1387/466240-004	Crimson

Price Category A

No fabrics available at this time.

Price Category B

Medium – Maharam	
Ancillary/Seating/Workspaces	
54" wide	
100% polyester	
VM01/463490-001	Raven
VM02/463490-002	Smoke
VM03/463490-003	Alloy
VM04/463490-004	Flax
VM07/463490-007	Espresso
VM14/463490-014	Laser
VM16/463490-016	Port
VM22/463490-022	Marina
VM29/463490-029	Pistachio
VM32/463490-032	Prospect
VM36/463490-036	Delight
VM39/463490-039	Nautical
VM44/463490-044	Washed
VM45/463490-045	Sculpture
VM47/463490-047	Hike
VM48/463490-048	Tangle
VM49/463490-049	Pacific
VM50/463490-050	Cosmic
VM53/463490-053	Nasturtium

Messenger – Maharam	
Ancillary/Seating/Workspaces	
54" wide	
78% post-industrial recycled polyester	
15% polyester, 7% nylon	
TI07/458640-007	Shadow
TI08/458640-008	Bayou *
TI24/458640-024	Poppy
TI25/458640-025	Mao
TI29/458640-029	Onyx *
TI31/458640-031	Cloud *
TI38/458640-038	Depth *
TI40/458640-040	Nile *
TI41/458640-041	Azure *

Price category B continued on next page

• Maharam textiles are on assigned lead times [A](#).  
• Fabric numbers are listed as Herman Miller fabric number/Maharam fabric number.

# Textile Colors

continued

## Price Category B

continued

Messenger continued	
TI45/458640-045	Cactus *
TI46/458640-046	Ice * **
TI48/458640-048	Neon
TI50/458640-050	Hydrangea
TI53/458640-053	Tangelo
TI54/458640-054	Lumine *
TI58/458640-058	Snow ** ***
TI60/458640-060	Peridot
TI61/458640-061	Capri *
TI62/458640-062	Ultramarine
TI63/458640-063	Squall
TI66/458640-066	Cassis
TI67/458640-067	Aster
TI69/458640-069	Cherry
TI70/458640-070	Vibrant
TI71/458640-071	Satsuma *
TI72/458640-072	Maize
TI76/458640-076	Fossil
TI77/458640-077	Ash
TI78/458640-078	Tusk
TI79/458640-079	Oyster **
TI81/458640-081	Husk
TI84/458640-084	Robust
TI85/458640-085	Beyond
TI86/458640-086	Voyage *
TI87/458640-087	Everglade
TI89/458640-089	Blanch ***
TI90/458640-090	Longspur
TI91/458640-091	Vireo
TI92/458640-092	Dipper
TI93/458640-093	Gale
TI94/458640-094	Hunter
TI95/458640-095	Lime
TI96/458640-096	Apple
TI97/458640-097	Krill
TI98/458640-098	Catalyst

\* Colors available on 20-day lead time.

\*\* Colors not available on Eames Molded Fiberglass and Molded Plastic Side Chairs.

\*\*\* Colors not available on Valor Seating.

- Maharam textiles are on assigned lead times [A](#).
- Fabric numbers are listed as Herman Miller fabric number/Maharam fabric number.

## Price Category C

Manner - Maharam	
Ancillary/Seating/Workspaces	
54" wide	
65% post-industrial recycled polyester	
35% post-consumer recycled polyester	
Z2701/466177-001	Magic
Z2702/466177-002	Carob
Z2703/466177-003	Porpoise
Z2704/466177-004	Flint
Z2705/466177-005	Hush *
Z2706/466177-006	Nuance
Z2711/466177-011	Ember
Z2712/466177-012	Wagon
Z2713/466177-013	Ablaze
Z2714/466177-014	Peel
Z2716/466177-016	Butterscotch
Z2717/466177-017	Harvest
Z2720/466177-020	Parakeet
Z2722/466177-022	Aquatic
Z2723/466177-023	Cottage
Z2724/466177-024	Dahlia
Z2725/466177-025	Vivid
Z2726/466177-026	Basin
Z2727/466177-027	Schooner
Z2728/466177-028	Slope
Z2729/466177-029	Silverpoint
Z2730/466177-030	Lattice
Z2731/466177-031	Smoky
Z2732/466177-032	Magnetic
Z2733/466177-033	Woad
Z2734/466177-034	Resolute
Z2735/466177-035	Cruise
Z2736/466177-036	Atmospheric
Z2737/466177-037	Cloudburst
Z2738/466177-038	Tidewater
Z2739/466177-039	Firth
Z2740/466177-040	Oceanside
Z2741/466177-041	Grandeur
Z2742/466177-042	Comfort
Z2743/466177-043	Dill
Z2744/466177-044	Poplar
Z2745/466177-045	Citronella
Z2746/466177-046	Passerine

Manner continued	
Z2747/466177-047	Southwest
Z2748/466177-048	Roseate
Z2749/466177-049	Charisma
Z2750/466177-050	Siltstone
Z2751/466177-051	Kimono
Z2752/466177-052	Valiant
Z2753/466177-053	Baroness

\* Color not available on Eames Aluminum Group, Executive Chairs, Upholstered Molded Plywood Chairs, and Sofa Compact.

Merit - Maharam	
Ancillary/Seating	
54" wide	
76% post-industrial recycled polyester	
24% polyester	
PFOA-Free stain resistant	
88201/466444-001	Trickle
88202/466444-002	Beluga
88203/466444-003	Gunmetal
88204/466444-004	Blackout
88205/466444-005	Superior
88206/466444-006	Ocean
88207/466444-007	Highborn
88208/466444-008	Immersed
88209/466444-009	Rainfall
88210/466444-010	Blizzard
88211/466444-011	Poolside
88212/466444-012	Steel
88213/466444-013	Zircon
88214/466444-014	Ripple
88215/466444-015	Aegean
88216/466444-016	Armada
88217/466444-017	Hedera
88218/466444-018	Rainforest
88219/466444-019	Gator
88220/466444-020	Vineyard
88221/466444-021	Pine
88222/466444-022	Kiwi
88223/466444-023	Kookaburra

Merit continued	
88Z24/466444-024	Bellini
88Z25/466444-025	Sunflower
88Z26/466444-026	Sandstorm
88Z27/466444-027	Mudder
88Z28/466444-028	Lynx
88Z29/466444-029	Farro
88Z30/466444-030	Manila
88Z31/466444-031	Starfish
88Z32/466444-032	Brass
88Z33/466444-033	Arrow
88Z34/466444-034	Gelato
88Z35/466444-035	Nectarine
88Z36/466444-036	Macaron
88Z37/466444-037	Alert
88Z38/466444-038	Goji
88Z39/466444-039	Cabernet
88Z40/466444-040	Eggplant
88Z41/466444-041	Hawk
88Z42/466444-042	Stag
88Z43/466444-043	Overcast

Metric – Maharam	
Ancillary/Seating/Workspaces	
54" wide	
51% post-industrial recycled polyester	
49% polyester	
Z302/466014-002	Fog
Z303/466014-003	Fleece
Z312/466014-012	Cardinal
Z313/466014-013	Lava
Z318/466014-018	Pollen
Z320/466014-020	Alligator
Z323/466014-023	Tar
Z324/466014-024	Anchor
Z326/466014-026	Admiral
Z327/466014-027	Seaport
Z328/466014-028	Scuba
Z329/466014-029	Skate
Z330/466014-030	Hopscotch
Z331/466014-031	Film
Z332/466014-032	Whale
Z333/466014-033	Downpour
Z334/466014-034	Midday

Price category C continued on next page

# Textile Colors

continued

## Price Category C

continued

## Price Category D

Appendix: Textile Colors

Metric continued	
Z335/466014-035	Talisman
Z336/466014-036	Hedgerow
Z337/466014-037	Snorkel
Z338/466014-038	Highway
Z339/466014-039	Canary
Z340/466014-040	Sunny
Z341/466014-041	Aztec
Z342/466014-042	Fruit
Z343/466014-043	Galah
Z344/466014-044	Kiln
Z345/466014-045	Moth

Murmur - Maharam	
Ancillary/Seating	
55" wide	
100% polyester	
PFOA-Free stain resistant	
8EY01/466446-001	Gust
8EY02/466446-002	Harmonica
8EY03/466446-003	Canopy
8EY04/466446-004	Dim
8EY05/466446-005	Peppercorn
8EY06/466446-006	Cauldron
8EY07/466446-007	Conquer
8EY08/466446-008	Rapids
8EY09/466446-009	Seawater
8EY10/466446-010	Baby
8EY11/466446-011	Elderberry
8EY12/466446-012	Iceberg
8EY13/466446-013	Tallgrass
8EY14/466446-014	Underground
8EY15/466446-015	Biome
8EY16/466446-016	Cask
8EY17/466446-017	Argan
8EY18/466446-018	Sundown
8EY19/466446-019	Ignite
8EY20/466446-020	Sultry
8EY21/466446-021	Sangria

Bluff - Maharam	
Ancillary/Seating	
54" wide	
100% polyurethane	
Ink-resistant protective top coat	
Polyester backing	
8I801/466489-001	Loom
8I802/466489-002	Helm
8I803/466489-003	Cruller
8I804/466489-004	Folklore
8I805/466489-005	Beguile
8I806/466489-006	Sherpa
8I807/466489-007	Teleport
8I808/466489-008	Annex
8I809/466489-009	Lorimer
8I810/466489-010	Cinema
8I811/466489-011	Zip
8I812/466489-012	Coach
8I813/466489-013	Supernova
8I814/466489-014	Pirate
8I815/466489-015	Academy
8I816/466489-016	Disco
8I817/466489-017	Equator
8I818/466489-018	Brink
8I819/466489-019	Scene
8I820/466489-020	Petrichor
8I821/466489-021	Exotic
8I822/466489-022	Fauna
8I823/466489-023	Calabash
8I824/466489-024	Fuscous
8I825/466489-025	Wildling
8I826/466489-026	Blitz
8I827/466489-027	Allspice
8I828/466489-028	Lumos
8I829/466489-029	Pilot
8I830/466489-030	Jukebox
8I831/466489-031	Dugout
8I832/466489-032	Claret
8I833/466489-033	Flamenco

Mode - Maharam	
Ancillary/Seating/Workspaces	
54" wide	
80% post-consumer recycled polyester	
20% polyester	
PFOA-Free stain resistant finish	
ZMD01/466337-001	Stroll
ZMD02/466337-002	Intaglio
ZMD03/466337-003	Ominous
ZMD04/466337-004	Machine
ZMD05/466337-005	Talus
ZMD06/466337-006	Marsh
ZMD07/466337-007	Hollow
ZMD08/466337-008	Sycamore
ZMD09/466337-009	Clavicle
ZMD10/466337-010	Billygoat
ZMD11/466337-011	Spindle
ZMD12/466337-012	Lemon
ZMD13/466337-013	Oxeye
ZMD14/466337-014	Henge
ZMD15/466337-015	Goldenrod
ZMD16/466337-016	Cottontail
ZMD17/466337-017	Lioness
ZMD18/466337-018	Oriole
ZMD19/466337-019	Rust
ZMD20/466337-020	Carotene
ZMD21/466337-021	Blush
ZMD22/466337-022	Vermilion
ZMD23/466337-023	Alder
ZMD24/466337-024	Kermes
ZMD25/466337-025	Barberry
ZMD26/466337-026	Petal
ZMD27/466337-027	Valley
ZMD28/466337-028	Odyssey
ZMD29/466337-029	Ballpoint
ZMD30/466337-030	Toile
ZMD31/466337-031	Paradise

Mode continued	
ZMD32/466337-032	Angelfish
ZMD33/466337-033	Denim
ZMD34/466337-034	Crush
ZMD35/466337-035	Jetty
ZMD36/466337-036	Saltwater
ZMD37/466337-037	Mallard
ZMD38/466337-038	Celtic
ZMD39/466337-039	Eucalyptus
ZMD40/466337-040	Bonsai
ZMD41/466337-041	Sassafras
ZMD42/466337-042	Yucca
ZMD43/466337-043	Lichen

Spiral - Maharam	
Workspaces	
66" wide	
100% polyester	
ZS301/901882-001	Chalk
ZS303/901882-003	Wheat
ZS304/901882-004	Mica
ZS305/901882-005	Pavement
ZS306/901882-006	Graphite

- Maharam textiles are on assigned lead times [A](#).
- Fabric numbers are listed as Herman Miller fabric number/Maharam fabric number.



# Textile Colors

continued

## Price Category E

Article – Maharam	
Ancillary/Seating	
54" wide	
100% vinyl	
ZAT08/458600-008	Marina
ZAT13/458600-013	Flume
ZAT14/458600-014	Storm
ZAT15/458600-015	Toast
ZAT19/458600-019	Fleece
ZAT22/458600-022	Stone
ZAT26/458600-026	Mercury
ZAT29/458600-029	Bluegrass
ZAT31/458600-031	Truffle
ZAT32/458600-032	Gravel
ZAT33/458600-033	Value
ZAT34/458600-034	Tint
ZAT35/458600-035	Snowflake
ZAT36/458600-036	Chalice
ZAT37/458600-037	Trail
ZAT38/458600-038	Pyramid
ZAT39/458600-039	Desert
ZAT40/458600-040	Lei
ZAT41/458600-041	Rouge
ZAT42/458600-042	Karma
ZAT43/458600-043	Opal
ZAT44/458600-044	Periwinkle
ZAT45/458600-045	Vampire
ZAT46/458600-046	Surf
ZAT47/458600-047	Plumage

Flock - Maharam	
Workspaces	
63" wide	
100% polyester	
ZF301/901892-001	Calm
ZF302/901892-002	Course
ZF303/901892-003	Highlight
ZF305/901892-005	Poppy
ZF306/901892-006	Briefcase
ZF307/901892-007	Monkstrap
ZF308/901892-008	Quag
ZF309/901892-009	Pistachio
ZF310/901892-010	Froth
ZF311/901892-011	Celadon
ZF312/901892-012	Highsea
ZF313/901892-013	China
ZF314/901892-014	Victorian
ZF315/901892-015	Commander
ZF316/901892-016	Raven
ZF317/901892-017	Aluminum

Micro – Maharam	
Ancillary	
54" wide	
100% vinyl	
ZMB01/466099-001	Muslin
ZMB04/466099-004	Basalt
ZMB06/466099-006	Phantom
ZMB07/466099-007	Depth
ZMB08/466099-008	Cottage
ZMB09/466099-009	Hunter
ZMB11/466099-011	Tomatillo
ZMB12/466099-012	Brew
ZMB14/466099-014	Tang
ZMB15/466099-015	Risk

## Price Category F

Apt – Maharam	
Ancillary/Seating	
54" wide	
100% polyurethane/silicone	
Ink-resistant protective top coat	
Polyester backing	
82T12/466392-012	Iris
82T13/466392-013	Nocturnal
82T14/466392-014	Fluid
82T15/466392-015	Eden
82T16/466392-016	Galactic
82T17/466392-017	Shoreline
82T18/466392-018	Jade
82T19/466392-019	Garden
82T20/466392-020	Botanic
82T21/466392-021	Chartreuse
82T23/466392-023	Lyric
82T24/466392-024	Turmeric
82T25/466392-025	Bengal
82T26/466392-026	Core
82T27/466392-027	Mantle
82T28/466392-028	Sorbet
82T32/466392-032	Oak
82T33/466392-033	Castle
82T34/466392-034	Follow
82T35/466392-035	Elixir
82T36/466392-036	Charm
82T37/466392-037	Descend
82T38/466392-009	Sketch
82T39/466392-010	Glacier
82T40/466392-031	Fortress
82T41/466392-030	Lotus
82T42/466392-001	Coconut
82T43/466392-011	Cobblestone
82T44/466392-029	Bloom
82T45/466392-022	Crepe
82T46/466392-006	Hickory
82T47/466392-007	Constellation
82T48/466392-008	Labyrinth
82T49/466392-002	Vibe
82T50/466392-003	Stampede
82T51/466392-004	Lumber
82T52/466392-005	Gingerbread

Appendix: Textile Colors

- Maharam textiles are on assigned lead times [A](#).
- Fabric numbers are listed as Herman Miller fabric number/Maharam fabric number.

Price category F continued on next page

# Textile Colors

continued

## Price Category F

continued

### Appendix: Textile Colors

Brindle - Maharam	
Ancillary/Seating	
58" wide	
100% polyester	
PFOA-free stain resistant	
Acrylic backing	
87101/466418-001	Calico
87102/466418-002	Mauve
87103/466418-003	Torch
87104/466418-004	Burnt
87105/466418-005	Barn
87106/466418-006	Pharaoh
87107/466418-007	Sandbur
87108/466418-008	Jungle
87109/466418-009	Inland
87110/466418-010	Seagrass
87111/466418-011	Watercolor
87112/466418-012	Aquarium

Chime - Maharam	
Ancillary	
54" wide	
100% vinyl	
V9M3/465350-003	Morel
V9MB/465350-011	Tranquil
V9MJ/465350-020	Slate
V9MV/465350-031	Verve
V9MW/465350-032	Understory

Conduit - Maharam	
Ancillary/Seating	
58" wide	
100% polyester	
PFOA-free stain resistant	
Acrylic backing	
87Z01/466428-001	Space
87Z02/466428-002	Syrup
87Z03/466428-003	Nimbus
87Z05/466428-005	Fawn
87Z06/466428-006	Ghost
87Z07/466428-007	Caribbean
87Z08/466428-008	Canal

Emit - Maharam	
Workspaces	
54" wide	
55% post-industrial recycled polyester	
45% post-consumer recycled polyester	
PFOA-free stain resistant	
8EX01/466378-001	Wed
8EX02/466378-002	Zebra
8EX03/466378-003	Chiffon
8EX05/466378-005	Nectar
8EX06/466378-006	Elk
8EX08/466378-008	Goldenrod
8EX09/466378-009	Beached
8EX10/466378-010	Samba
8EX11/466378-011	Nest
8EX14/466378-014	Groove
8EX17/466378-017	Haiku
8EX18/466378-018	Bluefin
8EX19/466378-019	Flow
8EX20/466378-020	Xenon
8EX21/466378-021	Artem
8EX22/466378-022	Zen
8EX25/466378-025	Limeade

Instill - Maharam	
Ancillary/Seating	
54" wide	
100% polyurethane	
Ink-resistant protective top coat	
Polyester backing	
74M01/466351-001	Page
74M02/466351-002	Limestone
74M03/466351-003	Bobwhite
74M07/466351-007	Shaker
74M08/466351-008	Doe
74M09/466351-009	Ride
74M11/466351-011	Tannin
74M12/466351-012	Vitis
74M14/466351-014	Quail
74M15/466351-015	Brittanic
74M16/466351-016	Narwhal
74M19/466351-019	Koala
74M20/466351-020	Dorsal
74M21/466351-021	Stealth
74M22/466351-022	Mosey
74M23/466351-023	Beachfront
74M24/466351-024	Discovery
74M25/466351-025	Grasp
74M26/466351-026	Arboreous
74M27/466351-027	Yearling
74M28/466351-028	Allele
74M29/466351-029	Eager
74M30/466351-030	Rise
74M31/466351-031	Latte
74M32/466351-032	Compose
74M33/466351-033	Furrow
74M34/466351-034	Tenor
74M35/466351-035	Anatto
74M36/466351-036	Together
74M37/466351-037	Intention
74M38/466351-038	Overnight
74M39/466351-039	Icecap
74M40/466351-040	Metamorphic
74M41/466351-041	Anthracite

Keen - Maharam	
Ancillary/Seating	
54" wide	
61% polyester	
39% polyolefin	
PFOA-Free stain resistant	
Acrylic backing	
89N01/466433-001	Gaur
89N02/466433-002	Lock
89N03/466433-003	Elk
89N04/466433-004	Oatmeal
89N05/466433-005	Lakefront
89N06/466433-006	Argent
89N07/466433-007	Coyote
89N08/466433-008	Eventide
89N09/466433-009	Canal
89N10/466433-010	Rosemary
89N11/466433-011	Herb
89N12/466433-012	Ruby
89N13/466433-013	Loganberry

Ledger - Maharam	
Ancillary/Seating	
54" wide	
100% polyurethane	
V9G1/463770-001	001
V9G2/463770-002	002
V9G3/463770-003	003
V9G4/463770-004	004
V9GG/463770-017	017
V9GQ/463770-025	025
V9GS/463770-026	026
V9GU/463770-028	028
V9GV/463770-029	029
V9GW/463770-030	030
V9GX/463770-031	031
V9GY/463770-032	032
V9G18/463770-042	042
V9G19/463770-043	043
V9G20/463770-044	044
V9G21/463770-045	045
V9G22/463770-046	046

Price category F continued on next page

- Maharam textiles are on assigned lead times [A](#).
- Fabric numbers are listed as Herman Miller fabric number/Maharam fabric number.

# Textile Colors

continued

## Price Category F

continued

Loop - Maharam	
Ancillary/Seating	
57" wide	
48% post-industrial recycled polyester	
26% polyester	
26% post-consumer recycled polyester	
PFOA-Free stain resistant	
Acrylic Backing	
ZLL01/466469-001	Opossum
ZLL02/466469-002	Foundation
ZLL03/466469-003	Naval
ZLL05/466469-005	Mockingbird
ZLL06/466469-006	Dynasty
ZLL08/466469-008	Wildfire
ZLL10/466469-010	Penguin

Multiply - Maharam	
Ancillary/Seating	
58" wide	
57% post-consumer recycled polyester	
43% post-industrial recycled polyester	
PFOA-Free stain resistant	
Acrylic Backing	
82A01/466341-001	Winter
82A02/466341-002	Encore
82A03/466341-003	Swing
82A04/466341-004	Contrast
82A05/466341-005	Sterling
82A06/466341-006	Daze
82A07/466341-007	Sway
82A08/466341-008	Sailor
82A09/466341-009	Mystique
82A10/466341-010	Deep
82A11/466341-011	Craft
82A12/466341-012	Town
82A13/466341-013	Limit
82A14/466341-014	Tamale

Pitch - Maharam	
Ancillary	
54" wide	
100% vinyl	
ZPC04/466186-004	Pollen
ZPC07/466186-007	Apple
ZPC11/466186-011	Voyage
ZPC12/466186-012	Turquoise
ZPC14/466186-014	Inlet
ZPC15/466186-015	Captain
ZPC16/466186-016	Aura
ZPC17/466186-017	Coastal
ZPC18/466186-018	Fog
ZPC19/466186-019	Coal
ZPC21/466186-021	Mulberry
ZPC24/466186-024	Flame
ZPC26/466186-026	Tumbleweed
ZPC29/466186-029	Subtle
ZPC30/466186-030	Buff

Pepper - Maharam	
Ancillary/Seating	
58" wide	
49% polyester	
41% post-industrial recycled polyester	
10% post-consumer recycled polyester	
PFOA-Free stain resistant	
Acrylic Backing	
8LW01/466486-001	Dojo
8LW02/466486-002	Marengo
8LW03/466486-003	Harlequin
8LW04/466486-004	Pavlova
8LW06/466486-006	Achiote
8LW07/466486-007	Essence
8LW08/466486-008	Genome
8LW09/466486-009	Myriad
8LW10/466486-010	Terrarium

Scuba - Maharam	
Ancillary	
54" wide	
100% polyurethane	
V9B5/464930-005	Chinchilla
V9B6/464930-006	Mahogany
V9B7/464930-007	Jet
V9B8/464930-008	Charcoal
V9B9/464930-009	Dolphin
V9BA/464930-010	Drizzle
V9BC/464930-012	Conifer
V9BF/464930-015	Tourmaline
V9BG/464930-016	Sapphire
V9BH/464930-017	Electric
V9BL/464930-020	Cabernet
V9BM/464930-021	Brick
V9BN/464930-022	Coral
V9BP/464930-023	Autumn

Strum - Maharam	
Ancillary/Seating	
54" wide	
100% polyurethane with silane-based antimicrobial	
Z3301/466122-001	Overcast
Z3302/466122-002	Ridge
Z3304/466122-004	Pigeon
Z3307/466122-007	Bur
Z3308/466122-008	Abalone
Z3312/466122-012	Lemongrass

## Price Category G

Compound - Maharam	
Ancillary/Seating	
54" wide	
100% polyurethane with silane-based antimicrobial	
ZC201/466196-001	Quartz
ZC203/466196-003	Weathered
ZC204/466196-004	Cliff
ZC205/466196-005	Espresso
ZC207/466196-007	Blaze
ZC208/466196-008	Mandarin
ZC209/466196-009	Maple
ZC210/466196-010	Perennial
ZC212/466196-012	Tundra
ZC213/466196-013	Manatee
ZC214/466196-014	Marine
ZC215/466196-015	Twilight
ZC216/466196-016	Shelter
ZC217/466196-017	Vessel
ZC218/466196-018	Smoke
ZC219/466196-019	Fog

Fluent Crypton - Maharam	
Ancillary	
54" wide	
52% polyester	
31% post-industrial recycled polyester	
17% post-consumer recycled polyester	
ZFC01/466073-001	Lynx
ZFC12/466073-012	Bayou
ZFC13/466073-013	Bottle
ZFC14/466073-014	Cadet
ZFC22/466073-022	Turf
ZFC24/466073-024	Steady

Price category G continued on next page

- Maharam textiles are on assigned lead times [A](#).
- Fabric numbers are listed as Herman Miller fabric number/Maharam fabric number.

# Textile Colors

continued

## Price Category G

continued

## Price Category H

### Appendix: Textile Colors

Fold - Maharam	
Seating	
54" wide	
100% polyurethane	
Polyester backing	
ZF101/466292-001	Jet
ZF102/466292-002	Chalk
ZF103/466292-003	Smoke
ZF105/466292-005	Fatigue
ZF106/466292-006	Splash
ZF107/466292-007	Apple
ZF108/466292-008	Moss
ZF110/466292-010	Midnight

Gild - Maharam	
Ancillary/Seating	
54" wide	
100% non-phthalate vinyl	
Ink-resistant protective top coat	
Polyester backing	
8AR01/466432-005	Grapevine
8AR02/466432-009	Frosting
8AR03/466432-007	Smokey
8AR04/466432-003	Skylight
8AR05/466432-011	Sandstone
8AR06/466432-004	Hurricane
8AR07/466432-002	Wreath
8AR08/466432-001	Rainforest
8AR09/466432-012	Fudge
8AR10/466432-010	Lantern
8AR11/466432-006	Planet
8AR12/466432-008	Reflection

Pare – Maharam	
Ancillary/Seating	
54" wide	
52% wool	
26% polyester	
22% nylon	
PFOA-free stain resistant finish	
ZPR11/466359-011	Zest
ZPR12/466359-012	Elmwood
ZPR13/466359-013	Thyme
ZPR17/466359-017	Blueberry

Runner - Maharam	
Ancillary/Seating	
54" wide	
57% post-industrial recycled polyester	
43% post-consumer recycled polyester	
ZRF01/466108-001	Bluff
ZRF03/466108-003	Grove
ZRF04/466108-004	Starboard
ZRF05/466108-005	Plot
ZRF06/466108-006	Carousel

Sudden – Maharam	
Ancillary	
54" wide	
100% polyurethane	
ZSD02/463000-002	002
ZSD03/463000-003	003
ZSD05/463000-005	005
ZSD06/463000-006	006
ZSD07/463000-007	007
ZSD09/463000-009	009
ZSD10/463000-010	010
ZSD11/463000-011	011
ZSD13/463000-013	013
ZSD15/463000-015	015
ZSD16/463000-016	016
ZSD17/463000-017	017
ZSD18/463000-018	018
ZSD19/463000-019	019
ZSD20/463000-020	020
ZSD24/463000-024	024
ZSD27/463000-027	027
ZSD36/463000-036	036

Anagram - Maharam	
Ancillary	
54" wide	
42% cotton	
32% polyester	
26% nylon	
ZAN01/466067-001	Quarry
ZAN03/466067-003	Electric
ZAN05/466067-005	Settle

Circles — Maharam	
Ancillary/Seating	
55" wide	
70% cotton	
30% polyester	
ZT01/458310-001	Khaki
ZT02/458310-002	Fatigue
ZT03/458310-003	Document
ZT04/458310-004	Engine

Dot Pattern — Maharam	
Ancillary/Seating	
55" wide	
71% cotton	
29% polyester	
ZK01/458300-001	Document
ZK02/458300-002	Taupe
ZK04/458300-004	Red
ZK05/458300-005	Navy

Mechanism – Maharam	
Ancillary	
54" wide	
100% polyester	
ZMC01/465952-001	Mercury
ZMC10/465952-010	Pearl
ZMC11/465952-011	Bronze
ZMC15/465952-015	Tangerine
ZMC17/465952-017	Sprout

Price category H continued on next page

- Maharam textiles are on assigned lead times [A](#).
- Fabric numbers are listed as Herman Miller fabric number/Maharam fabric number.

# Textile Colors

continued

## Price Category H

continued

Mister – Maharam	
Ancillary	
54" wide	
67% solution-dyed acrylic	
33% solution-dyed polyester	
ZMG01/466178-001	Breeze
ZMG04/466178-004	Enliven
ZMG05/466178-005	Notice
ZMG06/466178-006	Azurite

Regatta – Maharam	
Ancillary	
54" wide	
65% solution-dyed acrylic	
35% solution-dyed polyester	
ZRT01/466189-001	Drift
ZRT02/466189-002	Parasol
ZRT04/466189-004	Swell

Small Dot Pattern — Maharam	
Ancillary/Seating	
55" wide	
71% cotton	
29% polyester	
ZL01/458320-001	Document
ZL02/458320-002	Sand
ZL03/458320-003	Khaki
ZL04/458320-004	Taupe
ZL05/458320-005	Charcoal
ZL06/458320-006	Document
	Reverse
ZL07/458320-007	Red
ZL08/458320-008	Yellow
ZL09/458320-009	Green

## Price Category I

Colorwheel – Maharam	
Ancillary	
54" wide	
62% cotton	
38% solution-dyed	
post-industrial recycled nylon	
ZCW02/466163-002	Pumice
ZCW03/466163-003	Viridian
ZCW06/466163-006	Charcoal
ZCW07/466163-007	Carbon

Cursive – Maharam	
Ancillary/Seating	
54" wide	
67% solution-dyed acrylic	
33% solution-dyed polyester	
PFOA-Free stain resistant	
7CW05/466335-005	Swift
7CW07/466335-007	Inkwell
7CW08/466335-008	Rubber

Passage - Maharam	
Ancillary	
54" wide	
100% polyester	
59P01/466614-001	Mirage
59P02/466614-002	Poolside
59P03/466614-003	Cascade
59P04/466614-004	Lacinato
59P05/466614-005	Overstory
59P06/466614-006	Celadon
59P07/466614-007	Echo
59P08/466614-008	Bentonite
59P09/466614-009	Buttercup
59P10/466614-010	Maple
59P11/466614-011	Blossom
59P12/466614-012	Cloudberry
59P13/466614-013	Contessa
59P14/466614-014	Claret
59P15/466614-015	Katana

Study - Maharam	
Ancillary/Seating	
54" wide	
73% solution-dyed acrylic	
27% solution-dyed polyester	
ZSY01/466269-001	001
ZSY02/466269-002	002
ZSY03/466269-003	003
ZSY04/466269-004	004
ZSY05/466269-005	005

Tracery – Maharam	
Ancillary	
52" wide	
34% solution-dyed nylon	
26% wool	
21% polyester	
19% cotton	
acrylic backing	
PFOA-free stain resistant finish	
ZT501/466372-001	Birch
ZT502/466372-002	Sterling
ZT503/466372-003	Flint
ZT504/466372-004	Indigo
ZT505/466372-005	Arctic
ZT506/466372-006	Kelp
ZT507/466372-007	Melon
ZT508/466372-008	Poppy
ZT509/466372-009	Copper
ZT510/466372-010	Papaya
ZT511/466372-011	Sepia

## Price Category J

Fluted Silk – Maharam	
Ancillary	
54" wide	
85% silk	
8% cotton	
7% acrylic	
ZFK02/465982-002	Tarnish
ZFK05/465982-005	Calm
ZFK06/465982-006	Flaxen
ZFK10/465982-010	Noticed
ZFK11/465982-011	Moody
ZFK12/465982-012	Constant
ZFK13/465982-013	Seed
ZFK14/465982-014	Eternal
ZFK15/465982-015	Honor
ZFK17/465982-017	Cranach
ZFK20/465982-020	Discreet

Mikado – Maharam	
Ancillary	
54" wide	
79% cotton	
21% polyester	
V1901/459330-001	Umber
V1902/459330-002	Orange
V1903/459330-003	Ultramarine
V1904/459330-004	Pink
V1905/459330-005	Sepia

Price category J continued on next page

- Maharam textiles are on assigned lead times [A](#).
- Fabric numbers are listed as Herman Miller fabric number/Maharam fabric number.

# Textile Colors

continued

## Price Category J

continued

## Price Category K

## Price Category L

### Appendix: Textile Colors

Trestle - Maharam	
Ancillary	
54" wide	
36% acrylic	
32% wool	
23% cotton	
9% polyester	
3WG01/466613-001	Loam
3WG02/466613-002	Rift
3WG03/466613-003	Fuse
3WG04/466613-004	Cumulus
3WG05/466613-005	Strand
3WG06/466613-006	Pomelo
3WG07/466613-007	Tawny
3WG08/466613-008	Sunstone
3WG09/466613-009	Kindling
3WG10/466613-010	Sidecar
3WG11/466613-011	Beak
3WG12/466613-012	Ficus
3WG13/466613-013	Hinge
3WG14/466613-014	Bluefish
3WG15/466613-015	Oblivion

Checker – Maharam	
Ancillary	
55" wide	
77% cotton	
23% polyester	
V1201/459830-001	Emerald Light/ Ivory
V1204/459830-004	Ultramarine/ Emerald
V1206/459830-007	Sienna Dark/ Khaki
V1207/459830-008	Black/White
V1209/459830-009	Ultramarine/ Turquoise
V1210/459830-010	Blue Gray/ Emerald
V1211/459830-011	Olive/Pink
V1212/459830-012	Magenta/ Orange
V1213/459830-013	Crimson/ Orange

Checker Split – Maharam	
Ancillary	
55" wide	
77% cotton	
23% polyester	
V1301/460290-01	Black/White

Double Triangles – Maharam	
Ancillary	
55" wide	
77% cotton	
23% polyester	
V1401/459840-001	Black/White

Facets – Maharam	
Ancillary	
55" wide	
77% cotton	
23% polyester	
V1501/459850-001	Black/White

Isa – Maharam	
Ancillary	
59" wide	
85% wool	
15% nylon	
VKZ01/466624-001	Bashful
VKZ02/466624-002	Median
VKZ03/466624-003	Observe
VKZ04/466624-004	Plains
VKZ05/466624-005	Drawn
VKZ06/466624-006	Connect
VKZ07/466624-007	Fennel
VKZ08/466624-008	Skyward
VKZ09/466624-009	Oceanic
VKZ10/466624-010	Neptune
VKZ11/466624-011	Sprint
VKZ12/466624-012	Ledge
VKZ13/466624-013	Surround
VKZ14/466624-014	Foretell
VKZ15/466624-015	Lory
VKZ16/466624-016	Dear
VKZ17/466624-017	Foxtrot
VKZ18/466624-018	Sincere
VKZ19/466624-019	Begonia

Optik – Maharam	
Ancillary	
55" wide	
76% cotton	
24% polyester	
ZQP01/459960-001	Sun Yellow/ Orange
ZQP06/459960-006	White/Black

Unisol – Maharam	
Ancillary	
55" wide	
61% rayon	
21% polyester	
18% cotton	
ZUN01/461160-001	Black/White

Exaggerated Plaid – Maharam	
Ancillary	
59" wide	
100% wool	
ZEP01/466039-001	Glen
ZEP02/466039-002	Brae
ZEP03/466039-003	Firth

Geometri – Maharam	
Ancillary	
55" wide	
77% cotton	
23% polyester	
ZGM02/459970-002	Red/Carmine
ZGM03/459970-003	Lilac/Blue
ZGM04/459970-004	White/Black

Jacobs Coat – Maharam	
Ancillary	
54" wide	
92% wool	
8% nylon	
V1601/462270-001	Multicolored Bright *
V1602/462270-002	Multicolored Neutral

\* Color available on Girard Color Wheel Ottoman.

Millerstripe – Maharam	
Ancillary	
54" wide	
92% wool	
8% rayon	
V1701/462250-001	Multicolored Bright
V1702/462250-002	Multicolored Neutral

Price category L continued on next page

- Maharam textiles are on assigned lead times [A](#).
- Fabric numbers are listed as Herman Miller fabric number/Maharam fabric number.



# Textile Colors

continued

## Price Category L

continued

Minicheck - Maharam	
Seating	
55" wide	
78% cotton	
22% polyester	
PFOA-Free stain resistant finish	
ZMK01/466268-001	Black/White

Monk's Wool – Maharam	
Ancillary	
54" wide	
96% wool	
4% nylon	
ZMW01/457301-001	Tusk
ZMW03/457301-003	Slate
ZMW05/457301-005	Cherokee

Pebble Wool – Maharam	
Ancillary	
54" wide	
90% wool	
10% nylon	
ZPW01/457401-001	Birch
ZPW10/457401-010	Cottage
ZPW13/457401-013	Eggshell
ZPW14/457401-014	Whisper
ZPW15/457401-015	Ceramic
ZPW16/457401-016	Seamist
ZPW17/457401-017	Armory
ZPW18/457401-018	Glaze
ZPW19/457401-019	Cordial

Pebble Wool Multi – Maharam	
Ancillary	
54" wide	
97% wool	
3% nylon	
ZPM01/461200-001	Fawn
ZPM02/461200-002	Slate
ZPM05/461200-005	Moss
ZPM06/461200-006	Tabasco

Quatrefoil – Maharam	
Ancillary	
54" wide	
75% cotton	
25% nylon	
V2101/459350-001	Silver
V2102/459350-002	Pink
V2103/459350-003	Crimson
V2104/459350-004	Emerald
V2105/459350-005	Violet

Repeat Classic Stripe – Maharam	
Ancillary	
55" wide	
47% cotton	
27% rayon	
26% polyester	
ZRS01/462170-001	Inca
ZRS02/462170-002	Pistachio
ZRS03/462170-003	Poppy
ZRS04/462170-004	Cadet
ZRS05/462170-005	Peacock

Repeat Dot Ring – Maharam	
Ancillary	
55" wide	
75% cotton	
25% polyester	
ZRR01/462150-001	Gold
ZRR04/462150-004	Pink
ZRR05/462150-005	Coral
ZRR07/462150-007	Gold
	Reverse
ZRR10/462150-010	Pink
	Reverse
ZRR11/462150-011	Coral
	Reverse

Stripes - Maharam	
Ancillary	
56" wide	
92% wool	
8% nylon	
ZSP01/463980-001	001
ZSP02/463980-002	002
ZSP03/463980-003	003
ZSP04/463980-004	004
ZSP05/463980-005	005
ZSP06/463980-006	006
ZSP07/463980-007	007
ZSP08/463980-008	008
ZSP09/463980-009	009
ZSP10/463980-010	010

Toostripe – Maharam	
Ancillary	
54" wide	
92% wool	
8% nylon	
V2201/462260-001	Orange Dark/Crimson Dark
V2202/462260-002	Black/Raw Umber
V2203/462260-003	Ochre Dark/Sienna

## Price Category M

Fruit - Maharam	
Seating	
54" wide	
55% cotton	
32% nylon	
13% post-consumer recycled polyester	
PFOA-Free stain resistant finish	
Acrylic backing	
ZF201/466262-001	Opal
ZF202/466262-002	Lime
ZF203/466262-003	Olive
ZF204/466262-004	Sky
ZF207/466262-007	Russet

Names – Maharam	
Ancillary	
55" wide	
73% cotton	
27% polyester	
V1801/462510-001	Crimson On White
V1802/462510-002	Ultramarine On White
V1803/462510-003	Black On White

Price category M continued on next page

Appendix: Textile Colors

- Maharam textiles are on assigned lead times [A](#).
- Fabric numbers are listed as Herman Miller fabric number/Maharam fabric number.

# Textile Colors

continued

## Price Category M

continued

Ottoman Stripe – Maharam	
Ancillary	
58" wide	
92% wool	
8% nylon	
ZQN01/466142-001	Brass
ZQN02/466142-002	Cocoa
ZQN03/466142-003	Dusk
ZQN04/466142-004	Pistachio
ZQN05/466142-005	Apricot

Pressed Plaid – Maharam	
Ancillary	
54" wide	
100% wool	
T1101/466181-001	001
T1102/466181-002	002
T1103/466181-003	003
T1104/466181-004	004
T1105/466181-005	005
T1106/466181-006	006

Wool Striae – Maharam	
Ancillary	
54" wide	
100% wool	
T1201/466184-001	001
T1202/466184-002	002
T1203/466184-003	003
T1204/466184-004	004
T1205/466184-005	005
T1206/466184-006	006
T1207/466184-007	007

## Price Category N

Alpaca Epinglé - Maharam	
Ancillary	
55" wide	
100% alpaca	
ZAE01/465902-001	Vellum
ZAE02/465902-002	Slate
ZAE06/465902-006	Graphite
ZAE07/465902-007	Beignet

Alpaca Velvet - Maharam	
Ancillary	
54" wide	
100% alpaca	
ZAV01/465901-001	Alpine
ZAV06/465901-006	Charcoal
ZAV07/465901-007	Pewter
ZAV08/465901-008	Squash
ZAV09/465901-009	Wallaby
ZAV10/465901-010	Brunia

Bespoke Stripe - Maharam	
Ancillary	
56" wide	
100% wool	
ZBP01/463540-001	Navy
ZBP02/463540-002	Tobacco
ZBP03/463540-003	Chocolate
ZBP04/463540-004	Charcoal
ZBP05/463540-005	Black
ZBP06/463540-006	Pewter

Herringbone Stripe - Maharam	
Ancillary	
57" wide	
100% wool	
ZKP01/465945-001	Granite
ZKP02/465945-002	Espresso
ZKP03/465945-003	Graphite
ZKP04/465945-004	Indigo
ZKP05/465945-005	Raven

## Price Category O

Point – Maharam	
Ancillary	
53" wide	
97% rayon	
3% nylon	
ZPT01/466090-001	Ivory and Ember
ZPT02/466090-002	Black and Coral
ZPT03/466090-003	Slate and Khaki
ZPT04/466090-004	Black and Cobalt
ZPT05/466090-005	Black and Khaki
ZPT06/466090-006	Slate and Mandarin
ZPT07/466090-007	Slate and Black
ZPT08/466090-008	Brick and Greige
ZPT09/466090-009	Gold and Black
ZPT10/466090-010	Greige and Peat
ZPT11/466090-011	Peat and Mandarin
ZPT12/466090-012	Crimson
ZPT13/466090-013	Mandarin
ZPT14/466090-014	Citrus
ZPT15/466090-015	Grass
ZPT16/466090-016	Cyan
ZPT17/466090-017	Cobalt

Wool Velvet - Maharam	
Ancillary	
54" wide	
100% wool	
ZWV01/466120-001	Plush
ZWV02/466120-002	Subdue
ZWV03/466120-003	Flagstone
ZWV04/466120-004	Nori
ZWV06/466120-006	Bridle
ZWV07/466120-007	Covert
ZWV08/466120-008	Gateway

Bavaria Stripe – Maharam	
Ancillary	
55" wide	
77% polyester	
23% cotton	
ZBS02/466161-002	Unique

- Maharam textiles are on assigned lead times. [A](#)
- Fabric numbers are listed as Herman Miller fabric number/Maharam fabric number.



# Textile Colors

continued

## Price Category P

Big Stripe – Maharam	
Ancillary	
55" wide	
92% wool	
8% nylon	
ZBR01/466174-001	Peacock
ZBR02/466174-002	Spring
ZBR03/466174-003	Umber
ZBR04/466174-004	Poppy
ZBR05/466174-005	Cobalt

Epinglé Stripe - Maharam	
Ancillary	
50" wide	
100% cotton	
ZES01/466007-001	Caramel
ZES02/466007-002	Lead
ZES03/466007-003	Violet
ZES04/466007-004	Mahogany
ZES05/466007-005	Olive

Layers Garden – Maharam	
Ancillary	
52" wide	
96% wool	
3% nylon	
1% polyester	
ZLY01/465916-001	Ivy/Bronze
ZLY02/465916-002	Putty/Turquoise
ZLY03/465916-003	Pewter/White
ZLY04/465916-004	Chocolate/Lilac
ZLY05/465916-005	Peat/Copper

Layers Park – Maharam	
Ancillary	
52" wide	
95% wool	
3% nylon	
2% polyester	
ZLP01/465918-001	Ash/Snow
ZLP02/465918-002	Mineral/Sky
ZLP03/465918-003	Poppy/Melon
ZLP04/465918-004	Indigo/White
ZLP05/465918-005	Earth/Cobalt

Layers Vineyard Large – Maharam	
Ancillary	
52" wide	
95% wool	
3% nylon	
2% polyester	
ZLV01/465921-001	Ivory/Onyx
ZLV02/465921-002	Slate/Azure
ZLV03/465921-003	Loden/Sky
ZLV04/465921-004	Taupe/Crimson
ZLV05/465921-005	Black/Mahogany

Layers Vineyard Small – Maharam	
Ancillary	
52" wide	
92% wool	
5% polyester	
3% nylon	
ZLS01/465920-001	Ochre/White
ZLS02/465920-002	Scarlet/Peony
ZLS03/465920-003	Taupe/Violet
ZLS04/465920-004	Jade/Turquoise
ZLS05/465920-005	Ginger/Rose

Mohair Supreme - Maharam	
Ancillary	
54" wide	
100% mohair	
ZMS02/451801-072	Stonehenge
ZMS06/451801-112	Slate *
ZMS07/451801-113	Rich Chocolate *
ZMS09/451801-126	Cayenne
ZMS10/451801-127	Cognac
ZMS12/451801-129	Peat *
ZMS15/451801-133	Abyss
ZMS16/451801-134	Intrigue
ZMS18/451801-136	Lupine *
ZMS28/451801-146	League
ZMS29/451801-147	Armory *
ZMS32/451801-150	Capiz
ZMS33/451801-151	Underneath
ZMS34/451801-152	Crescent
ZMS35/451801-153	National
ZMS36/451801-154	Rooftop
ZMS37/451801-155	Skewer
ZMS38/451801-156	Party
ZMS39/451801-157	Keepsake
ZMS40/451801-158	Travel
ZMS41/451801-159	Estate
ZMS42/451801-160	Grassland
ZMS43/451801-161	Limoncello
ZMS44/451801-162	Mango
ZMS45/451801-163	Doll
ZMS46/451801-164	Carousel
ZMS47/451801-165	Palette
ZMS48/451801-166	Brandy
ZMS49/451801-167	Aristocrat
ZMS50/451801-168	Soulmate
ZMS51/451801-169	Rosette
ZMS52/451801-170	Aviator
ZMS53/451801-171	Penny

\* Colors available on Eames Lounge Chair and Ottoman.

## Price Category Q

A Band Apart – Maharam	
Ancillary	
56" wide	
75% polyester	
25% cotton	
ZAB01/466000-001	Unique

Brushed Camel – Maharam	
Ancillary	
58" wide	
100% baby camel hair	
ZBA01/465977-001	Albino
ZBA02/465977-002	Natural

Deconstructed Rose – Maharam	
Ancillary	
55" wide	
65% polyester	
32% cotton	
3% rayon	
ZDS01/466086-001	Golden
ZDS02/466086-002	Vivid
ZDS03/466086-003	Earthen

Massive Paisley – Maharam	
Ancillary	
57" wide	
76% polyester	
24% cotton	
ZMV01/465915-001	Ash
ZMV03/465915-003	Cardinal
ZMV06/465915-006	Night

The Firm – Maharam	
Ancillary	
56" wide	
75% polyester	
25% cotton	
ZTF03/465999-003	Unique

- Maharam textiles are on assigned lead times. [A](#)
- Fabric numbers are listed as Herman Miller fabric number/Maharam fabric number.

# Textile Colors

continued

Appendix: Textile Colors

## Price Category R

Borders – Maharam	
Ancillary	
53" wide	
98% wool	
2% polyester	
ZBB01/466082-001	Natural
ZBB02/466082-002	Greige
ZBB03/466082-003	Charcoal
ZBB04/466082-004	Walnut
Stow Leather - Maharam	
Ancillary	
approx. 50 sq. ft. per hide	
100% leather	
protective top coat	
ZSV01/700014-001	Opera
ZSV02/700014-002	Japonica
ZSV03/700014-003	Masquerade
ZSV04/700014-004	Laguna
ZSV05/700014-005	Jettison
ZSV06/700014-006	Razor
ZSV07/700014-007	Holiday
ZSV08/700014-008	Patchouli
ZSV09/700014-009	Macrame
ZSV10/700014-010	Grace
ZSV11/700014-011	Seraphim
ZSV12/700014-012	Ricotta
ZSV13/700014-013	Neroli
ZSV14/700014-014	Sultana
ZSV15/700014-015	Sundance
ZSV16/700014-016	Quince
ZSV17/700014-017	Babka
ZSV18/700014-018	Maitake
ZSV19/700014-019	Mercer
ZSV20/700014-020	Gaucho
ZSV21/700014-021	Chia
ZSV22/700014-022	Vanguard
ZSV23/700014-023	Zone
ZSV24/700014-024	Zeppelin

Stow Leather <i>continued</i>	
ZSV25/700014-025	Clandestine
ZSV26/700014-026	Raven
ZSV27/700014-027	Cabana
ZSV28/700014-028	Rime
ZSV29/700014-029	Forsythia
ZSV30/700014-030	Panthera
ZSV31/700014-031	Dune
ZSV32/700014-032	Madera
ZSV33/700014-033	Russet
ZSV34/700014-034	Gala
ZSV35/700014-035	Heron

## Price Category S

Bavaria – Maharam	
Ancillary	
55" wide	
73% polyester	
27% cotton	
ZBV01/466162-001	Unique

## Price Category T

All Grain Leather – Edelman	
Ancillary	
approx. 50 sq. ft. per hide	
100% full-grain Aniline-dye cowhide	
VB01/AG01	Pitch Brown
VB02/AG02	White
VB03/AG03	Cloud
VB04/AG04	Shadow
VB05/AG05	Black
VB06/AG06	Baked Bean
VB07/AG07	Mildew
VB08/AG08	Soot
VB09/AG09	Blue Jeans
VB10/AG10	Merlot
VB11/AG11	Nutmeg
VB12/AG12	Butter
VB13/AG13	Cherry
VB14/AG14	Burnt Orange
VB15/AG15	Whiskey
VB17/AG17	Raw Silk
VB18/AG18	Balsa
VB19/AG19	Naturale
VB21/AG21	Greige
VB22/AG27	Latte
VB23/AG28	Coral
VB24/AG29	Rose
VB25/AG30	Zinnia
VB26/AG31	Iris
VB27/AG32	Daffodil
Hours – Maharam	
Ancillary	
56" wide	
95% wool	
3% nylon	
2% rayon	
ZKR01/466092-001	Day
ZKR02/466092-002	Night

- Maharam textiles are on assigned lead times. [A](#)
- Fabric numbers are listed as Herman Miller fabric number/Maharam fabric number.

# Textile Colors

continued

Price Category U	Price Category V-W	Price Category X	Price Category Y
<div>Layers Garden Double – Maharam</div> <div>Ancillary</div> <div>52" wide</div> <div>96% wool</div> <div>3% nylon</div> <div>1% polyester</div> <div>ZLD01/465917-001    Ash/</div> <div>Quartz/</div> <div>Grass</div> <div>ZLD02/465917-002    Earth/</div> <div>Chocolate/</div> <div>Coral</div> <div>ZLD03/465917-003    Black/</div> <div>Navy/</div> <div>Cobalt</div> <div>Layers Park Double – Maharam</div> <div>Ancillary</div> <div>52" wide</div> <div>96% wool</div> <div>3% nylon</div> <div>1% polyester</div> <div>ZLB01/465919-001    Mineral/</div> <div>Taupe/</div> <div>Lemon</div> <div>ZLB02/465919-002    Sienna/</div> <div>Ginger/</div> <div>Rose</div> <div>ZLB03/465919-003    Black/</div> <div>Peat/</div> <div>Copper</div>	No fabrics available at this time.	<div>Eden – Maharam</div> <div>Ancillary</div> <div>56" wide</div> <div>83% polyester</div> <div>17% cotton</div> <div>ZED01/466258-001    001</div> <div>ZED02/466258-002    002</div> <div>ZED03/466258-003    003</div> <div>ZED04/466258-004    004</div> <div>ZED05/466258-005    005</div> <div>Foliage – Maharam</div> <div>Ancillary</div> <div>56" wide</div> <div>75% polyester</div> <div>25% cotton</div> <div>ZFG02/466257-002    002</div> <div>ZFG04/466257-004    004</div> <div>ZFG05/466257-005    005</div>	<div>Industry – Maharam</div> <div>Ancillary</div> <div>55" wide</div> <div>80% polyester</div> <div>20% cotton</div> <div>ZND01/466255-001    001</div>

• Maharam textiles are on assigned lead times. A

• Fabric numbers are listed as Herman Miller fabric number/Maharam fabric number.

Textile Colors

continued

Price Category Z

Price Category 10M

Appendix: Textile Colors

Agency – Maharam		
Ancillary		
55" wide		
75% polyester		
25% cotton		
ZAG02/466001-002	002	
ZAG04/466001-004	004	
ZAG05/466001-005	005	
ZAG06/466001-006	006	
ZAG07/466001-007	007	
ZAG08/466001-008	008	

Pace Leather – Maharam		
Ancillary		
approx. 50 sq. ft. per hide		
100% leather		
ZPA01/700011-001	Whisper	
ZPA02/700011-002	Shy	
ZPA03/700011-003	Granite	
ZPA04/700011-004	Misty	
ZPA05/700011-005	Studio	
ZPA06/700011-006	Throne	
ZPA07/700011-007	Proper	
ZPA08/700011-008	Huron	
ZPA09/700011-009	Darkroom	
ZPA10/700011-010	Bark	
ZPA11/700011-011	Raspberry	
ZPA12/700011-012	Sangria	
ZPA13/700011-013	Admiral	
ZPA14/700011-014	Juniper	
ZPA15/700011-015	Regal	
ZPA16/700011-016	Vapor	
ZPA17/700011-017	Valley	
ZPA18/700011-018	Bushel	
ZPA19/700011-019	Heirloom	
ZPA20/700011-020	Palomino	
ZPA21/700011-021	Bamboo	
ZPA22/700011-022	Saffron	
ZPA23/700011-023	Tearose	
ZPA24/700011-024	Canyon	
ZPA25/700011-025	Bistro	
ZPA26/700011-026	Toffee	
ZPA27/700011-027	Rodeo	
ZPA28/700011-028	Mudslide	
ZPA29/700011-029	Greige	
ZPA30/700011-030	Reflection	
ZPA31/700011-031	Pure	
ZPA32/700011-032	Desert	
ZPA33/700011-033	Griffin	
ZPA34/700011-034	Urbane	
ZPA35/700011-035	Woodrose	

• Maharam textiles are on assigned lead times. [A](#)  
• Fabric numbers are listed as Herman Miller fabric number/Maharam fabric number.



For more information about our products and services or to see a list of dealers, please visit us at [HermanMiller.com](http://HermanMiller.com) or call (800) 851 1196.

© 2025 Herman Miller, Inc., Zeeland, Michigan

#### Distribution Rights

Working together since 1956, Herman Miller and Vitra are the authentic sources of designs by Charles and Ray Eames, Alexander Girard, and George Nelson. All the designs shown in this book are protected by law. Herman Miller has obtained all rights to make and sell these designs. Also, Herman Miller holds exclusive worldwide manufacturing and distribution rights for these products with the following exceptions:

Charles and Ray Eames, George Nelson, and Alexander Girard—Worldwide distribution rights for furniture in all areas except Europe and the Middle East. For those areas, please contact Vitra.

Isamu Noguchi—Worldwide distribution rights for the Noguchi Rudder Table. Distribution rights for the Noguchi Table in North America and Central America only. For all other areas, please contact Vitra.

Magis—Exclusive distribution rights in the US and Canada. For all other areas, please contact Magis.

® **HermanMiller**, ●, 3D Intelligent, 8Z Pellicle, AO, Action Office, Aeron, Aside, Bubble Lamps, Canvas Office Landscape, Caper, Celle, Cosm, Co/Struc, Daisyone, Distil, Eames, Eco-Dematerialized, Embody, Envelop, Ethospace, Exclave, Fine-Tune, FlexFront, Flo, Formcoat, Formwork, Ground Cloth, Intent, Kinemat, Layout Studio, Lino, Live Unframed, Living Office, Maharam, Meridian, Mirra, Motia, Nelson, Pari, Pellicle, Perspectives, Plex, PostureFit, PostureFit SL, Public Office Landscape, Sayl, Setu, Striad, Tu, Ubi, Verus, Wishbone, Y-Tower and Zeph are among the registered trademarks of Herman Miller, Inc., and its owned subsidiaries.

™ About Face, AireWeave, Airia, Ambit, Asari Chair by HermanMiller, Backfit, Bubbletack, Burdick Group, Butterfly Back, Canvas Vista, Cellular Suspension, Commend, Compass, Connect, DOT, Duracare, Durawrap, EnhancedAccess, Everywhere, Flex-Edge, Flute, Harmonic, Headway, Herman Miller Select, Hopsak 2, Iota, Keyless Entry, Latitude, Logic Mini, Logic Power Access Solutions, Lyris, Lyris 2, Made-to-Measure Storage, Mora, Multiscrim, Nevi, OE1, OE1 Workspace Collection, Overlay, Pixelated Support, Pronta, Renew, Sense, Soft Pad, Stackable, Stackable Storage, Swoop, Thrive, Tone, TriFlex, Twist and Wireframe are among the trademarks of Herman Miller, Inc., and its owned subsidiaries.

SM Herman Miller Options is among the service marks of Herman Miller, Inc.

AAP™ is a trademark of Extron Electronics.

Alexander Girard® is a registered trademark of The Alexander Girard Estate.

Chemsurf® is a registered trademark of Wilsonart International.

Corian® is a registered trademark of E. I. du Pont de Nemours and Company Corporation.

Crypton® is a registered trademark of Crypton, Inc.

DACRON® is a registered trademark of INVISTA S.a r.l.

Danzer® is a registered trademark of Danzer Holding AG.

Decora® is a registered trademark of Leviton Manufacturing Co., Inc.

Edelman® Leather is a registered trademark of Edelman Leather, Inc.

Extron® is a registered trademark of RGB Systems, Inc.

FENIX NTM® is a registered trademark of Arpa Industriale S.p.A.

FLEXNET™ is a trademark of Milliken & Company.

Floor Saver Glide® is a registered trademark of Carpin Manufacturing, Inc.

Forest Stewardship Council® is a registered trademark of the Forest Stewardship Council A.C. (FSC). We are FSC® certified (FSC® C102895).

FSC® is a registered trademark of the Forest Stewardship Council A.C. (FSC).

Geiger® is a registered trademark, and Bumper™, Saiba™, and Ward Bennett™ are trademarks, of Geiger International.

Hang-It-All® is a registered trademark of Lucia Eames Demetrios, d.b.a. Eames Office.

Holophane® is a registered trademark of Holophane.

Ingeo™ is a trademark of Cargill Dow LLC.

iPad® and Mac mini® are registered trademarks of Apple Inc.

Leviton® is a registered trademark of Leviton Manufacturing Co., Inc.

LifeSize® is a registered trademark of LifeSize Communications, Inc.

Lisocore® is a registered trademark of Pyrus Panels GmbH.

Logitech G® is a registered trademark of Logitech International S.A.

Magis®, Bombo®, and Me Too® are registered trademarks of Magis S.p.A.

MicrobeCare™ is a trademark of Parasol Medical LLC.

Microsoft® and Natural® Keyboard are registered trademarks of Microsoft Corporation.

Noguchi® and the Noguchi table configuration (trade dress) are registered trademarks, and Rudder Table™ is a trademark, of The Isamu Noguchi Foundation and Garden Museum.

Place Textiles® is a registered trademark of Place Textiles.

Sunbrella® is a registered trademark of Glen Raven, Inc.

SuperSeat™ is a trademark of Dahti Seating, a division of ITW.

Valor™ is among the trademarks owned by Nemschoff, Inc.