



GSA prices effective October 7, 2024
(based on July 1, 2024, commercial price list)
Published September 2025

Workspaces

Canvas Office Landscape® Dock

General Services Administration Federal Supply Service Authorized Federal Supply Schedule Price List

Online access to contract ordering information, terms and conditions, up-to-date pricing, and the option to create an electronic delivery order is available through GSA Advantage!, a menu-driven database system. The Internet address for GSA Advantage! is www.gsaadvantage.gov.

Office Furniture
FSC/PSC 7110/7125
Contract Number: GS-03F-036DA
UEI: Q2K3MSZ843D8
Contract Period: December 21, 2015—December 20, 2025

MillerKnoll, Inc.
855 East Main Avenue
Zeeland, Michigan 49464
(616) 654 3000 Phone
(616) 654 8278 Fax
www.HermanMiller.com/government

Business Size: Large

Contract Information

1a. Special Item Numbers (SIN)

SIN 33721

Furniture Systems, Computer Furniture, Filing and Storage, Tables and Accessories, Upholstered Seating and Multi-Purpose Seating, Project Management, Reconfiguration and Relocation Services, Design/Layout and Installation Services

SIN 33721P

Packaged Offices

SIN 337127

Modular Laboratory Furniture Systems

SIN 339113H

Healthcare Furniture

SIN OLM

Order-Level Materials (OLMs)

This SIN is only for products and/or services used in direct support of the purchase of new furniture. It requires approval from the ordering Contract Officer. Please contact your local MillerKnoll Inc. representative to discuss the appropriate use of this SIN.

SIN 532289

Leasing

Contact MillerKnoll Inc participating government dealer for current leasing information.

1b. Lowest Priced Model

SIN 33721:	BVP3.S	\$7.27
SIN 33127:	TW113	\$5.81
SIN 339113H:	CR900NR	\$483.80

1c. Service Rates

Project Management

Furniture Project Manager: \$64.75 per hour
Furniture Project Coordinator: \$49.00 per hour
Build-Out Project Manager: \$80.00 per hour

Reconfiguration and Relocation Services

Not to exceed \$55 per hour.

See * Additional Notes for Installation & Reconfiguration and Relocation Services.

Design/Layout

Not to exceed \$65 per hour.

Installation Services

Not to exceed \$55 per hour (\$82.50 per hour for after-hours Installation).

See * Additional Notes for Installation & Reconfiguration and Relocation Services.

2. Maximum Order

SIN 33721, 337127, NEW, OLM

\$250,000 net product value

SIN 33721P

\$250,000 net value

SIN 339113H

\$500,000 net product value

3. Minimum Order

\$100 net

4. Geographic Coverage

Continental U.S.

Orders for Alaska, Hawaii, and Puerto Rico will be shipped F.O.B. inland carrier point of exportation.

5. Point of Production

Zeeland, Ottawa County, Michigan

Spring Lake, Ottawa County, Michigan

Elland, Yorkshire, United Kingdom

Hildebran, Burke County, North Carolina, USA

6. Pricing

Prices shown are list. Discounts include Industrial Funding Fee.

SIN 33721

Standard Lead Time, Single Order Net Purchase \$100 - 250,000, includes approved Herman Miller Options Products.

Product Line	Discount From List
Action Office 1	73.8%
Action Office 2	73.8%
Aeron	64.5%
Ambit Workspace Solutions	74.3%
Asari Chair	53.7%
Aside	64.2%
Bay Work Pod	56.7%
C-Style Overhead Storage	73.8%
Canvas Office Landscape Channel	74.8%
Canvas Office Landscape Dock	74.8%
Canvas Metal Desk	74.8%
Canvas Office Landscape Metal Storage	74.8%
Canvas Office Landscape Private Office	74.8%
Canvas Office Landscape Wood Storage	74.8%
Canvas Office Landscape Vista	74.8%
Canvas Office Landscape Wall	74.8%
Caper	61.5%
Commend Nurses Station	73.3%
Cosm	61.7%
Eames® Aluminum Group	58.7%
Eames Conference & Dining Tables	73.6%
Easton Family	54.91%
Embody	59.7%
Energy Distribution Systems	73.8%
Ethospace System	73.8%
Everywhere™ Tables	73.8%
Exclave	61.7%

Contract Information

continued

Fuld	59.7%
Headway™ Tables	73.8%
Intent Solution	58.7%
Layout Studio®	60.7%
Lighting	73.8%
Lino	63.7%
Meridian Laterals	67.3%
Meridian Pedestals	64.2%
Meridian Towers	62.7%
Meridian Storage	62.7%
Mirra 2	61.7%
Motia Tables	73.8%
NaughtOne	50.0%
Nemschoff	54.91%
Nevi™ Tables	73.8%
Nevi Link	73.8%
OE1 Boundary	72.8%
OE1 Community Elements	61.7%
OE1 Micro Packs	73.8%
OE1 Storage	72.8%
OE1 Tables and Benching	73.8%
Overlay™	62.7%
Plex® Lounge Furniture	59.5%
Pronta Stacking Chair	57.7%
Public Office Landscape	61.7%
Renew™ Tables	73.8%
Renew Link	73.8%
Sayl	62.2%
Setu	59.7%
Spout Sit-to-Stand Table	73.8%
Swoop Lounge Furniture	60.7%
Thrive Portfolio	62.0%
Thrive Portfolio-CBS Products Extension	62.0%
Tu Lateral Files	74.3%
Tu Pedestals	73.8%
Tu Storage	74.3%
Tu Towers	74.3%
Tu Wood Cases	74.3%
Tu Wood Cubbies	74.3%
Tu Wood Credenzas	74.3%
Tu Wood Pedestals	74.3%
Tu Wood Towers	74.3%
Valor™ Family	54.91%
Verus	63.7%
Zeph	60.2%

Services

Please refer to section 19 for Terms and Conditions of Installation/Reconfiguration and Relocation Services.

Project Management

Services under this SIN may be used only in conjunction with the purchase of new furniture. Please contact your local MillerKnoll Inc. representative to discuss the available labor categories (listed below). The hourly rates listed are "Not To Exceed" or "NTE" values.

Furniture Project Manager: \$64.75 per hour
Furniture Project Coordinator: \$49.00 per hour
Build-Out Project Manager: \$80.00 per hour

Reconfiguration and Relocation Services

Reconfiguration and Relocation Services will be provided by MillerKnoll Inc. or its participating dealer based on a fee not to exceed \$55 per hour.

See * Additional Notes for Installation & Reconfiguration and Relocation Services.

Design/Layout

Design service will be provided by MillerKnoll Inc. or its participating dealer based on a fee not to exceed \$65 per hour.

Installation Services

Installation Services will be provided by MillerKnoll Inc. or its participating dealer based on a fee not to exceed \$55 per hour (\$82.50 per hour for after-hours Installation).

See * Additional Notes for Installation & Reconfiguration and Relocation Services.

SIN 337127

Standard Lead Time, Single Order Net Purchase \$100 - 250,000, includes approved Herman Miller Options Products.

Product Line	Discount From List
Action Lab	58.5%
Compass System	58.5%
Co/Struc System	58.5%
Healthcare Carts	18.0%
Mora System	58.5%
Bedside Cabinets	58.5%

SIN 33721P

Packaged Office Furniture - Maximum Order \$250,000 (net).

Includes packaged furniture solutions for customers needing to furnish an office.

SIN 339113H

Standard Lead Time, Single Order Net Purchase \$100 - 500,000, includes approved Herman Miller Options Products.

Product Line	Discount From List
Nemschoff Healthcare Furniture	54.91%

7. Quantity Discounts

Reference item #6.

8. Payment Terms

Net 30 days

9. Foreign Items

None

10. Time of Delivery

- 90 day ARO
- Expedited delivery: Items listed in the 10-Day section of the catalogs are available for expedited delivery.
- Overnight/2-day delivery: Select items may be available for overnight or 2-day delivery. Contact MillerKnoll Inc. or a participating dealer for availability and rates.
- Urgent requirements: Agencies may contact contractor or participating dealer to request faster delivery.

Contract Information

continued

11. F.O.B.

F.O.B. destination except Alaska, Hawaii, and Puerto Rico, which will be shipped F.O.B. inland carrier point of exportation.

12. Ordering Address

a. MillerKnoll Inc.

Government Customer Care 0161
855 East Main Avenue
Zeeland MI 49464.

b. For supplies and services, the ordering procedures information on Blanket Purchase Agreements (BPA's) are found in Federal Acquisition Regulation (FAR) 8.405-3.

13. Payment Address.

MillerKnoll Inc.
22764 Network Place
Chicago, IL 60673-1227

14. Warranty

MillerKnoll Inc. commercial warranty applies.

15. Export Packing Charge

Prices supplied on request.

16. Rental Maintenance and Repair Terms

Not applicable

17. Terms and Conditions of Installation/Reconfiguration and Relocation Services

* Additional Notes for Installation & Reconfiguration and Relocation Services:

FOB Destination (Drop Ship): Price includes product delivery to the site, brought to the tailgate of the truck. The purchaser is responsible for unloading.

Prices effective up to the maximum order by SIN only. Above the MO, pricing shall be negotiated on a case-by-case basis between the client and local dealer.

Standard Services are Subject to the Following Conditions:

Installation will be performed during normal weekday working hours.

Adequate facilities for delivery, unloading, moving and staging/storing the product during the installation process shall be provided.

Service work will not be hindered by other trades.

Electric, heat, and adequate elevator service will be furnished without charge.

The immediate installation area shall be complete and free of debris including the carpet/flooring before installation commences.

Any work requiring a licensed electrician is the responsibility of the buyer.

Additional Charges May Apply For:

Major Metro Markets and any non-ground floor installation.

Major Metro Markets include large population centers and urban environments.

Installation in a clinical/medical environment.

Special restrictions or limits established by local laws, ordinances or the directions of the buyer, including but not limited to restrictions on transportations of materials, street access to the job site and/or dock facilities.

Installations outside of a 50 mile radius of the servicing dealer.

Local Prevailing Wage and/or Union Labor Rates.

Any additional charges shall be quoted by the dealer and approved by the buyer prior to performance of the work.

18. Terms and Conditions of Repair Parts

Not applicable

19. Service and Distribution Points

For service and distribution points nearest you, call (800) 851 1196.

20. Participating Dealers

Access Herman Miller web site for current list of participating dealers: www.HermanMiller.com/where-to-buy/contact-a-dealer/. Select your market by using the filter.

21. Preventive Maintenance

Not applicable

22a. Special Attributes.

2021

The OE1 Trolley and Micro Packs are both winners of the 2021 Archiproducts international design competition in the Office Category.

MillerKnoll is named to Michigan's Best and Brightest in Wellness List for 2021.

OE1 is named winner of Wallpaper's "Most Futuristic Furniture" Category as part of their first-ever Smart Space Awards.

OE1 receives the Workplace category award from Fast Company's 2021 Innovation by Design Awards.

MillerKnoll is named to Fast Company's Annual List of the World's Most Innovative Companies for 2021.

MillerKnoll is recognized as a "Disclosure Leader" by the Chemical Footprint Project (CFP).

MillerKnoll is named to Newsweek's List of America's Most Responsible Companies 2021.

Contract Information

continued

2020

Herman Miller is recognized with a 2020 FSC® Leadership Award for our commitment to responsible forestry management.

Working Mother names Herman Miller as one of the Best Companies for Dads.

Cosm, by Studio 7.5, receives an iF Gold Award in the Office and Industry category at the iF World Design Awards 2020.

2019

Mora System casework, designed by Collective Ten for Herman Miller, receives silver in the Industrial and Life Science Design/ Medical Furniture category at the European Product Design Awards.

Mora System casework is awarded GOOD DESIGN Award 2019, selected for design excellence and innovation.

TIME Magazine names Cosm to its list of 100 Best Inventions of 2019.

Herman Miller is recognized as a silver level Certified Veteran-Friendly Employer by the Michigan Veterans Affairs Agency for a commitment to veteran hiring, retention, and development.

Herman Miller is named "Frontrunner" in Chemical Footprint Project by Clean Production Action for our chemical management policies and practices.

Herman Miller receives International Interior Design Association and Contract's best showroom design award in the "Large Showroom" category at NeoCon.

Cosm, designed by Studio 7.5 for Herman Miller, receives a Red Dot Best of the Best Product Design Award in the "Office Chairs" category.

Lino, designed by Sam Hecht and Kim Colin for Herman Miller, receives an iF Design Award in the Product Design category.

2018

Overlay, designed by Birsell+Seck, receives Interior Design Best of Year Award in the Partitions and Wall Systems category.

Herman Miller receives Gold Medal from EcoVadis in recognition of Corporate Social Sustainability achievement measured in categories of environment, labor and human rights, ethics, and sustainable procurement. EcoVadis operates the first web-based collaborative platform that allows companies to assess the environmental and social performance of their global suppliers.

Aeron receives Good Design Award from The Chicago Athenaeum Museum of Architecture and Design.

The Cosm Chair wins Mix Interiors "Product of the Year—Task" award.

2017

Herman Miller receives "Rising Star Award" from the Michigan Veterans Affairs Agency (MVAA) for exhibiting new and novel approaches to veteran recruitment and hiring.

Herman Miller receives a 2017 SEAL (Sustainability, Environmental Achievement and Leadership) Business Sustainability Award. SEAL Award winners are determined by a holistic methodology measuring applicants against established benchmarks that demonstrate impact and progress toward creating a healthy planet and a sustainable future.

Herman Miller is named one of the Best and Brightest in Wellness for the 5th year in a row.

Herman Miller once again earns the WorldatWork Seal of Distinction, a unique standard of excellence in work-life effectiveness that shows we provide a distinct, mutually beneficial workplace experience. Herman Miller is the only furniture manufacturer among the 160 companies across the U.S. and Canada honored with the award.

Herman Miller's Mora wins Nightingale Silver Award in the "Furniture Collections" category at the 2017 Healthcare Design Conference.

2016

Herman Miller is recognized as the Business of the Year at the Annual Meeting of the West Michigan Environmental Action Council (WMEAC) for being an outstanding partner in support of the growth of WMEAC's programs. WMEAC's award goes to the business with the greatest depth and breadth of support, unwavering dedication to environmental action in West Michigan, and a strong corporate commitment to environmental advocacy.

The 101 Best and Brightest Sustainable Companies once again (5th consecutive year) recognizes Herman Miller as an organization in Michigan (and for the first time, in the nation) that exhibits leadership and innovation in its approach to sustainability. This award celebrates those companies that are making their businesses more sustainable, the lives of their employees better, and the community, both locally and globally, more responsible as a whole.

Herman Miller is recognized as a 2016 Healthiest 100 Workplace in America, ranking 49th in the country for our commitment to health and exceptional corporate wellness programming.

Herman Miller receives the Best and Brightest in Wellness Award for the 4th year in a row. This program is an innovative initiative that recognizes and celebrates quality and excellence in health awareness.

The Michigan Occupational Safety and Health Administration renews Herman Miller's "Star" status, the highest workplace safety and health designation, for the Hickory facility in Spring Lake.

Contract Information

continued

Plex Lounge Furniture from Herman Miller receives #MetropolisLikes award at NeoCon 2016.

Plex Lounge Furniture from Herman Miller receives Interior Design HiP Award for Workplace Seating/Lounge at NeoCon 2016.

Herman Miller again earns the WorldatWork Work-Life 2016 Seal of Distinction. This award identifies organizations that focus on programs that promote work-life balance and overall well-being.

22b. Section 508 Compliance

Not applicable

23. Unique Entity ID: Q2K3MSZ843D8

24. Registered in System for Award Management (www.SAM.gov) Database

25. Cancellation

Prior to production, no cancellation charge will apply. After production, only actual cost incurred that the contractor can demonstrate if items are sold after 3 months.

26. Restocking Charges

Agencies must notify the contractor for authorization prior to returning any items. The customer agency will be required to pay all packaging and return freight charges. A restocking fee of 50% for Systems Furniture and 35% for all other product lines will be charged for any returned items.

Returns and restocking policy is not applicable to Options products, products under SIN 337127, 339113H, NaughtOne and Nemschoff products.

MillerKnoll Inc. Miscellaneous Information:

Federal ID Number: 38-0837640

Commercial and Government Entity Code (CAGE): 40636

Data Universal Numbering System (DUNS) 00-601-2801

Commercial Entity Code (CEC): 00702290J

Introduction	page 2
Canvas Office Landscape® Dock	3
Infrastructure	5
Energy Distribution	17
Work Surfaces	36
Supports and Hardware	53
Cable Management	68
Storage	74
Screens	80
Indices	121
By Name	121
By Number	123
Appendices	
20-Day or Less/Assigned Lead-Time Order Information	
Stain-to-Match Program	
Central Palette Overview	
Textiles Application Chart-Workspaces	
Textile Colors	
For the latest materials information, refer to the Materials pages on HermanMiller.com.	

A Note on the Organization of This Book

There are a few signals that will help you understand the organization of this book. Once you know them, you should be able to find your way around easily.

Like a newspaper, this book is formatted with columns of text and illustrations that run vertically.

Information wraps from one column to the next and continues for as many pages as it needs to.

Black bars are clues.

A black bar at the top of a page signals the start of information about a product.

This information is divided into two sections, each signaled by a black bar. Product Information includes a description, additional notes, and dimensional drawings. Specification Information, which always begins at the top of a column, includes a series of steps. Each step represents a decision you need to make in order to complete your product number. Steps must be followed sequentially. The number of pages needed to complete information on a product varies; some will be complete in one page; others may fill three or four pages. Just continue going through the steps until you run into the next product, signaled by the black bar at the top of the page.

Black tabs running along the outside edge of the page help you locate what section you are in or what section you want to go to. You can thumb forwards or backwards to find a section; tabs and text appear on both sides of the page.

The additional pages in the back of the book include the appendices and indices. They are signaled by a long black bar running along the outside edge of the page.

The index is presented two ways.

The first index is in alphabetical order by product name. It can be helpful if you are new to the products and numbering scheme or if you are looking for a type of product, such as work chair or round table.

The second index is by product number. It lists, in alphanumeric order, the base product number, typically a five-digit number.

General Information

This book is effective October 7, 2024, subject to change without notice. Products may be purchased from authorized Herman Miller dealers who will quote prices upon request. For more information about our products and services or to see a list of dealers, visit www.HermanMiller.com.

All prices are list prices. Additional services, such as planning services, design, storage, and installation, are not included and must be added to these prices when the additional services are requested.


Illustrations, specifications, and prices are based on the latest information at the time of publication. The right is reserved to make changes at any time without notice in prices, fabrics, finishes, materials, specifications, and models, and also to discontinue models and finishes.

Dimensions shown in the drawings are engineering drawing dimensions rounded up to the nearest 1/8". Product is shipped set up or knocked down. Products that include "Shipped knocked down" in the description require some assembly. If this statement does not appear in the description, the product is shipped assembled.

Service problems are normally handled by a Herman Miller authorized dealer. Where this cannot be accomplished on a local level, service problems should be referred to the Customer Care Representative for your region, Herman Miller, Inc., Zeeland, Michigan 49464.

20-Day or Less/Assigned Lead-Time Shipments

All products and options in this price book not designated by an Assigned Program icon  will ship in **20 business days or less** after being acknowledged by Herman Miller.

Products and options designated by an  are on the assigned lead-time program and may ship in 20 days, less than 20 days, or more than 20 days from order acknowledgement.

Infrastructure

Energy Distribution

Work Surfaces

Supports and Hardware

Cable Management

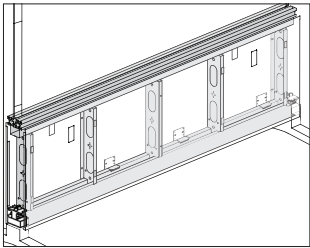
Storage

Screens



Dock Structure

FD110.



Product Information

Description

This structural steel wall defines space and channels power and data to the user. Includes 18 1/8"-high frame and top rail. Top rail finish is clear anodized aluminum.

Notes

When finished with cladding, dock structure is 3" thick.

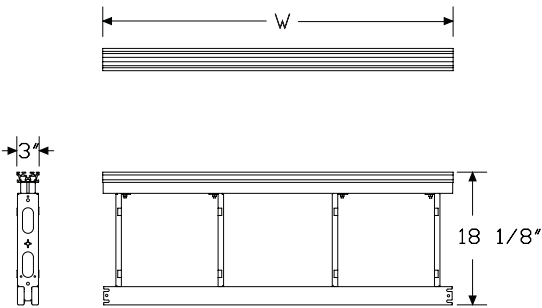
Dock is raised 4" from the floor.

Power can enter from bottom opening using floor power entry (FD144.) or from end of dock with ceiling power entry (FD142.), ordered separately.

Order the following products separately:

- Lower cladding (FD170.)
- Dock foot (FD117.)
- Dock foot, structural (FD119.)
- Dock-to-dock connector (FD128.)
- Dock power harness (FD151.)
- Finished end, architectural, dock (FD16A.)

Dimensions



Specification Information

Step 1.

FD110. A

Step 2. Width

42	42" wide
48	48" wide
60	60" wide
72	72" wide
84	84" wide
96	96" wide

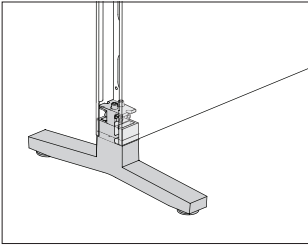
Prices for Steps 1-2.

FD110. 42	\$992
48	\$1079
60	\$1217
72	\$1349
84	\$1484
96	\$1617

Step 3. Top Rail Finish

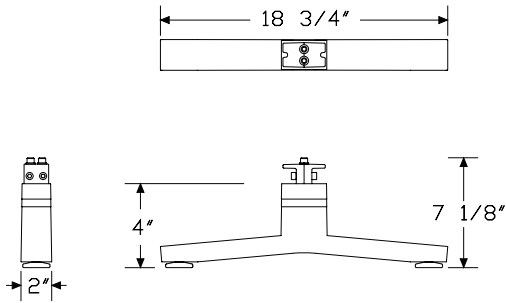
AN	clear anodized aluminum	+\$0
-----------	-------------------------	------

Dock Foot, Structural (Support Foot)FD119.



Canvas Office Landscape® Infrastructure

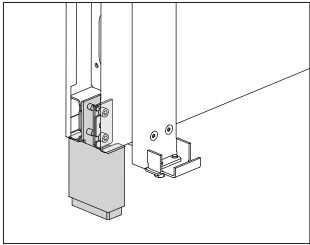
Product Information
Description
This painted metal individual structural foot supports 1 end of a dock or the attachment point of 2 adjacent docks, and can support a dock wall run. It adjusts up to 1½" for leveling. Attachment hardware included.
Notes
This foot is used in place of the dock foot (FD117).
Order service kit (U1BDWGL) for additional leveling spacers.
See planning guide for length of run and proper support information.
Dimensions



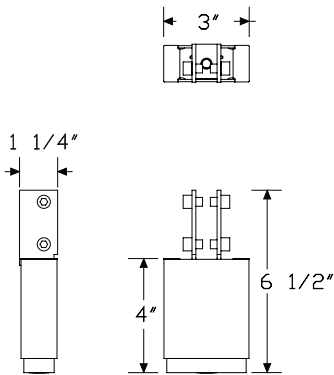
Specification Information
Step 1.
FD119. A \$386
Step 2. Surface Finish
Sand Texture Paint
UBK ultra black (CP) A +\$0
8Q folkstone grey (CP) +\$0
91 white (CP) +\$0
98 studio white (CP) +\$0
CL cool grey neutral +\$0
G1 graphite (CP) +\$0
WL warm stone (CP) +\$0
WN warm grey neutral +\$0
Metallic Paint
611 beige mist metallic (CP) A +\$0
613 silver (CP) A +\$0
EH metallic bronze +\$0
SNA satin aluminum +\$30
SNB satin bronze +\$30
SNC satin carbon +\$30

Dock Foot

FD117.



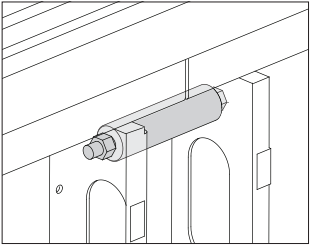
Product Information
Description
This painted metal individual foot attaches at 1 end of a dock or at the attachment point of 2 adjacent docks. It adjusts up to 2" for leveling. Attachment hardware included.
Notes
Specify configuration (1A) for end-of-dock applications.
Specify shared configuration (1B) for use where 2 docks come together.
See planning guide for length of run and proper support information.
Dimensions



Specification Information
Step 1.
FD117. <input type="checkbox"/> A
Step 2. Configuration
1A end-of-dock
1B shared
Prices for Steps 1-2.
FD117. 1A
1B
Step 3. Surface Finish
Finish
3G brownstone
Sand Texture Paint
UBK ultra black (CP) <input type="checkbox"/> A
8Q folkstone grey (CP)
91 white (CP)
98 studio white (CP)
CL cool grey neutral
G1 graphite (CP)
WL warm stone (CP)
WN warm grey neutral
Metallic Paint
611 beige mist metallic (CP) <input type="checkbox"/> A
613 silver (CP) <input type="checkbox"/> A
EH metallic bronze
SNA satin aluminum
SNB satin bronze
SNC satin carbon

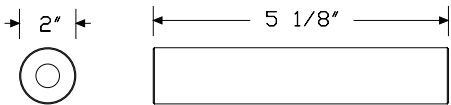
Dock-to-Dock Connector

FD128.



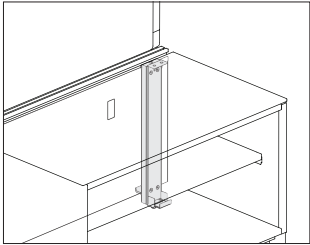
Product Information
Description
This connecting hardware joins 2 docks together in-line.
Notes
Requires 1 dock foot (FD117.1B) or 1 structural foot (FD119.), ordered separately.
Dimensions

Specification Information
Step 1.
FD128. A
Step 2. Configuration
1 in-line connection
Prices for Steps 1-2.
FD128. 1\$63

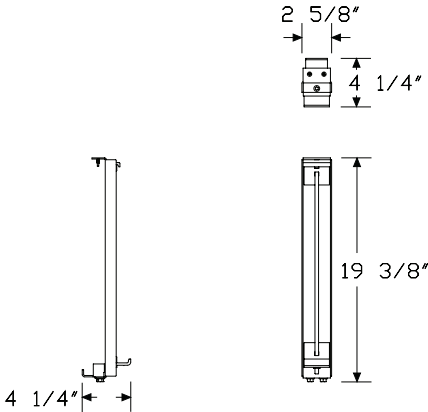


Low Storage to Dock Bracket

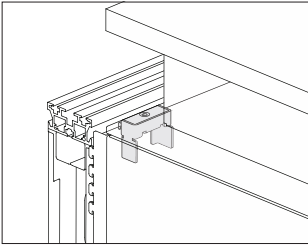
FD292.



Product Information
Description This bracket attaches a Canvas wood or metal low credenza with 4" foot and thin top and provides structural support to the dock wall run. It allows the credenza unit to be positioned parallel or perpendicular to the dock. Includes 1 bracket and attachment hardware.
Notes For use with low credenza with 4" foot and thin top. Bracket attaches with a 1" cable management gap. 2 brackets required for each credenza unit. For information about properly supporting the dock, see Canvas Dock planning guide. See Canvas Office Landscape® planning guide for specific surface support guidelines when using the Canvas low credenza.
Dimensions

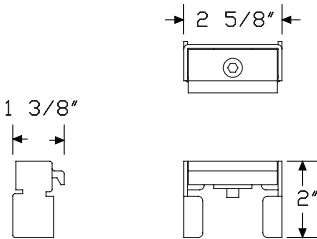


Specification Information
Step 1. FD292. A
Step 2. Storage Type M for use with metal low credenza with 4" high foot W for use with wood low credenza with 4" high foot
Step 3. Storage Attachment Position G 1" gap, for cord drop
Prices for Steps 1-3.
FD292. M G \$198
W \$198
Step 4. Surface Finish
613 silver (CP) A +\$0



Canvas Office Landscape® Infrastructure

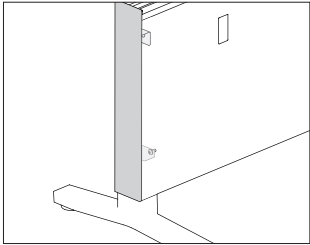
Product Information
Description
This spacer attaches a Canvas wood or metal low credenza with 4" foot and thin top to the dock. It creates a uniform 1" cable management gap between the dock and credenza when the low storage to dock bracket is being used to support a dock wall run. Includes 1 spacer.
Notes
2 spacers required for each low credenza.
Spacer does not provide structural support to the dock wall.
For information about properly supporting the dock, see Canvas Dock planning guide. See Canvas Office Landscape® planning guide for specific surface support guidelines when using the Canvas low credenza.
Dimensions



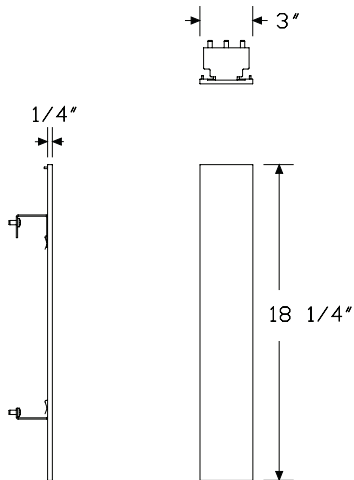
Specification Information
Step 1.
FD293. A
Step 2. Storage Attachment Position
G 1" gap, for cord drop
Prices for Steps 1-2.
FD293. G \$39
Step 3. Surface Finish
613 silver (CP) A +\$0

Finished End, Architectural, Dock

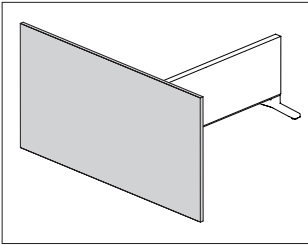
FD16A.



Product Information
Description
This 18¼"-high painted metal cover finishes 1 end of a single dock.
Attachment hardware included.
Dimensions




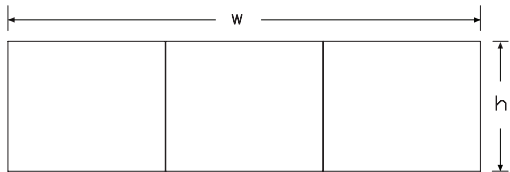
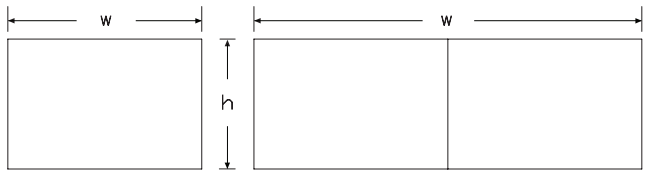
Specification Information
Step 1.
FD16A. A
Step 2. Height
22 22" high
Step 3. Surface Material
P painted
Prices for Steps 1-3.
FD16A. 22
Step 4. Surface Finish
Metallic Paint
611 beige mist metallic (CP) A
613 silver (CP) A
EH metallic bronze
SNA satin aluminum
SNB satin bronze
SNC satin carbon
Sand Texture Paint
UBK ultra black (CP) A
8Q folkstone grey (CP)
91 white (CP)
98 studio white (CP)
CL cool grey neutral
G1 graphite (CP)
WL warm stone (CP)
WN warm grey neutral



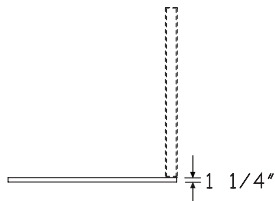
Canvas Office Landscape® Infrastructure

Product Information
<p>Description</p> <p>This structural panel stands on the floor and attaches to a dock to provide end of run support and privacy. It is 1 1/4" thick and has a laminate surface with thermoplastic edge, laminate surface with a thermoplastic backed plywood edge, or veneer surface and edge. Leveling glides and attachment hardware included.</p>
<p>Notes</p> <p>Gallery panels 24"-72" wide are a single panel construction for non-directional laminates and all veneers; 78"-144" wide are multi-panel (3 pieces) construction for veneers.</p> <p>Gallery panels 24"-54" wide are a single-panel construction for directional laminates; 60"-144" wide are multi-panel construction for directional laminates.</p> <p>Attachment direction is determined by facing the gallery panel from outside the workstation. Left attachment (L) connects the left side of a gallery panel to the end of a dock. Right attachment (R) connects the right side of a gallery panel to the end of a dock. Mid attachment (M) connects the middle of a gallery panel to the end of a dock.</p> <p>Gallery panels are 3" wider than nominal dimensions.</p> <p>Gallery panels 66" wide and wider require attachment to adjacent surfaces; hardware is included.</p> <p>Leveling glides provide 2" of adjustment.</p> <p>Grain direction is vertical.</p>

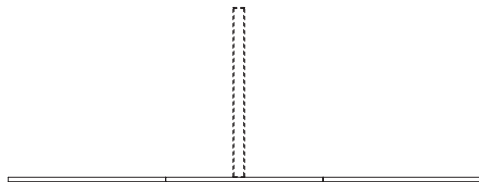
Dimensions



Left Attachment



Right Attachment



Mid Attachment

Gallery Panel, Dock Attached *continued*

Specification Information	
Step 1.	
FD113.	<input type="checkbox"/> A
Step 2. Height	
22	22" high
29	29" high
42	42" high
46	46" high
Step 3. Width	
24	24" wide
30	30" wide
36	36" wide
42	42" wide
48	48" wide
60	60" wide
72	72" wide
84	84" wide
96	96" wide
120	120" wide
144	144" wide
Step 4. Surface Material	
L	high-pressure laminate/thermoplastic edge
W	veneer <input type="checkbox"/> A
U	high - pressure laminate/universal edge
Step 5. Attachment Method	
For 24" wide (24), 30" wide (30), 36" wide (36), or 42" wide (42)	
L	left attachment
R	right attachment
For 48" wide (48), 60" wide (60), or 72" wide (72)	
L	left attachment
M	mid attachment
R	right attachment
For 84" wide (84), 96" wide (96), 120" wide (120), or 144" wide (144)	
M	mid attachment

Prices for Steps 1-5.								
			LL	LM	LR	WL	WM	WR
FD113.	22	24	\$422	—	422	893	—	893
		30	\$498	—	498	1229	—	1229
		36	\$575	—	575	1397	—	1397
		42	\$690	—	690	1649	—	1649
		48	\$805	805	805	1899	1899	1899
		60	\$986	986	986	2302	2234	2302
		72	\$1143	1143	1143	2648	2570	2648
		84	—	\$1403	—	—	3220	—
		96	—	\$1698	—	—	3896	—
		120	—	\$1868	—	—	4286	—
		144	—	\$2054	—	—	4714	—
	29	24	\$501	—	501	1010	—	1010
		30	\$615	—	615	1342	—	1342
		36	\$690	—	690	1511	—	1511
		42	\$806	—	806	1762	—	1762
		48	\$917	917	917	2015	2015	2015
		60	\$1105	1105	1105	2420	2420	2420
		72	\$1261	1261	1261	2763	2763	2763
		84	—	\$1759	—	—	3616	—
		96	—	\$1921	—	—	3982	—
		120	—	\$2142	—	—	4701	—
		144	—	\$2468	—	—	5425	—
	42	24	\$754	—	754	1653	—	1653
		30	\$920	—	920	2020	—	2020
		36	\$1003	—	1003	2204	—	2204
		42	\$1128	—	1128	2475	—	2475
		48	\$1254	1254	1254	2751	2751	2751
		60	\$1465	1465	1465	3209	3209	3209
		72	\$1634	1634	1634	3587	3587	3587
		84	—	\$2277	—	—	4747	—
		96	—	\$2452	—	—	5140	—
		120	—	\$2699	—	—	5932	—
		144	—	\$3057	—	—	6723	—
	46	24	\$802	—	802	1758	—	1758
		30	\$960	—	960	2109	—	2109
		36	\$1040	—	1040	2283	—	2283
		42	\$1162	—	1162	2544	—	2544
		48	\$1281	1281	1281	2807	2807	2807
		60	\$1485	1485	1485	3254	3254	3254
		72	\$1646	1646	1646	3615	3615	3615
		84	—	\$2347	—	—	4921	—
		96	—	\$2516	—	—	5299	—
		120	—	\$2757	—	—	6057	—
		144	—	\$3100	—	—	6815	—

		UL	UM	UR
FD113.	22 24	\$422	—	422
	30	\$498	—	498
	36	\$575	—	575
	42	\$690	—	690
	48	\$805	805	805
	60	\$986	986	986
	72	\$1143	1143	1143
	84	—	\$1403	—
	96	—	\$1698	—
	120	—	\$1868	—
	144	—	\$2054	—
	29 24	\$501	—	501
	30	\$615	—	615
	36	\$690	—	690
	42	\$806	—	806
	48	\$917	917	917
	60	\$1105	1105	1105
	72	\$1261	1261	1261
	84	—	\$1759	—
	96	—	\$1921	—
	120	—	\$2142	—
	144	—	\$2468	—
	42 24	\$754	—	754
	30	\$920	—	920
	36	\$1003	—	1003
	42	\$1128	—	1128
	48	\$1254	1254	1254
	60	\$1465	1465	1465
	72	\$1634	1634	1634
	84	—	\$2161	—
	96	—	\$2342	—
	120	—	\$2699	—
	144	—	\$3057	—
	46 24	\$802	—	802
	30	\$960	—	960
	36	\$1040	—	1040
	42	\$1162	—	1162
	48	\$1281	1281	1281
	60	\$1485	1485	1485
	72	\$1646	1646	1646
	84	—	\$2347	—
	96	—	\$2516	—
	120	—	\$2757	—
	144	—	\$3100	—

Step 6.

Surface Finish

For high-pressure laminate/thermoplastic edge (L) or high - pressure laminate/universal edge (U)

125	natural maple (CP)	A	+\$0
126	natural cherry (CP)	A	+\$0
127	walnut (CP)	A	+\$0
139	light ash (CP)	A	+\$0
140	warm ash (CP)	A	+\$0
UBK	ultra black (CP)	A	+\$0
76	light brown walnut		+\$0
8Q	folkstone grey (CP)		+\$0
91	white (CP)		+\$0
98	studio white (CP)		+\$0
CL	cool grey neutral		+\$0
HF	inner tone light		+\$0
HP	light anigre		+\$0
LBA	clear on ash (CP)		+\$0
LBR	phantom ecru		+\$0
LBS	phantom cocoa		+\$0
LBU	medium matte walnut (CP)		+\$0
LBV	warm grey teal		+\$0
LBB	oak on ash (CP)		+\$0
LBC	walnut on ash (CP)		+\$0
LBF	neutral twill		+\$0
LBJ	graphite twill		+\$0
LBQ	white twill		+\$0
LT	light tone		+\$0
LU	soft white		+\$0
WL	warm stone (CP)		+\$0
WN	warm grey neutral		+\$0
X1	chalk white		+\$0

Surface/Edge Finish: Wood Veneer

For veneer (W)

2U	light brown walnut	A	+\$85
40	dark brown walnut	A	+\$85
CHD	noble cherry	A	+\$85
ET	clear on ash	A	+\$85
EU	oak on ash	A	+\$85
EV	walnut on ash	A	+\$85
EW	medium matte walnut	A	+\$85
UL	natural maple	A	+\$85
WHN	natural white oak	A	+\$85

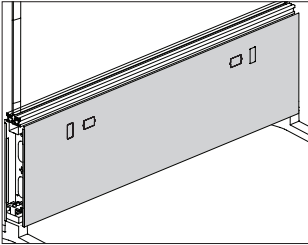
Step 7. Edge Finish

For high-pressure laminate/thermoplastic edge (L)

125	natural maple (CP) <input type="checkbox"/>	+\$0
126	natural cherry (CP) <input type="checkbox"/>	+\$0
127	walnut (CP) <input type="checkbox"/>	+\$0
139	light ash (CP) <input type="checkbox"/>	+\$0
140	warm ash (CP) <input type="checkbox"/>	+\$0
G1	graphite (CP) <input type="checkbox"/>	+\$0
UBK	ultra black (CP) <input type="checkbox"/>	+\$0
76	light brown walnut	+\$0
8Q	folkstone grey (CP)	+\$0
91	white (CP)	+\$0
98	studio white (CP)	+\$0
CL	cool grey neutral	+\$0
HF	inner tone light	+\$0
HP	light anigre	+\$0
LBA	clear on ash (CP)	+\$0
LBR	phantom ecru	+\$0
LBS	phantom cocoa	+\$0
LBU	medium matte walnut (CP)	+\$0
LBV	warm grey teak	+\$0
LBB	oak on ash (CP)	+\$0
LBC	walnut on ash (CP)	+\$0
LBF	neutral twill	+\$0
LBJ	graphite twill	+\$0
LBQ	white twill	+\$0
LU	soft white	+\$0
WL	warm stone (CP)	+\$0
WN	warm grey neutral	+\$0

For high - pressure laminate/universal edge (U)

PLY	plywood edge	+\$50
-----	--------------	-------



Canvas Office Landscape® Infrastructure

Product Information

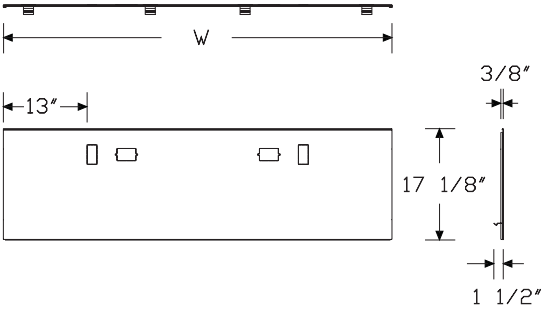
Description

This one-piece painted metal cladding finishes 1 side of a dock. It includes cladding and attachment hardware for 1 side of frame. Optional knockouts include 2 data face plate perforated knockouts, 1 for each end of the cladding, and knockouts to route power conduit out of the dock to the underside of a work surface when the undersurface power module is used.

Notes

Can be specified with knockouts (K) for power/data or without knockouts (N). Knockouts are for NEMA data face plates.
Data face plates are field supplied.
For power access below the surface, specify undersurface power module (FD152.) and cable manager dock to surface (FD199.) separately.
Specify cladding to match width of dock structure.

Dimensions



Specification Information

Step 1.

FD170. ☐ A

Step 2. Width

42 42" wide
48 48" wide
60 60" wide
72 72" wide
84 84" wide
96 96" wide

Step 3. Surface Material

P painted

Step 4. Cord Knockouts

K knockouts
N no knockouts

Prices for Steps 1-4.

	K	N
FD170. 42 P	\$312	312
48 P	\$318	318
60 P	\$334	334
72 P	\$351	351
84 P	\$410	410
96 P	\$456	456

Step 5. Surface Finish

Metallic Paint

611	beige mist metallic (CP) <input type="checkbox"/> A	+\$0
613	silver (CP) <input type="checkbox"/> A	+\$0
EH	metallic bronze	+\$0
SNA	satin aluminum	+\$10
SNB	satin bronze	+\$10
SNC	satin carbon	+\$10

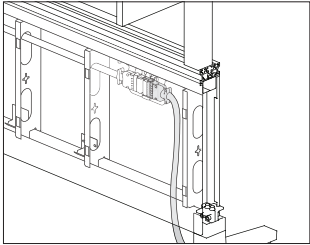
Sand Texture Paint

UBK	ultra black (CP) <input type="checkbox"/> A	+\$0
8Q	folkstone grey (CP)	+\$0
91	white (CP)	+\$0
98	studio white (CP)	+\$0
CL	cool grey neutral	+\$0
G1	graphite (CP)	+\$0
WL	warm stone (CP)	+\$0
WN	warm grey neutral	+\$0

Power Entry, Internal Direct Connect

FD144.

- Floor



Product Information

Description

This power entry connects a building's electrical supply from a wall, floor or column to the dock. It is available in 8-wire and 10-wire configurations and distributes up to 4 20-amp circuits. It connects to the modular connection location on the end of a dock power harness. Power entry is UL listed and Canadian UL listed.

Notes

Power entry uses 1 modular connection location on each end of adjacent dock power harnesses (FD151.).

Licensed electrician must wire the power entry.

Dimensions

Specification Information

Step 1.

FD144. A

Step 2. Configuration

08	8-wire, 4-circuit, shared neutral
10	10-wire, 4-circuit, separate neutrals

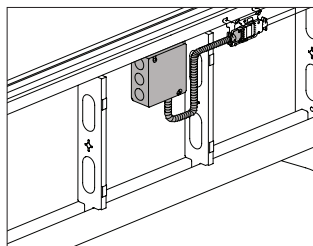
Step 3. Length

06	6' long
12	12' long
18	18' long
24	24' long

Prices for Steps 1-3.

	06	12	18	24
FD144. 08	\$338	475	577	679
10	\$338	475	577	679

Power Entry, New York - Floor Power Entry FD141.



Product Information

Description

This floor power entry connects a building's electrical supply from a wall, floor or column to the dock power harness. It connects to the modular connection location on the end of a dock power harness, and includes a junction box. Power entry is UL listed and Canadian UL listed.

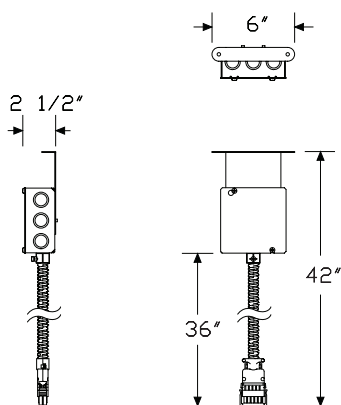
Notes

Licensed electrician must wire power entry.

Power entry uses 1 modular connection location on each end of adjacent dock power harnesses (FD151.).

Dock power harness, internal (FD151.) is required. Order separately.

Dimensions



Specification Information

Step 1.

FD141.

A

Step 2. Configuration

08 8-wire, 4-circuit, shared neutral

10 10-wire, 4-circuit, separate neutrals

Step 3. Length

30	30" long
----	----------

Prices for Steps 1-3.

30

FD141, 08

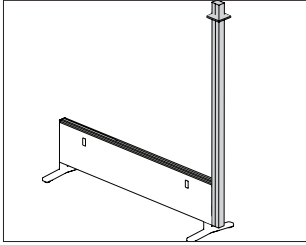
\$602

10

\$602

Ceiling Power Entry

FD142.



Product Information

Description

This power entry connects a ceiling electrical supply to the end of a dock run. It distributes up to 4 20-amp circuits. The power entry comes with a 10'-high pole that can be field cut to the appropriate length, ceiling trim, connecting hardware conduit, and factory supplied electrical harness. The power entry plugs into the end of the harness. Power entry is UL listed and Canadian UL listed.

Notes

Power entry uses 1 modular connection location on each end of adjacent dock power harnesses (FD151.).

Licensed electrician must wire the power entry.

Dimensions



Specification Information

Step 1.

FD142. A

Step 2. Dock Height

22 22" high dock

Step 3. Power Configuration

08 8-wire, 4-circuit, shared neutral

10 10-wire, 4-circuit, separate neutrals

N nonpowered

Prices for Steps 1-3.

	08	10	N
FD142. 22	\$1281	1281	718

Step 4. Finish

Finish

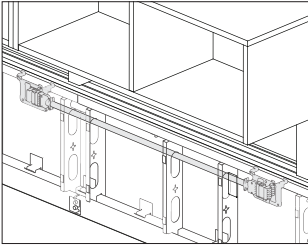
3G brownstone +\$0

Sand Texture Paint

8Q	folkstone grey (CP)	+\$0
91	white (CP)	+\$0
98	studio white (CP)	+\$0
CL	cool grey neutral	+\$0
G1	graphite (CP)	+\$0
UBK	ultra black (CP) A	+\$0
WL	warm stone (CP)	+\$0
WN	warm grey neutral	+\$0

Dock Power Harness

FD151.



Product Information

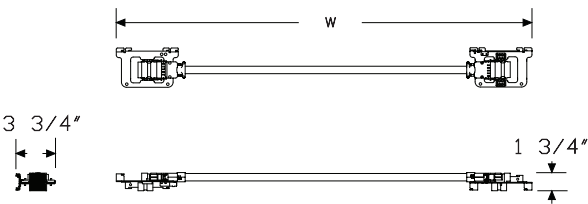
Description

This power harness distributes power within a dock. It has 2 power blocks with connecting conduit and is suspended from the dock top rail within the interior of the dock. It is available in 8-wire and 10-wire configurations and distributes up to 4 20-amp circuits. Each power block has 3 additional modular connection locations to connect power entries, block to block jumpers, and power modules. Harness is UL listed.

Notes

Specify width of power harness to match width of dock structure.

Dimensions



Specification Information

Step 1.

FD151. A

Step 2. Configuration

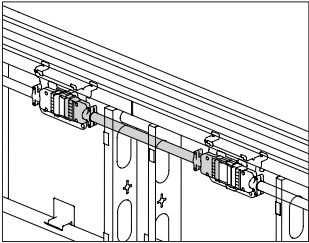
08	8-wire, 4-circuit, shared neutral
10	10-wire, 4-circuit, separate neutrals

Step 3. Width

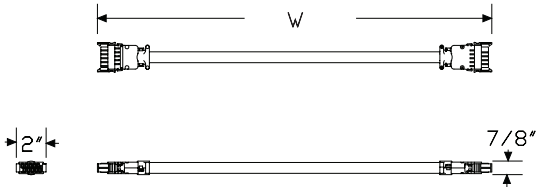
42	42" wide
48	48" wide
60	60" wide
72	72" wide
84	84" wide
96	96" wide

Prices for Steps 1-3.

		42	48	60	72	84	96
FD151.	08	\$281	322	399	476	556	634
	10	\$281	322	399	476	556	634



Product Information
Description
This power jumper routes power from a dock power harness to an adjacent dock power harness in an in-line connection. It is available in 8-wire and 10-wire configurations and distributes up to 4 20-amp circuits. It is UL listed and Canadian UL listed.
Notes
Uses 1 modular connection location on each end of adjacent dock power harnesses (FD151.).
Dimensions



Specification Information
Step 1.
FD154. A
Step 2. Configuration
08 8-wire, 4-circuit, shared neutral
10 10-wire, 4-circuit, separate neutrals
Step 3. Jumper Application
S for straight dock to dock connections
Step 4. Length
20 20" long
Prices for Steps 1-4.
FD154. 08 S
10 S

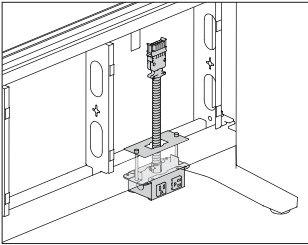
20

\$181

\$181

Power Module - Bottom of Dock

FD150.



Product Information

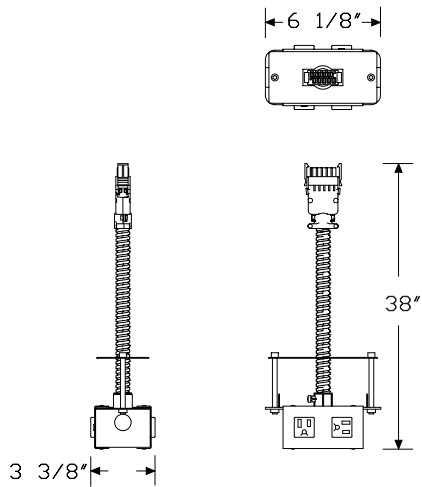
Description

This power module attaches at the bottom of the dock. The modular plug end connects to a dock power harness. Power module includes 4 simplex receptacles, 2 on each side of the dock. Receptacles in this module are rated for 15 amps. Attachment hardware included. Power module is UL listed and Canadian UL listed.

Notes

For use with credenza units, order power/data module spacer (FD197.) separately.

Dimensions



Specification Information

Step 1.

FD150. A

Step 2. Type	
AN	8 wire, circuit A, share neutral
BN	8 wire, circuit B, share neutral
CN	8 wire, circuit C, share neutral
DN	8 wire, circuit D, share neutral
BG	8 wire, circuit B, isolated ground
CG	8 wire, circuit C, isolated ground
DG	8 wire, circuit D, isolated ground
ADN	8 wire, (1) circuit A and (1) circuit D on each side
BCI	8 wire, (1) circuit B and (1) circuit CG isolated ground on each side
1N	10 wire, separate neutrals, circuit 1
2N	10 wire, separate neutrals, circuit 2
3N	10 wire, separate neutrals, circuit 3
3G	10 wire, separate neutrals, isolated ground, circuit 3
4N	10 wire, separate neutrals, circuit 4
4G	10 wire, separate neutrals, isolated ground, circuit 4
1N4N	10 wire, (1) circuit 1N and (1) circuit 4N on each side
2N3G	10 wire, (1) circuit 2N and (1) isolated ground 3G on each side

Prices for Steps 1-2.	
FD150. AN	\$556
BN	\$556
CN	\$556
DN	\$556
BG	\$556
CG	\$556
DG	\$556
ADN	\$556
BCI	\$556
1N	\$556
2N	\$556
3N	\$556
3G	\$556
4N	\$556
4G	\$556
1N4N	\$556
2N3G	\$556

Power Module - Bottom of Dock

continued

Step 3. Finish

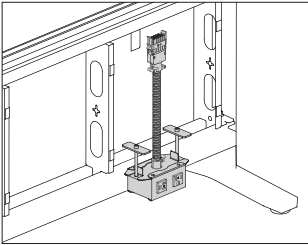
Metallic Paint

613	silver (CP) <input type="checkbox"/>	+\$0
SNA	satin aluminum	+\$10
SNB	satin bronze	+\$10
SNC	satin carbon	+\$10

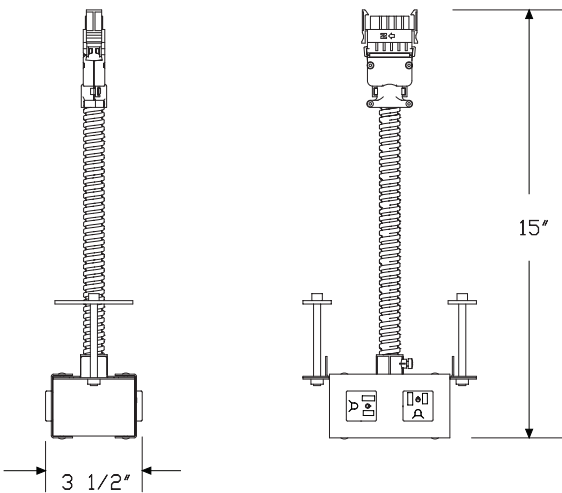
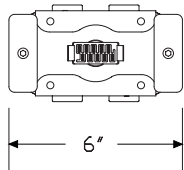
Sand Texture Paint

8Q	folkstone grey (CP)	+\$0
91	white (CP)	+\$0
98	studio white (CP)	+\$0
G1	graphite (CP)	+\$0
UBK	ultra black (CP) <input type="checkbox"/>	+\$0
WL	warm stone (CP)	+\$0

Power Module - Bottom of Dock - 20 amp FD156.



Product Information
Description
This power module attaches at the bottom of the dock. The modular plug end connects to a dock power harness. Power module includes 4 simplex receptacles, 2 on each side of the dock. Receptacles in this module are rated for 20 amps. Attachment hardware included. Power module is UL listed and Canadian UL listed.
Notes
Receptacles are black. Metal housing is painted.
Dimensions



Specification Information

Step 1.

FD156. A

Step 2. Type

AN	8 wire, shared neutral, circuit A
BN	8 wire, shared neutral, circuit B
CN	8 wire, shared neutral, circuit C
DN	8 wire, shared neutral, circuit D
BG	8 wire, shared neutral, circuit B, isolated ground
CG	8 wire, shared neutral, circuit C isolated ground
DG	8 wire, shared neutral, circuit D, isolated ground
ADN	8 wire, shared neutral, (1) circuit A and (1) circuit D on each side
BCI	8 wire, shared neutral, (1) circuit B and (1) circuit CG isolated ground on each side
3G	10 wire, seperate neutrals, circuit 3, isolated ground
4G	10 wire, separate neutrals, isolated ground, circuit 4
1N4N	10 wire, (1) circuit 1N and (1) circuit 4N on each side
2N3G	10 wire, (1) circuit 2N and (1) isolated ground 3G on each side

Prices for Steps 1-2.

FD156. AN	\$634
BN	\$634
CN	\$634
DN	\$634
BG	\$634
CG	\$634
DG	\$634
ADN	\$634
BCI	\$634
3G	\$634
4G	\$634
1N4N	\$634
2N3G	\$634

Step 3. Finish

Metallic Paint

613	silver (CP) A	+\$0
SNA	satin aluminum	+\$10
SNB	satin bronze	+\$10
SNC	satin carbon	+\$10

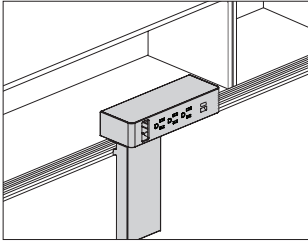
Power Module - Bottom of Dock - 20

amp *continued*

Sand Texture Paint		
8Q	folkstone grey (CP)	+\$0
91	white (CP)	+\$0
98	studio white (CP)	+\$0
G1	graphite (CP)	+\$0
UBK	ultra black (CP) A	+\$0
WL	warm stone (CP)	+\$0

Power Module-Top of Dock

FD158.



Product Information

Description

This power module attaches to the Canvas dock top rail. The unit has a modular connection end that attaches to 1 connection point of the internal dock power harness. It has 3 power outlets, 2 USB A/C combo charging ports, an opening for data module terminations, and an integrated cable manager rated for 15 amps. Mounting hardware included. Product is UL listed.

Notes

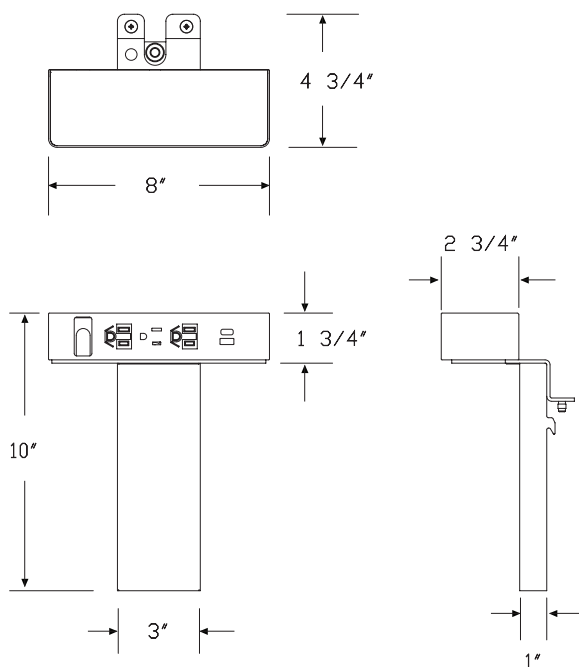
Power unit is plastic; vertical wire chase is painted metal. When specifying white (91) or graphite (G1) paint, plastic housing color matches specified painted surface finish. When specifying metallic silver (MS) paint, plastic housing color is cool grey neutral (CL).

USB ports will charge most small electronic devices. Software in each device controls the ability to accept charge via USB. Each USB port supplies 10 watts of power.

When attached to Canvas dock top rail, top of power unit is 25 1/4" above the floor.

8 wire, shared neutral product (AN, BN, CN, DN) is a 3+1 configuration.

Dimensions



Specification Information

Step 1.

FD158. A

Step 2. Configuration

H 3 simplex receptables, 2 powered USB, 1 Data Opening

Step 3. Circuit Type

AN 8 wire, circuit A, shared neutral

BN 8 wire, circuit B, shared neutral

CN 8 wire, circuit C, shared neutral

DN 8 wire, circuit D, shared neutral

H for hardwiring-chicago code-conduit with open end

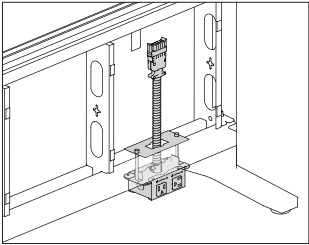
Prices for Steps 1-3.

	AN	BN	CN	DN	H
FD158. H	\$883	883	883	883	913

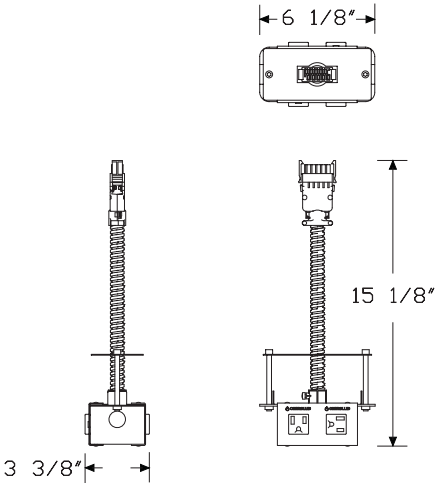
Step 4. Surface Finish

613	silver (CP) A	+\$0
UBK	ultra black (CP) A	+\$0
3G	brownstone	+\$0
8Q	folkstone grey (CP)	+\$0
91	white (CP)	+\$0
98	studio white (CP)	+\$0
G1	graphite (CP)	+\$0
SNA	satin aluminum	+\$10
SNB	satin bronze	+\$10
SNC	satin carbon	+\$10
WL	warm stone (CP)	+\$0

Controlled Power Module - Bottom of Dock FD150M



Product Information
Description
This receptacle is to be used for ASHRAE 90.1 and Title 24 compliance. A controlled receptacle should be used for any receptacles that are under automated control by the energy management system. This power module attaches at the bottom of the dock. The modular plug end connects to a dock power harness. Power module includes 4 simplex receptacles, 2 on each side of the dock. Receptacles in this module are rated for 15 amps. Attachment hardware included. Power module is UL listed and Canadian UL listed.
Notes
For modules with 2 circuits, ensure that the controlled marking is only specified for the circuits that will be under automated control by the energy management system.
For use with credenza units, order power/data module spacer (FD197.) separately.
Dimensions



Specification Information
Step 1.
FD150M. [A]
Step 2. Type
AN 8 wire, circuit A, share neutral
BN 8 wire, circuit B, share neutral
CN 8 wire, circuit C, share neutral
DN 8 wire, circuit D, share neutral
BG 8 wire, circuit B, isolated ground
CG 8 wire, circuit C, isolated ground
DG 8 wire, circuit D, isolated ground
ADN 8 wire, (1) circuit A and (1) circuit D on each side
BCI 8 wire, (1) circuit B and (1) circuit CG isolated ground on each side
ADNA 8 wire, (1) circuit A and (1) circuit D on each side [A] controlled marking on A circuit
BCIB 8 wire, (1) circuit B and (1) circuit CG isolated ground on each side [A] controlled marking on B circuit
ADND 8 wire, (1) circuit A and (1) circuit D on each side [A] controlled marking on D circuit
BCIC 8 wire, (1) circuit B and (1) circuit CG isolated ground on each side [A] controlled marking on C circuit
3G 10 wire, separate neutrals, isolated ground, circuit 3
4G 10 wire, separate neutrals, isolated ground, circuit 4
1N4N 10 wire, (1) circuit 1N and (1) circuit 4N on each side
2N3G 10 wire, (1) circuit 2N and (1) isolated ground 3G on each side
Prices for Steps 1-2.
FD150M. AN \$556
BN \$556
CN \$556
DN \$556
BG \$556
CG \$556
DG \$556
ADN \$556
BCI \$556
ADNA \$556
BCIB \$556
ADND \$556
BCIC \$556
3G \$556
4G \$556
1N4N \$556
2N3G \$556

Controlled Power Module - Bottom of Dock *continued*

Step 3. Finish

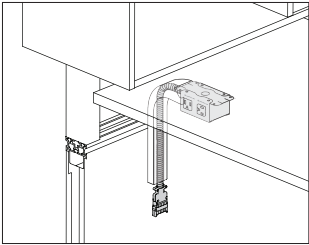
Metallic Paint		
613	silver (CP) A	+\$0
SNA	satin aluminum	+\$10
SNB	satin bronze	+\$10
SNC	satin carbon	+\$10
Sand Texture Paint		
8Q	folkstone grey (CP)	+\$0
91	white (CP)	+\$0
98	studio white (CP)	+\$0
G1	graphite (CP)	+\$0
UBK	ultra black (CP) A	+\$0
WL	warm stone (CP)	+\$0

Canvas Office Landscape® Energy Distribution

Under Surface Controlled Power

FD152M

Module



Product Information

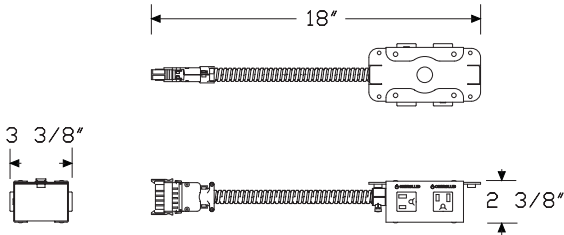
Description

This receptacle is to be used for ASHRAE 90.1 and Title 24 compliance. A controlled receptacle should be used for any receptacles that are under automated control by the energy management system. This power module attaches beneath a dock-supported work surface. The modular plug end connects to a dock power harness. Power module includes 4 simplex receptacles, rated for 15 amps. Attachment hardware included. Power module is UL listed and Canadian UL listed.

Notes

For modules with 2 circuits, ensure that the controlled marking is only specified for the circuits that will be under automated control by the energy management system.

Dimensions



Specification Information

Step 1.

FD152M. [A]

Step 2. Type

AN	8 wire, circuit A, share neutral
BN	8 wire, circuit B, share neutral
CN	8 wire, circuit C, share neutral
DN	8 wire, circuit D, share neutral
BG	8 wire, circuit B, isolated ground
CG	8 wire, circuit C, isolated ground
DG	8 wire, circuit D, isolated ground
ADN	8 wire, (1) circuit A and (1) circuit D on each side
BCI	8 wire, (1) circuit B and (1) circuit CG isolated ground on each side
ADNA	8 wire, (1) circuit A and (1) circuit D on each side [A] controlled marking on A circuit
BCIB	8 wire, (1) circuit B and (1) circuit CG isolated ground on each side [A] controlled marking on B circuit
ADND	8 wire, (1) circuit A and (1) circuit D on each side [A] controlled marking on D circuit
BCIC	8 wire, (1) circuit B and (1) circuit CG isolated ground on each side [A] controlled marking on C circuit
3G	10 wire, separate neutrals, isolated ground, circuit 3
4G	10 wire, separate neutrals, isolated ground, circuit 4
1N4N	10 wire, (1) circuit 1N and (1) circuit 4N on each side
2N3G	10 wire, (1) circuit 2N and (1) isolated ground 3G on each side

Step 3. Cord/Conduit Length

03

3' cord/conduit

Under Surface Controlled Power

Module *continued*

Prices for Steps 1-3.

03

FD152M.	AN	\$556
	BN	\$556
	CN	\$556
	DN	\$556
	BG	\$556
	CG	\$556
	DG	\$556
	ADN	\$556
	BCI	\$556
	ADNA	\$556
	BCIB	\$556
	ADND	\$556
	BCIC	\$556
	3G	\$556
	4G	\$556
	1N4N	\$556
	2N3G	\$556

Step 4. Finish

Metallic Paint

613	silver (CP) A	+\$0
SNA	satin aluminum	+\$10
SNB	satin bronze	+\$10
SNC	satin carbon	+\$10

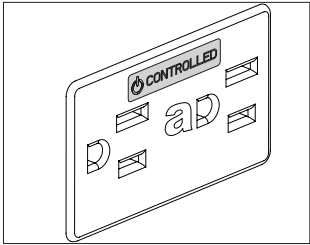
Sand Texture Paint

8Q	folkstone grey (CP)	+\$0
91	white (CP)	+\$0
98	studio white (CP)	+\$0
G1	graphite (CP)	+\$0
UBK	ultra black (CP) A	+\$0
WL	warm stone (CP)	+\$0

Controlled Receptacle Decal

G9999.

(12 per sheet)

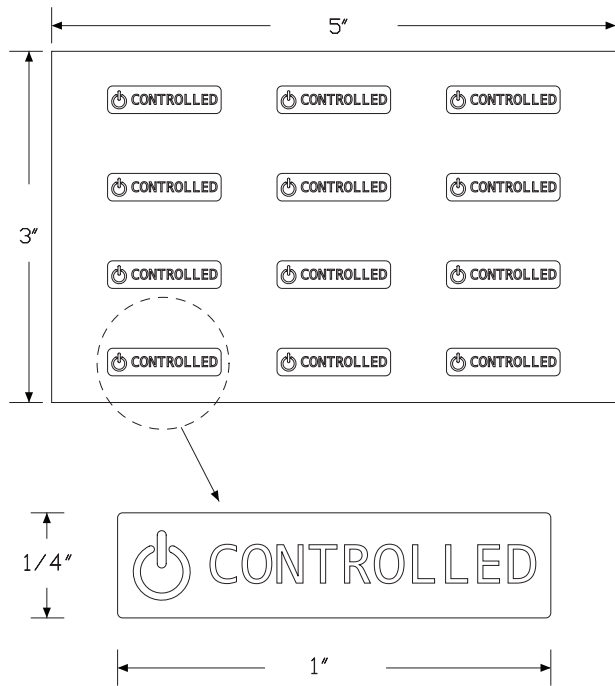


Product Information

Description

This decal is to be used for ASHRAE90.1 and Title 24 compliance. The decal is used to mark standard receptacles (new or existing) that are under automated control by the energy management system. 1 sheet includes 12 clear decals with white or black print.

Dimensions



Specification Information

Step 1.

G9999.

A

Step 2. Color

B

black print

A

W

white print

A

Prices for Steps 1-2.

G9999. B

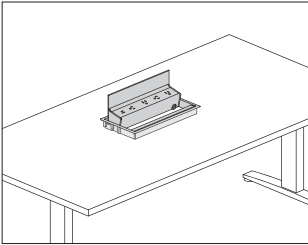
\$18

W

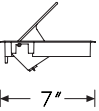
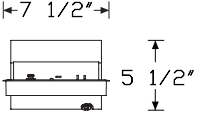
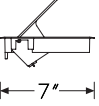
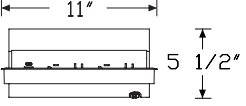
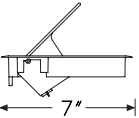
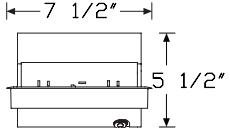
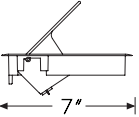
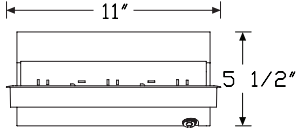
\$18

Logic G1000 Grommet Mounted
Electrical Distributor

Y1425.



Product Information
<p>Description</p> <p>This Logic Power Access Solutions™ grommet mounted electrical distributor comes in several widths and configurations of simplex receptacles and USB-A and USB-C charging ports. The unit is powered using a standard power cord with plug end, or an IEC connector when used with Renew™ Sit-to-Stand tables. An integrated cord keeper at the face of the unit captures data cords. The unit pivots from a closed position to 135° allowing easy access to power and data cords stored beneath the unit. Product is UL listed.</p>
<p>Notes</p> <p>Field cutting of grommet cutout is possible.</p> <p>IEC connector for Renew power type (C) includes short cord designed to connect to the Renew table power cord through-leg option. Actual cord length may vary.</p> <p>Simplex receptacles have alternating orientation and greater than normal plug spacing to accommodate most plug types.</p> <p>USB ports provide a combined 20 watts of power to charge most devices and tablets at full speed. USB-C provides 15 watts of power and USB-A provides 10 watts of power individually. When using the USB-C and USB-A ports simultaneously, USB-C remains at 15 watts and USB-A reduces to 5 watts. Refer to Renew Sit-to-Stand Tables planning guide for specific application information.</p> <p>20' cord/conduit length (20) is recommended for Exclave® applications.</p>

Dimensions
<div>   </div> <p>2 simplex receptacles with 1 powered USB A/C combo (H)</p>
<div>   </div> <p>4 simplex receptacles with 1 powered USB A/C combo (I)</p>
<div>   </div> <p>3 simplex receptacles (E)</p>
<div>   </div> <p>5 simplex receptacles (F)</p>

Logic G1000 Grommet Mounted
Electrical Distributor *continued*

Specification Information

Step 1.

Y1425.

Step 2. Configuration

H 2 simplex receptacles, 1 powered USB A/C Combo

I 4 simplex receptacles, 1 powered USB A/C Combo

E 3 simplex receptacles

F 5 simplex receptacles

Step 3. Power Type

A power cord with plug end

C IEC connector for Renew Tables

Step 4. Cord Length

For power cord with plug end (A)

03 3' cord
06 6' cord
10 10' cord
20 20' cord

For IEC connector for Renew Tables (C)

03 3' cord

Prices for Steps 1-4.

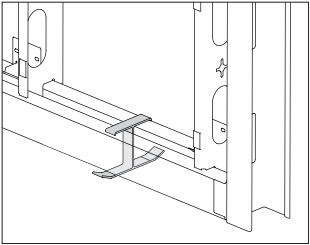
		03	06	10	20
Y1425.	H A	\$900	900	914	929
	C	\$914	—	—	—
	I A	\$1042	1042	1059	1074
	C	\$1059	—	—	—
	E A	\$693	693	706	718
	C	\$706	—	—	—
	F A	\$836	836	851	867
	C	\$851	—	—	—

Step 5. Finish

613	silver (CP)	+\$0
91	white (CP) <input type="checkbox"/> A	+\$0
98	studio white (CP) <input type="checkbox"/> A	+\$0
G1	graphite (CP) <input type="checkbox"/> A	+\$0
UBK	ultra black (CP)	+\$0

Cable Clips

FD198.

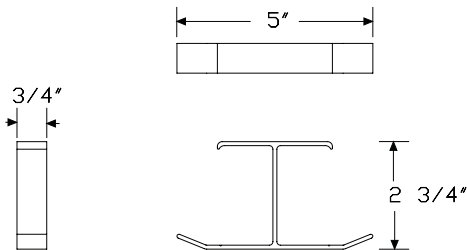


Product Information

Description

These optional cable clips are used to route wires and cables in the 1" cable gap between the face of the dock cladding and the back of a Canvas low credenza with 4" feet and thin top. Clip color is black. Package of 4.

Dimensions



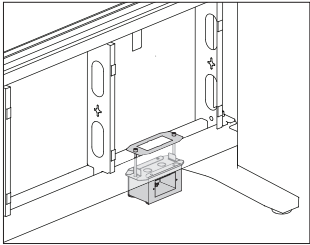
Specification Information

Step 1.

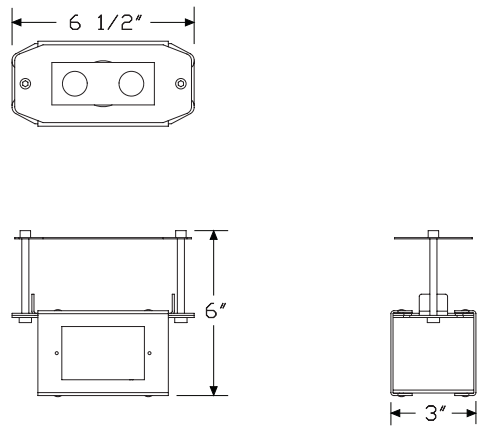
FD198.	A	\$105
--------	---	-------

Step 2. Finish

UBK	ultra black (CP)	A	+\$0
-----	------------------	---	------



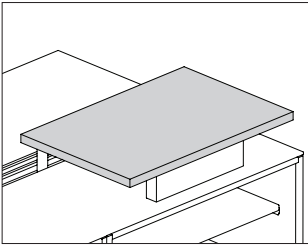
Product Information
Description
This housing mounts on the bottom of the dock or under a work surface and supports face plates with voice/data ports. Attachment hardware included.
Notes
Housing accepts a NEMA data faceplate.
Dimensions



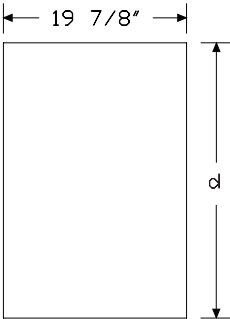
Specification Information
Step 1.
FD159. A
Step 2. Application
01 bottom of the dock
02 under work surface
Prices for Steps 1-2.
FD159. 01 \$294
02 \$294
Step 3. Finish
Metallic Paint
613 silver (CP) A +\$0
SNA satin aluminum +\$10
SNB satin bronze +\$10
SNC satin carbon +\$10
Sand Texture Paint
8Q folkstone grey (CP) +\$0
91 white (CP) +\$0
98 studio white (CP) +\$0
G1 graphite (CP) +\$0
UBK ultra black (CP) A +\$0
WL warm stone (CP) +\$0

Individual Bridge

FDE17.
FDS17.



Product Information
<p>Description</p> <p>This surface spans the dock and lower storage on 1 side of the dock. It has a laminate top and thermoplastic edge, laminate top with a thermoplastic backed plywood edge, veneer top and edge, or painted Formcoat® top and edge. Laminate surfaces are 1¼" thick. Painted Formcoat surfaces are 1" thick. Stabilizer brackets included.</p>
<p>Notes</p> <p>Bridge is supported by a low credenza with 4" foot and thin top on one side of dock wall. Specify the following products separately, 1 for each side of the individual bridge:</p> <ul style="list-style-type: none"> • Surface support, low credenza, adjustable height (FT299.) • Surface support, low credenza, fixed height (FT298.)
<p>Dimensions</p>



Specification Information				
Step 1.				
FD <input type="checkbox"/> A				
Step 2. Edge				
S17. squared edge				
E17. eased-edge <input type="checkbox"/> A				
Step 3. Depth				
24	24" deep			
30	30" deep			
Step 4. Width				
20	20" wide			
Step 5. Surface Material				
<i>For squared edge (S17.)</i>				
L	high-pressure laminate top/thermoplastic edge			
P	painted Formcoat® top/edge <input type="checkbox"/> A			
U	high-pressure laminate/universal edge			
<i>For eased-edge (E17.)</i>				
P	painted Formcoat® top/edge <input type="checkbox"/> A			
Prices for Steps 1-5.				
		L	P	U
FDS17.	24 20	\$400	710	400
	30 20	\$456	742	456
		L	P	U
FDE17.	24 20	—	\$794	—
	30 20	—	\$830	—
Step 6. Power Access Cutout				
NNN	no cutout			+ \$0

Individual Bridge *continued*

Step 7.

Top Finish

For high-pressure laminate top/thermoplastic edge (L) or high-pressure laminate/universal edge (U)

125	natural maple (CP) <input type="checkbox"/>	+\$0
126	natural cherry (CP) <input type="checkbox"/>	+\$0
127	walnut (CP) <input type="checkbox"/>	+\$0
139	light ash (CP) <input type="checkbox"/>	+\$0
140	warm ash (CP) <input type="checkbox"/>	+\$0
UBK	ultra black (CP) <input type="checkbox"/>	+\$0
8Q	folkstone grey (CP)	+\$0
91	white (CP)	+\$0
98	studio white (CP)	+\$0
CL	cool grey neutral	+\$0
HF	inner tone light	+\$0
LU	soft white	+\$0
WL	warm stone (CP)	+\$0
WN	warm grey neutral	+\$0
76	light brown walnut	+\$0
HP	light anigre	+\$0
LBA	clear on ash (CP)	+\$0
LBR	phantom ecru	+\$0
LBS	phantom cocoa	+\$0
LBU	medium matte walnut (CP)	+\$0
LBV	warm grey teak	+\$0
LBB	oak on ash (CP)	+\$0
LBC	walnut on ash (CP)	+\$0
LBF	neutral twill	+\$0
LBJ	graphite twill	+\$0
LBQ	white twill	+\$0

Top/Edge Finish: Opaque Formcoat®

For painted Formcoat® top/edge (P)

8Q	folkstone grey (CP) <input type="checkbox"/>	+\$0
91	white (CP) <input type="checkbox"/>	+\$0
LU	soft white <input type="checkbox"/>	+\$0

Step 8. Edge Finish

For high-pressure laminate top/thermoplastic edge (L)

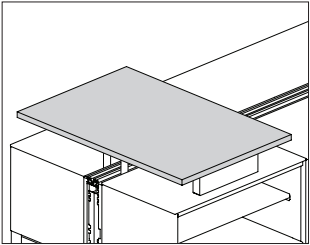
125	natural maple (CP) <input type="checkbox"/>	+\$0
126	natural cherry (CP) <input type="checkbox"/>	+\$0
127	walnut (CP) <input type="checkbox"/>	+\$0
139	light ash (CP) <input type="checkbox"/>	+\$0
140	warm ash (CP) <input type="checkbox"/>	+\$0
G1	graphite (CP) <input type="checkbox"/>	+\$0
UBK	ultra black (CP) <input type="checkbox"/>	+\$0
76	light brown walnut	+\$0
8Q	folkstone grey (CP)	+\$0
91	white (CP)	+\$0
98	studio white (CP)	+\$0
CL	cool grey neutral	+\$0
LBA	clear on ash (CP)	+\$0
LBR	phantom ecru	+\$0
LBS	phantom cocoa	+\$0
LBU	medium matte walnut (CP)	+\$0
LBV	warm grey teak	+\$0
LBB	oak on ash (CP)	+\$0
LBC	walnut on ash (CP)	+\$0
LBF	neutral twill	+\$0
LBJ	graphite twill	+\$0
LBQ	white twill	+\$0
WL	warm stone (CP)	+\$0
WN	warm grey neutral	+\$0
HF	inner tone light	+\$0
HP	light anigre	+\$0
LU	soft white	+\$0

For high-pressure laminate/universal edge (U)

PLY	plywood edge	+\$50
------------	--------------	-------

Half Bridge

FDE15.
FDS15.



Product Information

Description

This surface spans the dock and lower storage on both sides of the dock. It has a laminate top and thermoplastic edge, laminate top with a thermoplastic backed plywood edge, veneer top and edge, or painted Formcoat® top and edge. Laminate surfaces are 1¼" thick. Painted Formcoat surfaces are 1" thick. Stabilizer brackets included.

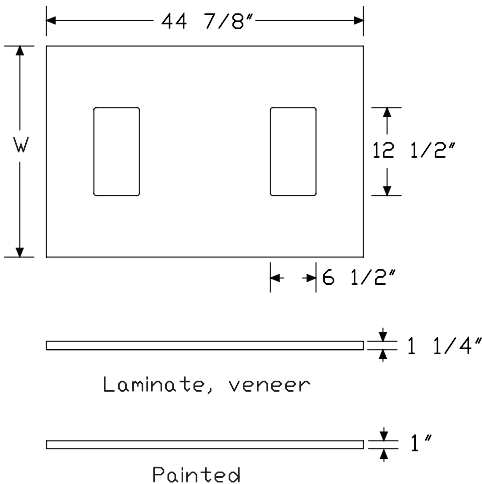
Notes

Bridge is supported by a low credenza with 4" foot and thin top on both sides of the dock wall. Specify the following products separately, 1 for each side of the half bridge:

- Surface support, low credenza, adjustable height (FT299.)
- Surface support, low credenza, fixed height (FT298.)

Power access center cutout option (CAC) accepts the Logic G1000 grommet mounted electrical distributor, 6-receptacle unit (Y1425.D or Y1425.G), ordered separately.

Dimensions



Specification Information

Step 1.

FD ☐ A

Step 2. Edge

S15. squared-edge ☐ A

E15. eased-edge ☐ A

Step 3. Depth

24 24" deep ☐ A

30 30" deep ☐ A

Step 4. Width

45 45" wide ☐ A

Step 5. Surface Material

For squared-edge (S15.)

L high-pressure laminate top/thermoplastic edge ☐ A

P painted Formcoat® top/edge ☐ A

U high-pressure laminate/universal edge ☐ A

For eased-edge (E15.)

P painted Formcoat® top/edge ☐ A

Prices for Steps 1-5.

		L	P	U
FDS15.	24 45	\$650	764	650
	30 45	\$657	868	657

		L	P	U
FDE15.	24 45	—	\$899	—
	30 45	—	\$1020	—

Step 6. Power Access Cutout

NNN	no cutout <input type="checkbox"/> A			+\$0
CAC	center cutout <input type="checkbox"/> A			+\$75

Half Bridge *continued*

Step 7.

Top Finish

For high-pressure laminate top/thermoplastic edge (L) or high-pressure laminate/universal edge (U)

125	natural maple (CP) <input type="checkbox"/>	+\$0
126	natural cherry (CP) <input type="checkbox"/>	+\$0
127	walnut (CP) <input type="checkbox"/>	+\$0
139	light ash (CP) <input type="checkbox"/>	+\$0
140	warm ash (CP) <input type="checkbox"/>	+\$0
UBK	ultra black (CP) <input type="checkbox"/>	+\$0
8Q	folkstone grey (CP) <input type="checkbox"/>	+\$0
91	white (CP) <input type="checkbox"/>	+\$0
98	studio white (CP) <input type="checkbox"/>	+\$0
CL	cool grey neutral <input type="checkbox"/>	+\$0
HF	inner tone light <input type="checkbox"/>	+\$0
LU	soft white <input type="checkbox"/>	+\$0
WL	warm stone (CP) <input type="checkbox"/>	+\$0
WN	warm grey neutral <input type="checkbox"/>	+\$0
76	light brown walnut <input type="checkbox"/>	+\$0
HP	light anigre <input type="checkbox"/>	+\$0
LBA	clear on ash (CP) <input type="checkbox"/>	+\$0
LBR	phantom ecru <input type="checkbox"/>	+\$0
LBS	phantom cocoa <input type="checkbox"/>	+\$0
LBU	medium matte walnut (CP) <input type="checkbox"/>	+\$0
LBV	warm grey teak <input type="checkbox"/>	+\$0
LBB	oak on ash (CP) <input type="checkbox"/>	+\$0
LBC	walnut on ash (CP) <input type="checkbox"/>	+\$0
LBF	neutral twill <input type="checkbox"/>	+\$0
LBJ	graphite twill <input type="checkbox"/>	+\$0
LBQ	white twill <input type="checkbox"/>	+\$0

Top/Edge Finish: Opaque Formcoat®

For painted Formcoat® top/edge (P)

8Q	folkstone grey (CP) <input type="checkbox"/>	+\$0
91	white (CP) <input type="checkbox"/>	+\$0
LU	soft white <input type="checkbox"/>	+\$0

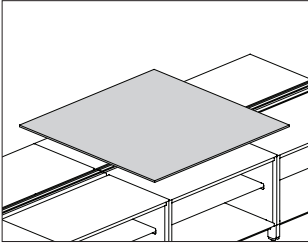
Step 8. Edge Finish

For high-pressure laminate top/thermoplastic edge (L)

125	natural maple (CP) <input type="checkbox"/>	+\$0
126	natural cherry (CP) <input type="checkbox"/>	+\$0
127	walnut (CP) <input type="checkbox"/>	+\$0
139	light ash (CP) <input type="checkbox"/>	+\$0
140	warm ash (CP) <input type="checkbox"/>	+\$0
G1	graphite (CP) <input type="checkbox"/>	+\$0
UBK	ultra black (CP) <input type="checkbox"/>	+\$0
76	light brown walnut	+\$0
8Q	folkstone grey (CP)	+\$0
91	white (CP)	+\$0
98	studio white (CP)	+\$0
CL	cool grey neutral	+\$0
LBA	clear on ash (CP)	+\$0
LBR	phantom ecru	+\$0
LBS	phantom cocoa	+\$0
LBU	medium matte walnut (CP)	+\$0
LBV	warm grey teak	+\$0
LBB	oak on ash (CP)	+\$0
LBC	walnut on ash (CP)	+\$0
LBF	neutral twill	+\$0
LBJ	graphite twill	+\$0
LBQ	white twill	+\$0
WL	warm stone (CP)	+\$0
WN	warm grey neutral	+\$0
HF	inner tone light	+\$0
HP	light anigre	+\$0
LU	soft white	+\$0

For high-pressure laminate/universal edge (U)

PLY	plywood edge	+\$50
------------	--------------	-------

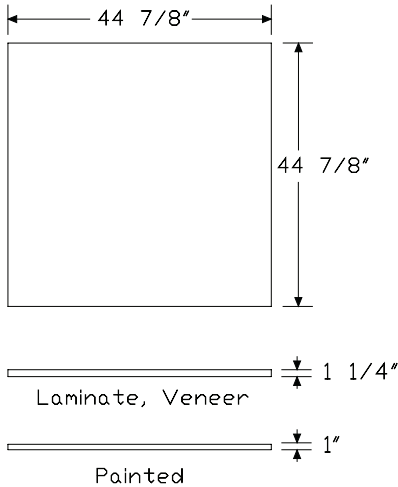


Product Information

Description
This surface spans the dock and lower storage on both sides of the dock. It has a laminate top and thermoplastic edge, laminate top with a thermoplastic backed plywood edge, veneer top and edge, or painted Formcoat® top and edge. Laminate surfaces are 1¼" thick. Painted Formcoat surfaces are 1" thick. Stabilizer brackets included.

Notes
Bridge is supported by a low credenza with 4" foot and thin top on both sides of the dock wall. Specify the following products separately, 1 for each side of the team bridge:
• Surface support, low credenza, adjustable height (FT299.)
• Surface support, low credenza, fixed height (FT298.)

Dimensions



Specification Information

Step 1.
FD ☐ A

Step 2. Edge
S16. squared-edge
E16. eased-edge ☐ A

Step 3. Depth
45 45" deep

Step 4. Width
45 45" wide

Step 5. Surface Material

For squared-edge (S16.)
L high-pressure laminate top/thermoplastic edge
P painted Formcoat® top/edge ☐ A
U high-pressure laminate/universal edge

For eased-edge (E16.)
P painted Formcoat® top/edge ☐ A

Prices for Steps 1-5.

	L	P	U
FDS16. 45 45	\$871	1253	871

	L	P	U
FDE16. 45 45	—	\$1443	—

Step 6. Power Access Cutout
NNN no cutout +\$0

Step 7.

Top Finish

For high-pressure laminate top/thermoplastic edge (L) or high-pressure laminate/universal edge (U)

125	natural maple (CP) <input type="checkbox"/>	+\$0
126	natural cherry (CP) <input type="checkbox"/>	+\$0
127	walnut (CP) <input type="checkbox"/>	+\$0
139	light ash (CP) <input type="checkbox"/>	+\$0
140	warm ash (CP) <input type="checkbox"/>	+\$0
UBK	ultra black (CP) <input type="checkbox"/>	+\$0
8Q	folkstone grey (CP)	+\$0
91	white (CP)	+\$0
98	studio white (CP)	+\$0
CL	cool grey neutral	+\$0
HF	inner tone light	+\$0
LU	soft white	+\$0
WL	warm stone (CP)	+\$0
WN	warm grey neutral	+\$0
76	light brown walnut	+\$0
HP	light anigre	+\$0
LBA	clear on ash (CP)	+\$0
LBR	phantom ecru	+\$0
LBS	phantom cocoa	+\$0
LBU	medium matte walnut (CP)	+\$0
LBV	warm grey teak	+\$0
LBB	oak on ash (CP)	+\$0
LBC	walnut on ash (CP)	+\$0
LBF	neutral twill	+\$0
LBJ	graphite twill	+\$0
LBQ	white twill	+\$0

Top/Edge Finish: Opaque Formcoat®

For painted Formcoat® top/edge (P)

8Q	folkstone grey (CP) <input type="checkbox"/>	+\$0
91	white (CP) <input type="checkbox"/>	+\$0
LU	soft white <input type="checkbox"/>	+\$0

Step 8. Edge Finish

For high-pressure laminate top/thermoplastic edge (L)

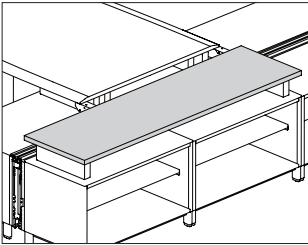
125	natural maple (CP) <input type="checkbox"/>	+\$0
126	natural cherry (CP) <input type="checkbox"/>	+\$0
127	walnut (CP) <input type="checkbox"/>	+\$0
139	light ash (CP) <input type="checkbox"/>	+\$0
140	warm ash (CP) <input type="checkbox"/>	+\$0
G1	graphite (CP) <input type="checkbox"/>	+\$0
UBK	ultra black (CP) <input type="checkbox"/>	+\$0
76	light brown walnut	+\$0
8Q	folkstone grey (CP)	+\$0
91	white (CP)	+\$0
98	studio white (CP)	+\$0
CL	cool grey neutral	+\$0
LBA	clear on ash (CP)	+\$0
LBR	phantom ecru	+\$0
LBS	phantom cocoa	+\$0
LBU	medium matte walnut (CP)	+\$0
LBV	warm grey teak	+\$0
LBB	oak on ash (CP)	+\$0
LBC	walnut on ash (CP)	+\$0
LBF	neutral twill	+\$0
LBJ	graphite twill	+\$0
LBQ	white twill	+\$0
WL	warm stone (CP)	+\$0
WN	warm grey neutral	+\$0
HF	inner tone light	+\$0
HP	light anigre	+\$0
LU	soft white	+\$0

For high-pressure laminate/universal edge (U)

PLY	plywood edge	+\$50
------------	--------------	-------

Secondary Surface

FDE10.
FDS10.



Product Information

Description

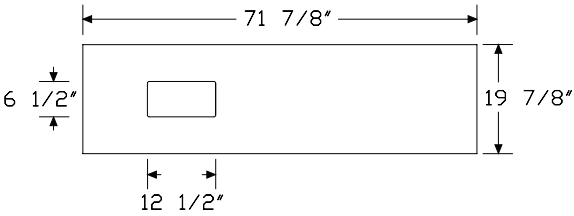
This surface spans and is supported by Canvas low storage. It has a laminate top and thermoplastic edge, laminate top with a thermoplastic backed plywood edge, veneer top and edge, or painted Formcoat® top and edge. Laminate surfaces are 1¼" thick. Painted Formcoat surfaces are 1" thick.

Notes

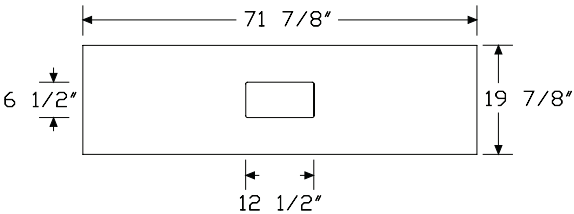
Surface is supported by a low credenza with 4" foot and thin top. Specify 2 surface support, low credenza, adjustable height (FT299.), or 2 surface support, low credenza, fixed height (FT298.), 1 for each end of the secondary surface.

Power access cutout options (CAC, LAC, RAC) accept the Logic G1000 grommet mounted electrical distributor, 6-receptacle unit (Y1425.D or Y1425.G), ordered separately.

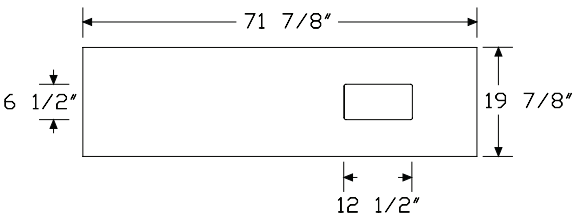
Dimensions



Left cutout



Center cutout



Right cutout



Laminate, veneer



Painted

Secondary Surface *continued*

Specification Information

Step 1.

FD ☐

Step 2. Edge

S10. squared-edge ☐

E10. eased-edge ☐

Step 3. Depth

20 20" deep ☐

Step 4. Width

36 36" wide ☐

72 72" wide ☐

Step 5. Surface Material

For squared-edge (S10.)

L high-pressure laminate top/thermoplastic edge ☐

W veneer ☐

P painted Formcoat® top/edge ☐

U high-pressure laminate/universal edge ☐

For eased-edge (E10.)

P painted Formcoat® top/edge ☐

Step 6. Attachment

S for use with low storage ☐

Prices for Steps 1-6.

		LS	WS	PS	US
FDS10. 20 36		\$341	729	775	341
72		\$674	1429	1336	674
FDE10. 20 36		—	—	\$845	—
72		—	—	\$1534	—

Step 7. Power Access Cutout

For 36" wide (36)

NNN no cutout +\$0

CAC center cutout +\$75

For 72" wide (72)

NNN no cutout +\$0

CAC center cutout +\$75

LAC left cutout +\$75

RAC right cutout +\$75

Step 8.

Top Finish

For high-pressure laminate top/thermoplastic edge (L) or high-pressure laminate/universal edge (U)

125 natural maple (CP) ☐ +\$0

126 natural cherry (CP) ☐ +\$0

127 walnut (CP) ☐ +\$0

139 light ash (CP) ☐ +\$0

140 warm ash (CP) ☐ +\$0

UBK ultra black (CP) ☐ +\$0

8Q folkstone grey (CP) +\$0

91 white (CP) +\$0

98 studio white (CP) +\$0

CL cool grey neutral +\$0

HF inner tone light +\$0

LU soft white +\$0

WL warm stone (CP) +\$0

WN warm grey neutral +\$0

76 light brown walnut +\$0

HP light anigre +\$0

LBA clear on ash (CP) +\$0

LBR phantom ecru +\$0

LBS phantom cocoa +\$0

LBU medium matte walnut (CP) +\$0

LBV warm grey teak +\$0

LBB oak on ash (CP) +\$0

LBC walnut on ash (CP) +\$0

LBF neutral twill +\$0

LBJ graphite twill +\$0

LBQ white twill +\$0

Secondary Surface *continued*

Top/Edge Finish: Wood Veneer

For veneer (W)

2U	light brown walnut	A	+\$85
40	dark brown walnut	A	+\$85
CHD	noble cherry	A	+\$85
ET	clear on ash	A	+\$85
EU	oak on ash	A	+\$85
EV	walnut on ash	A	+\$85
EW	medium matte walnut	A	+\$85
UL	natural maple	A	+\$85

Top/Edge Finish: Opaque Formcoat®

For painted Formcoat® top/edge (P)

8Q	folkstone grey (CP)	A	+\$0
91	white (CP)	A	+\$0
LU	soft white	A	+\$0

Step 9. Edge Finish

For high-pressure laminate top/thermoplastic edge (L)

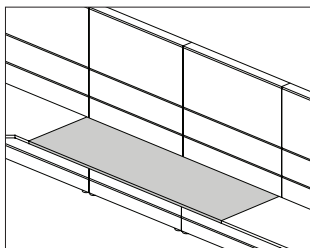
125	natural maple (CP)	A	+\$0
126	natural cherry (CP)	A	+\$0
127	walnut (CP)	A	+\$0
139	light ash (CP)	A	+\$0
140	warm ash (CP)	A	+\$0
G1	graphite (CP)	A	+\$0
UBK	ultra black (CP)	A	+\$0
76	light brown walnut		+\$0
8Q	folkstone grey (CP)		+\$0
91	white (CP)		+\$0
98	studio white (CP)		+\$0
CL	cool grey neutral		+\$0
LBA	clear on ash (CP)		+\$0
LBR	phantom ecru		+\$0
LBS	phantom cocoa		+\$0
LBU	medium matte walnut (CP)		+\$0
LBV	warm grey teak		+\$0
LBB	oak on ash (CP)		+\$0
LBC	walnut on ash (CP)		+\$0
LBF	neutral twill		+\$0
LBJ	graphite twill		+\$0
LBQ	white twill		+\$0
WL	warm stone (CP)		+\$0
WN	warm grey neutral		+\$0
HF	inner tone light		+\$0
HP	light anigre		+\$0
LU	soft white		+\$0

For high-pressure laminate/universal edge (U)

PLY	plywood edge	+\$50
-----	--------------	-------

Rectangular Surface

FTE10.
FTS10.
FTT10.



Product Information

Description

This surface hangs from a frame, wall strips, or attaches to various support components to create a freestanding rectangular desk. It has a laminate top and thermoplastic edge, laminate top with a thermoplastic backed plywood edge, veneer top and edge, or painted top and edge. Laminate and veneer surfaces are 1 1/4" thick. Painted Formcoat® surfaces are 1" thick. When hanging from a frame or wall strips there is a 1" gap at the back of the surface for standard plug head and cord passage.

Notes

MicrobeCare™ is an antimicrobial coating applied to the laminate or veneer surface of this product.

MicrobeCare™ protects products from mold, mildew, algae, and bacteria that cause deterioration, discoloration, odors, and stains.

MicrobeCare™ is registered with the US Environmental Protection Agency (EPA).

For additional size, shape, cable management, and finish options, see Vary Easy Program in Appendices.

For surface attachment bracket (D) option:

- Ganging brackets are included for using the surface as a bridge.
- Surface will only attach to front edge of squared-edge surfaces or the transition portion of the thin-edge or eased-edge surfaces.

For Canvas frame attached surface (F) option:

- Order appropriate supports separately; 2 supports are required for each surface (left and right side):
 - Open support, tapered foot, frame attached (FT294.)
 - Open support, architectural foot, frame attached (FT2A1.)
 - Support panel, tapered foot, frame attached (FT291.)
 - Universal post leg, frame attached (FT2B1.)
 - Surface cantilever (FT290.)
 - Surface support rail (FT295.)
 - Support pedestal
- Center supports are included for surfaces 54" wide and wider.

For no brackets, for freestanding or use with low credenza (S) option:


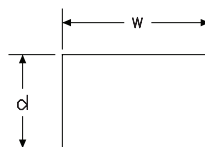
- Order the following support products separately:
 - Closed support leg (FV2E2.)
 - Open support leg, architectural foot (FV2A2.)
 - Square open support leg (FV2D2.)
 - Support leg, post (FV689.)
 - Universal post leg (FT2B2.)
 - Surface ganging bracket (FT29B.)
 - Surface support, low credenza, adjustable height (FT299.)
 - Surface support, low credenza, fixed height (FT298.)
 - Surface-attached pedestal
- When creating a freestanding desk with closed support leg (FV2E2.), a modesty panel (FV697.) is required for stability.

Thin-edge surfaces do not work with the following:

- Surface-attached pedestal
- Support pedestal
- Closed support leg (FV2E2.)
- Square open support leg (FV2D2.)

Stiffener (FV696.) is required for any laminate or veneer surface 54" wide or wider and painted formcoat surfaces 48" wide or wider that cannot use a center cantilever. See Canvas Office Landscape® Planning Guide for specific stiffener guidelines.

Dimensions



Laminate, Veneer



Painted

Specification Information	
Step 1.	
FT	
Step 2. Edge	
S10.	squared-edge
T10.	thin-edge
E10.	eased-edge
Step 3. Depth	
<i>For squared-edge (S10.)</i>	
20	20" deep
24	24" deep
30	30" deep
36	36" deep
<i>For thin-edge (T10.) or eased-edge (E10.)</i>	
24	24" deep
30	30" deep
36	36" deep
Step 4. Width	
<i>For 20" deep (20), 24" deep (24), or 30" deep (30)</i>	
24	24" wide
30	30" wide
36	36" wide
42	42" wide
48	48" wide
54	54" wide
60	60" wide
66	66" wide
72	72" wide
78	78" wide
84	84" wide
90	90" wide
96	96" wide
<i>For 36" deep (36)</i>	
60	60" wide <input type="checkbox"/>
66	66" wide <input type="checkbox"/>
72	72" wide <input type="checkbox"/>
78	78" wide <input type="checkbox"/>
84	84" wide <input type="checkbox"/>
90	90" wide <input type="checkbox"/>
96	96" wide <input type="checkbox"/>

Step 5. Surface Material	
<i>For squared-edge (S10.)</i>	
M	thermally-fused laminate top/thermoplastic edge
T	thermally-fused laminate top/universal edge <input type="checkbox"/>
L	high-pressure laminate top/thermoplastic edge
W	natural veneer top/techwood/veneer edge <input type="checkbox"/>
P	painted Formcoat® top/edge
U	high-pressure laminate/universal edge <input type="checkbox"/>
A	high-pressure laminate top/thermoplastic edge with MicrobeCare™ <input type="checkbox"/>
<i>For thin-edge (T10.)</i>	
L	high-pressure laminate top/thermoplastic edge
W	natural veneer top/techwood/veneer edge <input type="checkbox"/>
P	painted Formcoat® top/edge
A	high-pressure laminate top/thermoplastic edge with MicrobeCare™ <input type="checkbox"/>
<i>For eased-edge (E10.)</i>	
P	painted Formcoat® top/edge
Step 6. Attachment Bracket	
<i>For 20" deep (20) with 24" wide (24), 30" wide (30), 66" wide (66), 72" wide (72), 78" wide (78), 84" wide (84), 90" wide (90), or 96" wide (96)</i>	
F	Canvas frame attached surface
<i>For 20" deep (20) with 36" wide (36), 42" wide (42), 48" wide (48), 54" wide (54), or 60" wide (60)</i>	
D	surface attachment bracket
F	Canvas frame attached surface
<i>For 24" deep (24) or 30" deep (30) with 24" wide (24) or 30" wide (30)</i>	
F	Canvas frame attached surface
S	no brackets, for freestanding or use with low credenza
<i>For 24" deep (24) or 30" deep (30) with 36" wide (36), 42" wide (42), 48" wide (48), or 54" wide (54)</i>	
D	surface attachment bracket
F	Canvas frame attached surface
S	no brackets, for freestanding or use with low credenza
<i>For 24" deep (24) or 30" deep (30) with 60" wide (60)</i>	
D	surface attachment bracket
F	Canvas frame attached surface
S	no brackets, for freestanding or use with low credenza

Rectangular Surface *continued*

For 24" deep (24) or 30" deep (30) with 66" wide (66), 72" wide (72), 78" wide (78), 84" wide (84), 90" wide (90), or 96" wide (96)

F Canvas frame attached surface
S no brackets, for freestanding or use with low credenza

For 36" deep (36) with 60" wide (60), 66" wide (66), 72" wide (72), 78" wide (78), 84" wide (84), 90" wide (90), or 96" wide (96)

S no brackets, for freestanding or use with low credenza

Prices for Steps 1-6.

		MD	MF	MS	TD	TF	TS
FTS10.	20 24	—	\$272	—	—	272	—
	30	—	\$304	—	—	304	—
	36	\$329	341	—	329	341	—
	42	\$363	383	—	363	383	—
	48	\$396	409	—	396	409	—
	54	\$475	489	—	475	489	—
	60	\$527	541	—	527	541	—
	66	—	\$566	—	—	566	—
	72	—	\$591	—	—	591	—
	78	—	\$623	—	—	623	—
	84	—	\$692	—	—	692	—
	90	—	\$713	—	—	713	—
	96	—	\$743	—	—	743	—
24	24	—	\$272	208	—	272	208
	30	—	\$304	243	—	304	243
	36	\$329	341	280	329	341	280
	42	\$363	383	317	363	383	317
	48	\$401	417	355	401	417	355
	54	\$475	489	427	475	489	427
	60	\$533	549	471	533	549	471
	66	—	\$597	528	—	597	528
	72	—	\$622	552	—	622	552
	78	—	\$646	576	—	646	576
	84	—	\$692	640	—	692	640
	90	—	\$713	647	—	713	647
	96	—	\$743	650	—	743	650

30	24	—	\$298	235	—	298	235
30		—	\$369	307	—	369	307
36		\$412	429	364	412	429	364
42		\$454	467	412	454	467	412
48		\$476	489	435	476	489	435
54		\$581	597	528	581	597	528
60		\$606	622	552	606	622	552
66		—	\$692	624	—	692	624
72		—	\$746	678	—	746	678
78		—	\$798	744	—	798	744
84		—	\$858	792	—	858	792
90		—	\$909	823	—	909	823
96		—	\$947	856	—	947	856
36	60	—	—	\$701	—	—	701
66		—	—	\$781	—	—	781
72		—	—	\$854	—	—	854
78		—	—	\$864	—	—	864
84		—	—	\$874	—	—	874
90		—	—	\$932	—	—	932
96		—	—	\$987	—	—	987

		LD	LF	LS	WD	WF	WS
FTS10.	20 24	—	\$337	—	—	678	—
	30	—	\$375	—	—	738	—
	36	\$407	422	—	780	795	—
	42	\$449	472	—	838	854	—
	48	\$490	506	—	895	911	—
	54	\$587	603	—	1128	1147	—
	60	\$650	668	—	1188	1206	—
	66	—	\$699	—	—	1287	—
	72	—	\$728	—	—	1376	—
	78	—	\$768	—	—	1488	—
	84	—	\$853	—	—	1604	—
	90	—	\$879	—	—	1676	—
	96	—	\$917	—	—	1726	—

Rectangular Surface *continued*

Canvas Office Landscape® Work Surfaces

24	24	—	\$337	257	—	703	623
30		—	\$375	299	—	791	710
36		\$407	422	346	856	870	795
42		\$449	472	391	915	931	869
48		\$495	514	438	971	987	929
54		\$587	603	527	1160	1180	1104
60		\$659	678	582	1265	1282	1206
66		—	\$737	651	—	1338	1261
72		—	\$767	681	—	1398	1319
78		—	\$797	710	—	1488	1422
84		—	\$853	788	—	1604	1488
90		—	\$879	799	—	1676	1548
96		—	\$917	802	—	1726	1610
30	24	—	\$368	291	—	781	702
30		—	\$456	380	—	931	869
36		\$509	529	450	971	987	929
42		\$559	576	509	1030	1046	986
48		\$588	603	536	1120	1137	1068
54		\$717	737	651	1322	1338	1261
60		\$748	767	681	1436	1468	1382
66		—	\$853	769	—	1645	1560
72		—	\$920	837	—	1763	1679
78		—	\$985	918	—	1871	1807
84		—	\$1059	977	—	1979	1913
90		—	\$1121	1015	—	2077	1985
96		—	\$1169	1056	—	2173	2056
36	60	—	—	\$864	—	—	1695
66		—	—	\$963	—	—	1918
72		—	—	\$1054	—	—	2071
78		—	—	\$1066	—	—	2130
84		—	—	\$1078	—	—	2185
90		—	—	\$1149	—	—	2306
96		—	—	\$1219	—	—	2422

		PD	PF	PS	UD	UF	US	
FTS10.	20	24	—	\$388	—	—	337	—
		30	—	\$435	—	—	375	—
		36	\$524	491	—	407	422	—
		42	\$562	540	—	449	472	—
		48	\$598	596	—	490	506	—
		54	\$754	702	—	587	603	—
		60	\$794	782	—	650	668	—
		66	—	\$848	—	—	699	—
		72	—	\$885	—	—	728	—
		78	—	\$922	—	—	768	—
		84	—	\$990	—	—	853	—
		90	—	\$1016	—	—	879	—
		96	—	\$1059	—	—	917	—
	24	24	—	\$388	307	—	337	257
		30	—	\$435	357	—	375	299
		36	\$569	491	414	407	422	346
		42	\$609	540	462	449	472	391
		48	\$647	596	514	495	514	438
		54	\$778	702	622	587	603	527
		60	\$843	782	707	659	678	582
		66	—	\$875	795	—	737	651
		72	—	\$937	853	—	767	681
		78	—	\$973	889	—	797	710
		84	—	\$1010	926	—	853	788
		90	—	\$1048	965	—	879	799
		96	—	\$1085	1002	—	917	802
	30	24	—	\$425	345	—	368	291
		30	—	\$530	450	—	456	380
		36	\$647	611	534	509	529	450
		42	\$685	689	611	559	576	509
		48	\$739	739	675	588	603	536
		54	\$881	898	816	717	737	651
		60	\$946	937	853	748	767	681
		66	—	\$985	919	—	853	769
		72	—	\$1067	1000	—	920	837
		78	—	\$1138	1070	—	985	918
		84	—	\$1226	1159	—	1059	977
		90	—	\$1295	1229	—	1121	1015
		96	—	\$1355	1290	—	1169	1056
	36	60	—	—	\$1084	—	—	864
		66	—	—	\$1158	—	—	963
		72	—	—	\$1258	—	—	1054
		78	—	—	\$1310	—	—	1066
		84	—	—	\$1362	—	—	1078
		90	—	—	\$1441	—	—	1149
		96	—	—	\$1525	—	—	1219

Rectangular Surface *continued*

		AD	AF	AS			LD	LF	LS	WD	WF	WS
FTS10.	20 24	—	\$434	—	FTT10.	24 24	—	\$451	373	—	899	814
	30	—	\$473	—		30	—	\$507	431	—	1014	927
	36	\$503	520	—		36	\$616	573	497	1208	1120	1037
	42	\$547	568	—		42	\$657	635	561	1317	1235	1151
	48	\$601	618	—		48	\$698	698	621	1409	1323	1240
	54	\$700	716	—		54	\$865	816	743	1606	1521	1436
	60	\$763	779	—		60	\$907	918	841	1791	1706	1623
	66	—	\$809	—		66	—	\$966	883	—	1901	1817
	72	—	\$839	—		72	—	\$1005	921	—	2036	1952
	78	—	\$895	—		78	—	\$1046	978	—	2147	2065
	84	—	\$981	—		84	—	\$1154	1091	—	2236	2153
	90	—	\$1009	—		90	—	\$1189	1124	—	2320	2238
	96	—	\$1045	—		96	—	\$1239	1177	—	2409	2326
	24 24	—	\$434	353		30 24	—	\$494	421	—	1000	918
	30	—	\$473	398		30	—	\$621	545	—	1221	1137
	36	\$503	520	444		36	\$698	713	641	1439	1368	1287
	42	\$547	568	490		42	\$770	752	689	1525	1513	1430
	48	\$609	627	551		48	\$852	794	728	1612	1628	1565
	54	\$700	716	640		54	\$991	966	883	1957	1929	1845
	60	\$770	793	693		60	\$1089	1024	958	2045	2063	1979
	66	—	\$850	764		66	—	\$1154	1088	—	2147	2065
	72	—	\$879	795		72	—	\$1245	1182	—	2269	2197
	78	—	\$922	838		78	—	\$1331	1266	—	2409	2339
	84	—	\$981	917		84	—	\$1433	1367	—	2547	2476
	90	—	\$1009	926		90	—	\$1512	1447	—	2669	2600
	96	—	\$1045	929		96	—	\$1585	1523	—	2795	2724
	30 24	—	\$465	388		36 60	—	—	\$1166	—	—	2514
	30	—	\$554	476		66	—	—	\$1210	—	—	2600
	36	\$607	627	548		72	—	—	\$1262	—	—	2706
	42	\$658	673	607		78	—	—	\$1316	—	—	2824
	48	\$701	716	651		84	—	—	\$1367	—	—	2940
	54	\$833	850	764		90	—	—	\$1447	—	—	3093
	60	\$861	879	795		96	—	—	\$1529	—	—	3244
	66	—	\$968	881								
	72	—	\$1034	950								
	78	—	\$1111	1046								
	84	—	\$1188	1105								
	90	—	\$1247	1143								
	96	—	\$1298	1185								
	36 60	—	—	\$977								
	66	—	—	\$1078								
	72	—	—	\$1167								
	78	—	—	\$1193								
	84	—	—	\$1205								
	90	—	—	\$1277								
	96	—	—	\$1346								

Rectangular Surface *continued*

Canvas Office Landscape® Work Surfaces

		PD	PF	PS	UD	UF	US
FTT10.	24 24	—	\$415	337	—	—	—
	30	—	\$464	387	—	—	—
	36	\$604	525	446	—	—	—
	42	\$657	581	502	—	—	—
	48	\$719	637	561	—	—	—
	54	\$828	747	671	—	—	—
	60	\$916	838	757	—	—	—
	66	—	\$933	854	—	—	—
	72	—	\$1004	926	—	—	—
	78	—	\$1094	1016	—	—	—
	84	—	\$1219	1138	—	—	—
	90	—	\$1249	1174	—	—	—
	96	—	\$1306	1229	—	—	—
	30 24	—	\$452	372	—	—	—
	30	—	\$569	491	—	—	—
	36	\$733	652	576	—	—	—
	42	\$817	741	660	—	—	—
	48	\$903	826	746	—	—	—
	54	\$1050	974	894	—	—	—
	60	\$1155	1075	998	—	—	—
	66	—	\$1211	1131	—	—	—
	72	—	\$1310	1233	—	—	—
	78	—	\$1398	1325	—	—	—
	84	—	\$1490	1409	—	—	—
	90	—	\$1542	1461	—	—	—
	96	—	\$1594	1512	—	—	—
	36 60	—	—	\$1243	—	—	—
	66	—	—	\$1419	—	—	—
	72	—	—	\$1548	—	—	—
	78	—	—	\$1612	—	—	—
	84	—	—	\$1676	—	—	—
	90	—	—	\$1776	—	—	—
	96	—	—	\$1834	—	—	—

		AD	AF	AS
FTT10.	24 24	—	\$545	468
	30	—	\$601	526
	36	\$711	667	592
	42	\$751	728	655
	48	\$807	807	728
	54	\$977	925	852
	60	\$1016	1027	951
	66	—	\$1074	991
	72	—	\$1115	1030
	78	—	\$1169	1100
	84	—	\$1276	1215
	90	—	\$1312	1247
	96	—	\$1362	1300
	30 24	—	\$591	513
	30	—	\$714	640
	36	\$793	808	738
	42	\$863	847	783
	48	\$959	902	838
	54	\$1100	1074	991
	60	\$1198	1131	1068
	66	—	\$1262	1196
	72	—	\$1353	1291
	78	—	\$1454	1391
	84	—	\$1555	1490
	90	—	\$1636	1570
	96	—	\$1709	1646
	36 60	—	—	\$1276
	66	—	—	\$1320
	72	—	—	\$1370
	78	—	—	\$1439
	84	—	—	\$1490
	90	—	—	\$1570
	96	—	—	\$1652

Rectangular Surface *continued*

		PD	PF	PS	UD	UF	US
FTE10.	24 24	—	\$428	347	—	—	—
	30	—	\$484	400	—	—	—
	36	\$624	541	461	—	—	—
	42	\$681	599	515	—	—	—
	48	\$743	661	581	—	—	—
	54	\$854	773	691	—	—	—
	60	\$947	868	785	—	—	—
	66	—	\$967	885	—	—	—
	72	—	\$1036	957	—	—	—
	78	—	\$1131	1053	—	—	—
	84	—	\$1258	1177	—	—	—
	90	—	\$1292	1215	—	—	—
	96	—	\$1347	1267	—	—	—
	30 24	—	\$468	390	—	—	—
	30	—	\$591	507	—	—	—
	36	\$757	676	596	—	—	—
	42	\$844	765	683	—	—	—
	48	\$933	852	772	—	—	—
	54	\$1087	1005	921	—	—	—
	60	\$1195	1116	1033	—	—	—
	66	—	\$1254	1174	—	—	—
	72	—	\$1353	1273	—	—	—
	78	—	\$1438	1356	—	—	—
	84	—	\$1490	1409	—	—	—
	90	—	\$1542	1461	—	—	—
	96	—	\$1594	1512	—	—	—
	36 60	—	—	\$1288	—	—	—
	66	—	—	\$1469	—	—	—
	72	—	—	\$1603	—	—	—
	78	—	—	\$1666	—	—	—
	84	—	—	\$1730	—	—	—
	90	—	—	\$1783	—	—	—
	96	—	—	\$1834	—	—	—

Step 7.

Top Finish

For high-pressure laminate top/thermoplastic edge (L), high-pressure laminate top/thermoplastic edge with MicrobeCare™ (A), or high-pressure laminate/universal edge (U)

125	natural maple (CP)	+\$0
126	natural cherry (CP)	+\$0
127	walnut (CP)	+\$0
139	light ash (CP)	+\$0
140	warm ash (CP)	+\$0
UBK	ultra black (CP)	+\$0
8Q	folkstone grey (CP)	+\$0
91	white (CP)	+\$0
98	studio white (CP)	+\$0
CL	cool grey neutral	+\$0
HF	inner tone light A	+\$0
LU	soft white	+\$0
WL	warm stone (CP)	+\$0
WN	warm grey neutral	+\$0
76	light brown walnut	+\$0
HP	light anigre	+\$0
LBA	clear on ash (CP)	+\$0
LBR	phantom ecru	+\$0
LBS	phantom cocoa	+\$0
LBU	medium matte walnut (CP)	+\$0
LBV	warm grey teak	+\$0
LBB	oak on ash (CP)	+\$0
LBC	walnut on ash (CP)	+\$0
LBF	neutral twill	+\$0
LBJ	graphite twill	+\$0
LBQ	white twill	+\$0

Rectangular Surface *continued*

Top Finish

For thermally-fused laminate top/thermoplastic edge (M) or thermally-fused laminate top/universal edge (T)

125	natural maple (CP)	+\$0
126	natural cherry (CP)	+\$0
127	walnut (CP)	+\$0
139	light ash (CP)	+\$0
140	warm ash (CP)	+\$0
8Q	folkstone grey (CP)	+\$0
91	white (CP)	+\$0
98	studio white (CP)	+\$0
LBA	clear on ash (CP)	+\$0
LBB	oak on ash (CP)	+\$0
LBC	walnut on ash (CP)	+\$0
LBF	neutral twill	+\$0
LBQ	white twill	+\$0
LBU	medium matte walnut (CP) A	+\$0

Top/Edge Finish: Wood Veneer

For natural veneer top/techwood/veneer edge (W)

2U	light brown walnut A	+\$85
40	dark brown walnut A	+\$85
CHD	noble cherry A	+\$85
ET	clear on ash A	+\$85
EU	oak on ash A	+\$85
EV	walnut on ash A	+\$85
EW	medium matte walnut A	+\$85
UL	natural maple A	+\$85
WHN	natural white oak A	+\$85

Top/Edge Finish: Opaque Formcoat®

For painted Formcoat® top/edge (P)

8Q	folkstone grey (CP)	+\$0
91	white (CP)	+\$0
LU	soft white	+\$0

Step 8. Edge Finish

For thermally-fused laminate top/thermoplastic edge (M), high-pressure laminate top/thermoplastic edge (L), or high-pressure laminate top/thermoplastic edge with MicrobeCare™ (A)

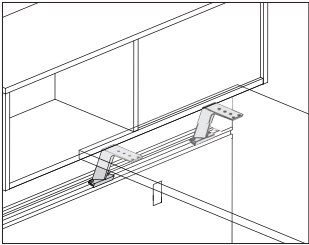
125	natural maple (CP)	+\$0
126	natural cherry (CP)	+\$0
127	walnut (CP)	+\$0
139	light ash (CP)	+\$0
140	warm ash (CP)	+\$0
G1	graphite (CP)	+\$0
UBK	ultra black (CP)	+\$0
76	light brown walnut	+\$0
8Q	folkstone grey (CP)	+\$0
91	white (CP)	+\$0
98	studio white (CP)	+\$0
CL	cool grey neutral	+\$0
LBA	clear on ash (CP)	+\$0
LBR	phantom ecru	+\$0
LBS	phantom cocoa	+\$0
LBU	medium matte walnut (CP)	+\$0
LBV	warm grey teal	+\$0
LBB	oak on ash (CP)	+\$0
LBC	walnut on ash (CP)	+\$0
LBF	neutral twill	+\$0
LBJ	graphite twill	+\$0
LBQ	white twill	+\$0
WL	warm stone (CP)	+\$0
WN	warm grey neutral	+\$0
HF	inner tone light	+\$0
HP	light anigre	+\$0
LU	soft white	+\$0

For thermally-fused laminate top/universal edge (T) or high-pressure laminate/universal edge (U)

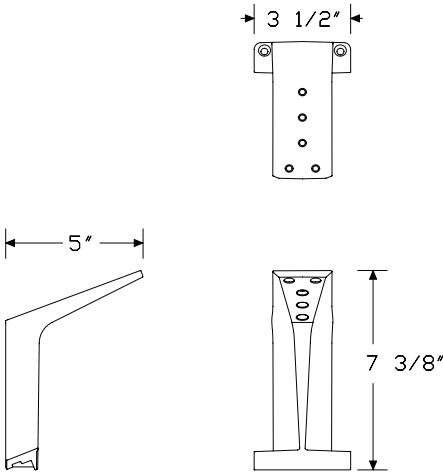
PLY	plywood edge A	+\$50
------------	--	-------

Dock to Surface Tethers

FD290.



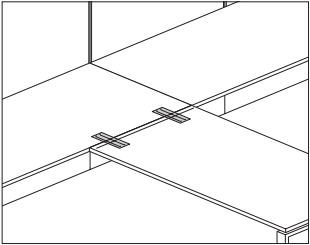
Product Information
Description
This bracket supports and attaches a work surface to the dock and positions the surface at 28 1/2" high. Surfaces can be placed parallel or perpendicular to the dock. Includes 1 tether and attachment hardware.
Notes
For surfaces up to and including 48" wide, 2 tethers are required.
For surfaces 54" wide and wider, 3 tethers are required.
Dock to surface tethers are always used in conjunction with floor supports such as the universal post leg (FT2B2., FD2B2.), ordered separately.
Dimensions



Specification Information
Step 1.
FD290. A \$167
Step 2. Surface Finish
Metallic Paint
613 silver (CP) A +\$0
SNA satin aluminum +\$10
SNB satin bronze +\$10
SNC satin carbon +\$10
Sand Texture Paint
UBK ultra black (CP) A +\$0
8Q folkstone grey (CP) +\$0
91 white (CP) +\$0
98 studio white (CP) +\$0
G1 graphite (CP) +\$0
WL warm stone (CP) +\$0

Surface Ganging Bracket

FT29B.



Product Information

Description

This bracket connects one side of a square-edge surface to another square-edge surface in line or at a right angle.

Notes

For freestanding surface applications, when attaching 2 rectangular surfaces perpendicular to each other or when attaching a rectangular surface perpendicular to the squared-edge portion of a rectangular transition surface specify the pair version (FT29B.2).

When attaching freestanding surfaces next to each other in a straight line with a shared leg supporting the back portion of the surfaces, specify the single version (FT29B.1).

Dimensions

Specification Information

Step 1.

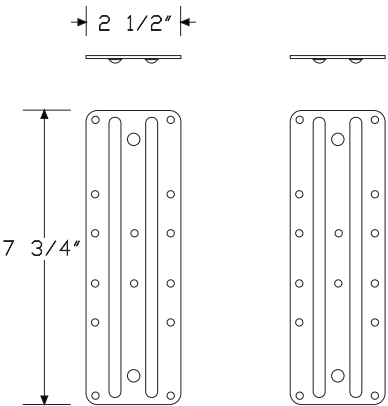
FT29B.

Step 2. Type

1	single
2	pair

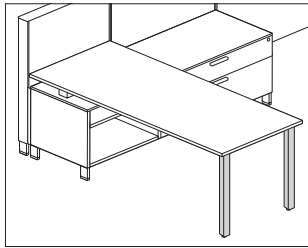
Prices for Steps 1-2.

FT29B. 1	\$37
2	\$63



Universal Post Leg

FT2B2.



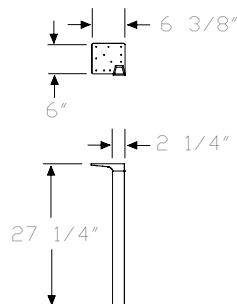
Product Information

Description

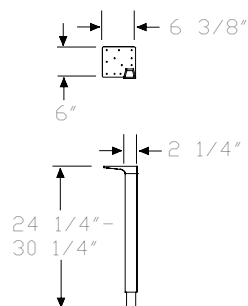
This leg is available as a single leg to support 1 corner of a surface, or as a pair to support 1 end of a surface. The fixed-height leg has a 2" leveling range, allowing a surface height of 28½"-30½". The adjustable-height leg is adjustable over a 6" range, allowing a surface height of 25½"-31½". Attachment hardware included.

Dimensions

Fixed Height



Adjustable Height



Specification Information

Step 1.

FT2B2.

Step 2. Leg Type

- F** fixed height
- A** adjustable height

Step 3. Position

- L** left-hand, single leg
- R** right-hand, single leg
- P** left-hand & right-hand, pair

Prices for Steps 1-3.

	L	R	P
FT2B2. F	\$566	566	1121
A	\$604	604	1203

Step 4. Leg Body Finish

Sand Texture Paint

For left-hand, single leg (L) or right-hand, single leg (R)

UBK	ultra black (CP)	+\$0
8Q	folkstone grey (CP)	+\$0
91	white (CP)	+\$0
98	studio white (CP)	+\$0
G1	graphite (CP)	+\$0
WL	warm stone (CP)	+\$0

Metallic Paint

For left-hand, single leg (L) or right-hand, single leg (R)

613	silver (CP)	+\$0
------------	-------------	------

Sand Texture Paint

For left-hand & right-hand, pair (P)

UBK	ultra black (CP)	A	+\$0
8Q	folkstone grey (CP)	A	+\$0
91	white (CP)	A	+\$0
98	studio white (CP)	A	+\$0
G1	graphite (CP)	A	+\$0
WL	warm stone (CP)	A	+\$0

Universal Post Leg *continued*

Metallic Paint

For left-hand & right-hand, pair (P)

613	silver (CP)	+\$0
SNA	satin aluminum	+\$10
SNB	satin bronze	+\$10
SNC	satin carbon	+\$10

Step 5. Leg Face Finish

Sand Texture Paint

For left-hand, single leg (L) or right-hand, single leg (R)

UBK	ultra black (CP)	+\$0
------------	------------------	------

Smooth Paint

For left-hand, single leg (L) or right-hand, single leg (R)

G1	graphite (CP)	+\$0
8Q	folkstone grey (CP)	+\$0
91	white (CP)	+\$0
98	studio white (CP)	+\$0
WL	warm stone (CP)	+\$0

Metallic Paint

For left-hand, single leg (L) or right-hand, single leg (R)

613	silver (CP)	+\$0
------------	-------------	------

Anodized

For left-hand, single leg (L) or right-hand, single leg (R)

AN	clear anodized aluminum	+\$10
-----------	-------------------------	-------

Sand Texture Paint

For left-hand & right-hand, pair (P)

UBK	ultra black (CP)	+\$0
------------	------------------	------

Smooth Paint

For left-hand & right-hand, pair (P)

G1	graphite (CP)	+\$0
8Q	folkstone grey (CP)	+\$0
91	white (CP)	+\$0
98	studio white (CP)	+\$0
WL	warm stone (CP)	+\$0

Metallic Paint

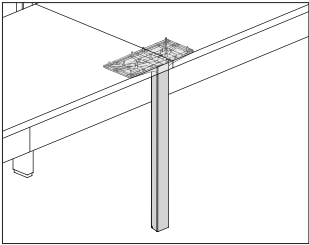
For left-hand & right-hand, pair (P)

613	silver (CP)	+\$0
SNA	satin aluminum	+\$10
SNB	satin bronze	+\$10
SNC	satin carbon	+\$10

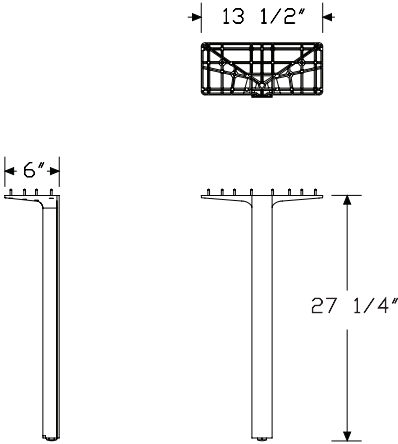
Anodized

For left-hand & right-hand, pair (P)

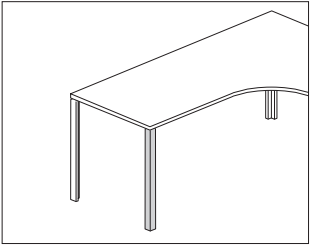
AN	clear anodized aluminum	+\$20
-----------	-------------------------	-------



Product Information
Description
This single leg supports the front corner edges of 2 adjacent surfaces. It has 2" of leveling adjustment. Attachment hardware included.
Dimensions



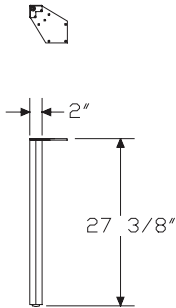
Specification Information
Step 1.
FD2B2. <input type="checkbox"/>
Step 2. Leg Type
F fixed height
Step 3. Position
S shared, single leg
Prices for Steps 1-3.
FD2B2. F
\$766
Step 4. Leg Body Finish
Metallic Paint
613 silver (CP) <input type="checkbox"/>
SNA satin aluminum
SNB satin bronze
SNC satin carbon
Sand Texture Paint
91 white (CP)
G1 graphite (CP)
UBK ultra black (CP) <input type="checkbox"/>
Step 5. Leg Face Finish
Sand Texture Paint
UBK ultra black (CP) <input type="checkbox"/>
Smooth Paint
8Q folkstone grey (CP)
91 white (CP)
98 studio white (CP)
G1 graphite (CP) <input type="checkbox"/>
WL warm stone (CP)
Metallic Paint
613 silver (CP) <input type="checkbox"/>
Anodized
AN clear anodized aluminum



Product Information

Description
This single painted leg supports a desk or return and includes a glide with 1½" leveling range. Specify 2 legs to support one end of a surface. Attachment hardware included.

Dimensions



Specification Information

Step 1.
FV689.P \$241

Step 2. Surface Finish

Sand Texture Paint

UBK	ultra black (CP)	+\$0
8Q	folkstone grey (CP)	+\$0
91	white (CP)	+\$0
98	studio white (CP)	+\$0
CL	cool grey neutral	+\$0
G1	graphite (CP)	+\$0
WL	warm stone (CP)	+\$0
WN	warm grey neutral	+\$0

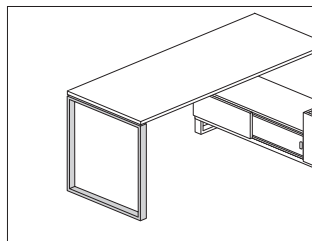
Metallic Paint

611	beige mist metallic (CP)	+\$0
613	silver (CP)	+\$0
EH	metallic bronze	+\$0
SNA	satin aluminum	+\$10
SNB	satin bronze	+\$10
SNC	satin carbon	+\$10

Canvas Office Landscape® Supports and Hardware

Square Open Support Leg

FV2D2.



Product Information

Description

This individual leg supports 1 end of a surface or joins 2 surfaces end-to-end, providing shared support at the surface joint. It has leveling glides with 1½" of adjustment. Attachment hardware included.

Notes

When leg is supporting the end of a squared- or eased-edge surface, depth of support leg must match depth of surface. Support leg does not work with thin-edge surfaces in this position.

When leg is supporting the joint between 2 surfaces, specify leg as follows:

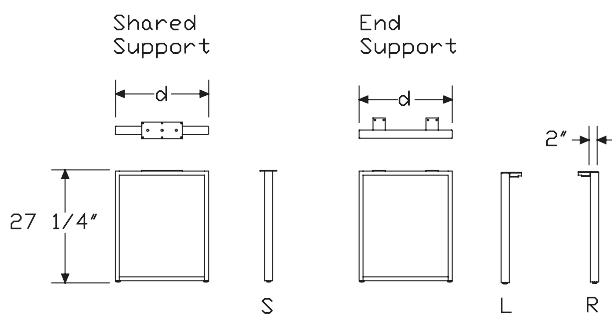
Surface Depth—Leg Depth

24" deep surface—12" deep leg

30" deep surface—24" deep leg

36" deep surface—24" deep leg

Dimensions



Specification Information

Step 1.

FV2D2.

Step 2. Surface Edge Type

S for squared edge surface

Step 3. Depth

2A 12" deep, shared

2B 24" deep, shared

24 24" deep

30 30" deep

36 36" deep

Step 4. Leg Type

F fixed height

Step 5. Position

For 12" deep, shared (2A) or 24" deep, shared (2B)

S shared

For 24" deep (24), 30" deep (30), or 36" deep (36)

L left

R right

Prices for Steps 1-5.

		FL	FS	FR
FV2D2. S	2A	—	\$322	—
	2B	—	\$492	—
	24	\$492	—	492
	30	\$509	—	509
	36	\$520	—	520

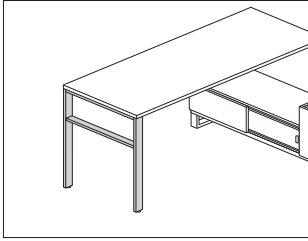
Step 6. Surface Finish

Sand Texture Paint

UBK	ultra black (CP)	+\$0
8Q	folkstone grey (CP)	+\$0
91	white (CP)	+\$0
98	studio white (CP)	+\$0
CL	cool grey neutral	+\$0
G1	graphite (CP)	+\$0
WL	warm stone (CP)	+\$0
WN	warm grey neutral	+\$0

Metallic Paint		
611	beige mist metallic (CP)	+\$0
613	silver (CP)	+\$0
EH	metallic bronze	+\$0
SNA	satin aluminum	+\$10
SNB	satin bronze	+\$10
SNC	satin carbon	+\$10

Open Support Leg, Architectural Foot FV2A2.



Product Information

Description

This individual leg supports 1 end of a surface or joins 2 surfaces end-to-end, providing shared support at the surface joint. The fixed height leg has a 2" leveling range allowing a surface height of 28 1/2"-30 1/2". The adjustable height leg has a 6" adjustment range in 1" increments allowing a surface height of 25 1/2"-31 1/2". Attachment hardware included.

Notes

When leg is supporting the end of a surface, depth of support leg must match depth of surface.

When leg is supporting the joint between 2 surfaces, specify leg as follows:

Surface Depth—Leg Depth

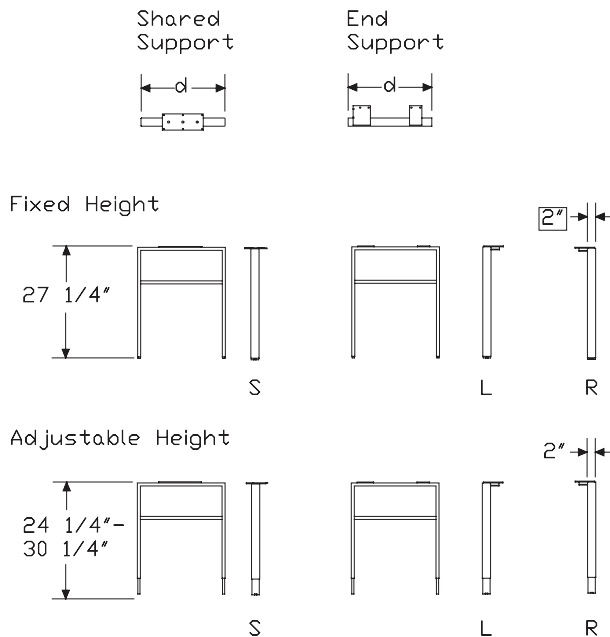
24" deep surface—12" deep leg

30" deep surface—24" deep leg

36" deep surface—24" deep leg

See planning guide for support rules.

Dimensions



Specification Information

Step 1.

FV2A2.

Step 2. Depth

2A 12" deep, shared

2B 24" deep, shared

24 24" deep

30 30" deep

36 36" deep

Step 3. Leg Type

F fixed height

A adjustable height

Step 4. Position

For 12" deep, shared (2A) or 24" deep, shared (2B)

S shared

For 24" deep (24), 30" deep (30), or 36" deep (36)

L left

R right

Prices for Steps 1-4.

	L	S	R
FV2A2. 2A F	—	\$393	—
A	—	\$517	—
2B F	—	\$641	—
A	—	\$765	—
24 F	\$641	—	641
A	\$765	—	765
30 F	\$672	—	672
A	\$800	—	800
36 F	\$706	—	706
A	\$834	—	834

Open Support Leg, Architectural Foot

continued

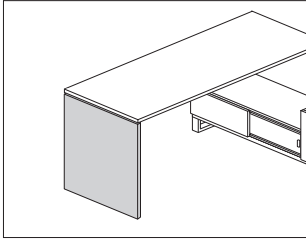
Step 5. Surface Finish

Sand Texture Paint		
UBK	ultra black (CP)	+\$0
8Q	folkstone grey (CP)	+\$0
91	white (CP)	+\$0
98	studio white (CP)	+\$0
CL	cool grey neutral	+\$0
G1	graphite (CP)	+\$0
WL	warm stone (CP)	+\$0
WN	warm grey neutral	+\$0
Metallic Paint		
611	beige mist metallic (CP)	+\$0
613	silver (CP)	+\$0
SNA	satin aluminum	+\$10
SNB	satin bronze	+\$10
SNC	satin carbon	+\$10
EH	metallic bronze	+\$0

Canvas Office Landscape® Supports and Hardware

Closed Support Leg

FV2E2.



Product Information

Description

This individual solid panel leg supports 1 end of a surface or joins 2 surfaces end-to-end, providing shared support at the surface joint. It is available as laminate or veneer and has leveling glides with 1½" of adjustment. Attachment hardware included.

Notes

For additional product options, see Vary Easy Program in Appendices.

Grain direction is vertical on wood-grain laminate and veneer.

When leg is supporting the end of a squared- or eased-edge surface, depth of support leg must match depth of surface. Support leg does not work with thin-edge surfaces in this position.

When leg is supporting the joint between 2 surfaces, specify leg as follows:

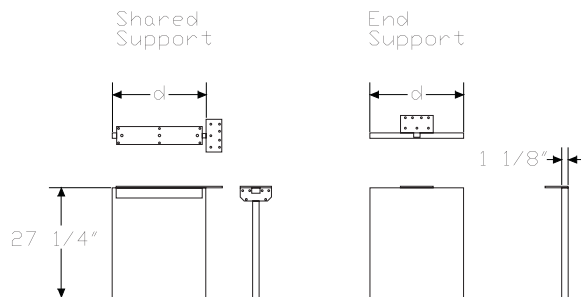
Surface Depth—Leg Depth

24" deep surface—12" deep leg

30" deep surface—24" deep leg

36" deep surface—24" deep leg

Dimensions



Specification Information

Step 1.

FV2E2.

Step 2. Surface Edge Type

S for squared edge surface

Step 3. Depth

2A 12" deep, shared

2B 24" deep, shared

24 24" deep

30 30" deep

36 36" deep

Step 4. Leg Type

F fixed height

Step 5. Surface Material

H high-pressure laminate with thermoplastic edge **A**

L thermally-fused laminate with thermoplastic edge

W veneer **A**

Prices for Steps 1-5.

		FH	FL	FW
FV2E2. S	2A	\$325	259	669
	2B	\$530	424	877
	24	\$530	424	877
	30	\$540	433	903
	36	\$552	440	1182

Step 6. Surface Finish

Solid-Color Laminate

For thermally-fused laminate with thermoplastic edge (L)

8Q	folkstone grey (CP)	+\$0
91	white (CP)	+\$0
98	studio white (CP)	+\$0
CL	cool grey neutral	+\$0
LU	soft white	+\$0
WL	warm stone (CP)	+\$0
WN	warm grey neutral	+\$0

Twill Laminate

For thermally-fused laminate with thermoplastic edge (L)

LBF	neutral twill	+\$0
LBJ	graphite twill	+\$0
LBQ	white twill	+\$0

Wood-Grain Laminate

For thermally-fused laminate with thermoplastic edge (L)

125	natural maple (CP)	+\$0
126	natural cherry (CP)	+\$0
127	walnut (CP)	+\$0
139	light ash (CP)	+\$0
140	warm ash (CP)	+\$0
HP	light anigre	+\$0
LBA	clear on ash (CP)	+\$0
LBR	phantom ecru	+\$0
LBS	phantom cocoa	+\$0
LBU	medium matte walnut (CP)	+\$0
LBV	warm grey teak	+\$0
LBB	oak on ash (CP)	+\$0
LBC	walnut on ash (CP)	+\$0
76	light brown walnut	+\$0

For high-pressure laminate with thermoplastic edge (H)

125	natural maple (CP) A	+\$0
126	natural cherry (CP) A	+\$0
127	walnut (CP) A	+\$0
139	light ash (CP) A	+\$0
140	warm ash (CP) A	+\$0
76	light brown walnut	+\$0
8Q	folkstone grey (CP)	+\$0
91	white (CP)	+\$0
98	studio white (CP)	+\$0
CL	cool grey neutral	+\$0
HF	inner tone light	+\$0
HP	light anigre	+\$0
LBA	clear on ash (CP)	+\$0
LBB	oak on ash (CP)	+\$0
LBC	walnut on ash (CP)	+\$0
LBF	neutral twill	+\$0
LBJ	graphite twill	+\$0
LBQ	white twill	+\$0
LBR	phantom ecru A	+\$0
LBS	phantom cocoa A	+\$0
LBU	medium matte walnut (CP) A	+\$0
LBV	warm grey teak A	+\$0
LT	light tone	+\$0
LU	soft white	+\$0
UBK	ultra black (CP) A	+\$0
WL	warm stone (CP)	+\$0
WN	warm grey neutral	+\$0

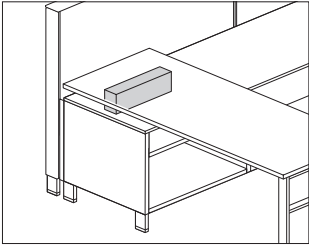
Wood Veneer

For veneer (W)

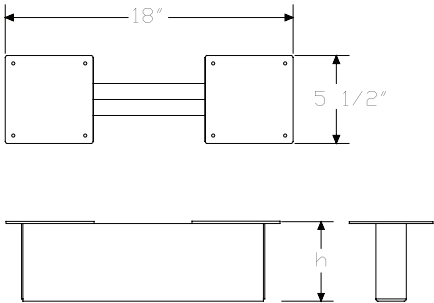
CHD	noble cherry	+\$85
2U	light brown walnut A	+\$85
40	dark brown walnut A	+\$85
EW	medium matte walnut A	+\$85
ET	clear on ash A	+\$85
EU	oak on ash A	+\$85
EV	walnut on ash A	+\$85
UL	natural maple A	+\$85

Surface Support, Low Credenza, Fixed Height

FT298.

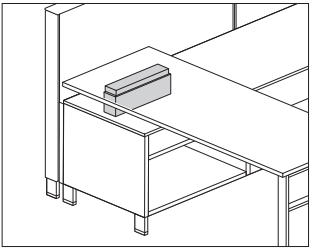


Product Information
Description This support allows a low credenza to support 1 end of a surface and places the surface at 28½" high. Attachment hardware included.
Notes Support heights are: <ul style="list-style-type: none"> • 5⅞" high for storage type (M) • 6⅞" high for storage type (S)
Dimensions



Specification Information
Step 1. FT298.
Step 2. Storage Type M for use with thin top low credenza with 4" high foot S for use with thin top low credenza with 2¼" high base
Prices for Steps 1-2.
FT298. M \$281 S \$281
Step 3. Surface Finish
Sand Texture Paint
91 white (CP) <input type="checkbox"/> A +\$0 CL cool grey neutral <input type="checkbox"/> A +\$0 G1 graphite (CP) <input type="checkbox"/> A +\$0 UBK ultra black (CP) <input type="checkbox"/> A +\$0 WN warm grey neutral <input type="checkbox"/> A +\$0 8Q folkstone grey (CP) <input type="checkbox"/> A +\$0 98 studio white (CP) <input type="checkbox"/> A +\$0 WL warm stone (CP) <input type="checkbox"/> A +\$0
Metallic Paint
611 beige mist metallic (CP) +\$0 613 silver (CP) +\$0 EH metallic bronze +\$0 SNA satin aluminum +\$10 SNB satin bronze +\$10 SNC satin carbon +\$10

Surface Support, Low Credenza, FT299.



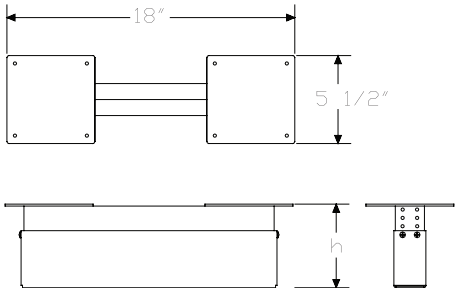
Product Information

Description
This height-adjustable support allows a low credenza to support 1 end of a surface, and provides 3" of height adjustment for the surface. Attachment hardware included.

Notes

In lowest position, the height of supports is as follows:
 • 3 5/8" high for storage type (M)
 • 5 5/8" high for storage type (S)
 When used with low credenza with 3/8" thin top, surface adjustment height range is 27" - 30".
 When used with low credenza with 1 1/4" thick top, surface adjustment height range is 27 5/8" - 30 5/8".

Dimensions



Specification Information

Step 1.
FT299.

Step 2. Storage Type

M for use with low credenza with 4" high foot
S for use with low credenza with 2 1/4" high base

Prices for Steps 1-2.

FT299. M	\$467
S	\$467

Step 3. Surface Finish

Sand Texture Paint

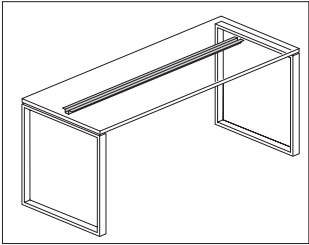
UBK	ultra black (CP)	+\$0
8Q	folkstone grey (CP)	+\$0
91	white (CP)	+\$0
98	studio white (CP)	+\$0
CL	cool grey neutral	+\$0
G1	graphite (CP)	+\$0
WL	warm stone (CP)	+\$0
WN	warm grey neutral	+\$0

Metallic Paint

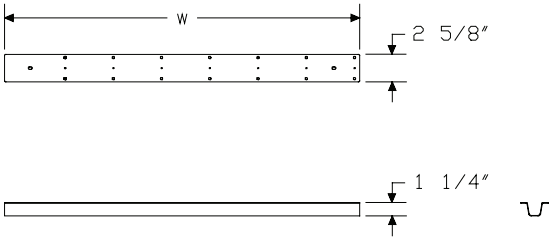
611	beige mist metallic (CP)	+\$0
613	silver (CP)	+\$0
EH	metallic bronze	+\$0
SNA	satin aluminum	+\$10
SNB	satin bronze	+\$10
SNC	satin carbon	+\$10

Stiffener

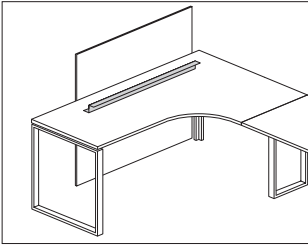
FV696.



Product Information
Description
This stiffener is used to add additional stiffness to a Canvas freestanding surface, Canvas or Ethospace® surface-attached surface, peninsula or any frame-attached surface when a center cantilever cannot be used. Attachment hardware included.
Notes
Canvas and Ethospace laminate or veneer surfaces 54" wide or wider and painted formcoat surfaces 48" wide or wider that cannot use a center cantilever require stiffener(s).
See Canvas Office Landscape® Planning Guide or Ethospace Work Surface Planning Guide for specific stiffener guidelines.
Stiffener hangs below surface and is 1 1/4" high.
Dimensions



Specification Information
Step 1.
FV696.
Step 2. Width
34 33 7/8" wide
39 38 5/8" wide
43 43 1/4" wide
48 48" wide
57 57 3/8" wide
62 62 1/8" wide
67 66 3/4" wide
71 71 1/2" wide
81 80 7/8" wide
Prices for Steps 1-2.
FV696. 34 \$101
39 \$103
43 \$103
48 \$103
57 \$103
62 \$103
67 \$103
71 \$103
81 \$103



Product Information

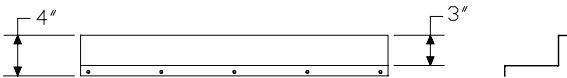
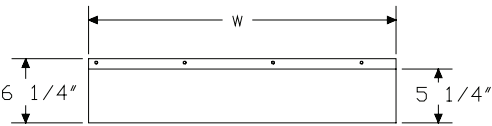
Description

This cable manager attaches beneath a surface to provide routing of cables and cords at the back edge of a desk or return. Attachment hardware included.

Notes

When using cable manager with privacy panel or screen, specify cable manager width 12" less than privacy panel or screen width.

Dimensions



Specification Information

Step 1.

FV695.

Step 2. Width

18	18" wide
24	24" wide
30	30" wide
36	36" wide
42	42" wide
48	48" wide

Prices for Steps 1-2.

FV695.	18	\$110
	24	\$116
	30	\$126
	36	\$134
	42	\$145
	48	\$158

Step 3. Surface Finish

Sand Texture Paint

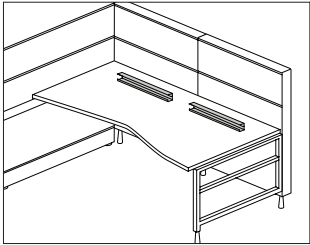
UBK	ultra black (CP)	+\$0
8Q	folkstone grey (CP)	+\$0
91	white (CP)	+\$0
98	studio white (CP)	+\$0
CL	cool grey neutral	+\$0
G1	graphite (CP)	+\$0
WL	warm stone (CP)	+\$0
WN	warm grey neutral	+\$0

Metallic Paint

611	beige mist metallic (CP)	+\$0
613	silver (CP)	+\$0
EH	metallic bronze	+\$0
SNA	satin aluminum	+\$10
SNB	satin bronze	+\$10
SNC	satin carbon	+\$10

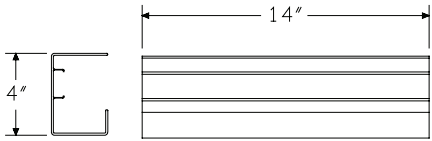
Cable Management Trough

FT199.



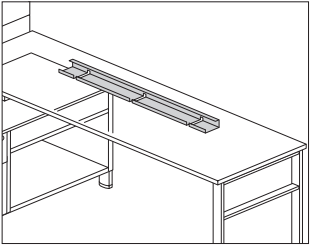
Product Information
Description
This trough attaches along the underside of a Canvas surface to hold and manage power/data cables. It includes two 14"-wide troughs. Finish is black. Attachment hardware is included.
Dimensions

Specification Information
Step 1.
FT199. \$102



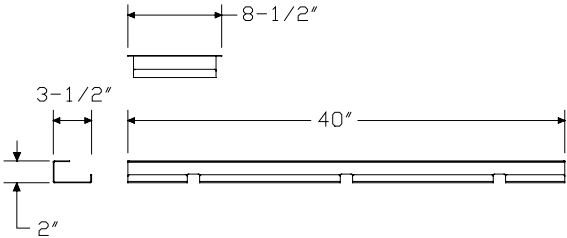
Cable Management Channel

FT19C.



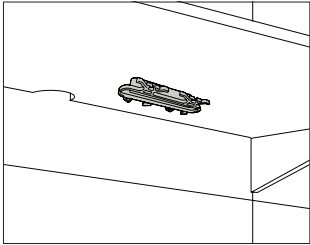
Product Information
Description
This channel attaches to the underside of a surface to hold and manage cords and cables. Attachment hardware included.
Dimensions

Specification Information
Step 1.
FT19C. A
Step 2. Width
08 8" wide A
40 40" wide A
Prices for Steps 1-2.
FT19C. 08 \$62
40 \$110



Cord Cleat

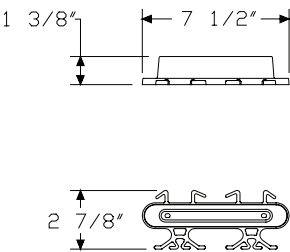
G1331.



Product Information

Description
This cleat attaches to the underside of a work surface or table to manage cords and cables. Finish is cool grey neutral. Package contains 2.

Dimensions

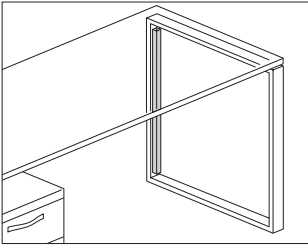


Specification Information

Step 1.
G1331. \$35

Vertical Cable Manager


FV698.



Product Information

Description
This plastic cable manager adheres with double-sided tape to a desk leg to route cords and cables from the floor to the surface. Package of 6.

Dimensions



Specification Information

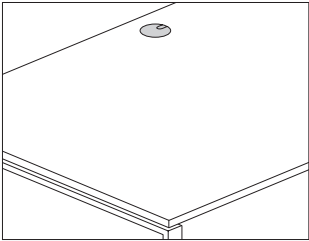
Step 1.
FV698.21 \$100

Step 2. Surface Finish

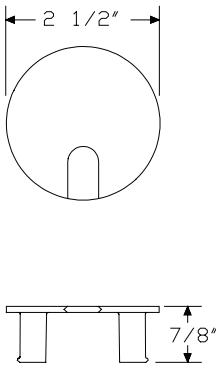
G1	graphite (CP)	+\$0
UBK	ultra black (CP)	+\$0
3G	brownstone	+\$0
8Q	folkstone grey (CP)	+\$0
91	white (CP)	+\$0
98	studio white (CP)	+\$0
CL	cool grey neutral	+\$0
WL	warm stone (CP)	+\$0
WN	warm grey neutral	+\$0

Grommet Kit, Surface

FV982.



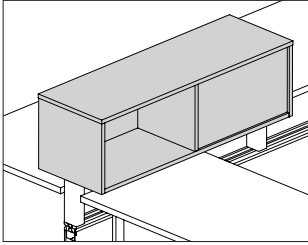
Product Information
Description
This grommet kit allows cords and cables to be routed through a surface. Includes a template for proper placement. Package of 6.
Notes
Grommet kit requires field-drilling of surface.
Dimensions



Specification Information		
Step 1.		
FV982.		\$56
Step 2. Grommet Finish		
G1	graphite (CP)	+\$0
UBK	ultra black (CP)	+\$0
8Q	folkstone grey (CP)	+\$0
91	white (CP)	+\$0
98	studio white (CP)	+\$0
CL	cool grey neutral	+\$0
LU	soft white	+\$0
WL	warm stone (CP)	+\$0
WN	warm grey neutral	+\$0

Storage Cabinet, Dock Mounted, Open

FD415.



Product Information

Description

This cabinet has a laminate or veneer surface and mounts to the top rail of a Canvas dock to provide storage on 1 or both sides.

Notes

Double-sided (D) provides storage access on both sides of the cabinet, allowing half of the storage to be accessed from each side of the dock wall.

Single-sided (S) provides storage access on 1 side only.

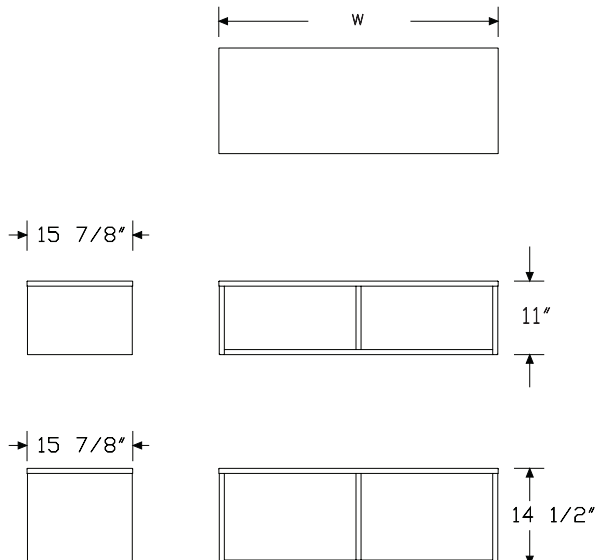
Order stanchion support for center mount (FD417.) or offset mount (FD419.) separately.

Order optional accessories separately:

- Marker board (FT492.)
- Tackboard (FT491.)

To create a perpendicular application, order perpendicular upper storage stanchion support (FD418.) and storage support leg (FD295.) separately. Storage unit must be specified as center mount (FD415.xxxxC) attachment.

Dimensions



Specification Information

Step 1.

FD415. **A**

Step 2. Height

11 11" high
15 15" high

Step 3. Width

36 36" wide
42 42" wide
48 48" wide
60 60" wide
72 72" wide

Step 4. Attachment

C center mount
F offset

Step 5. Storage Type

For center mount (C)

D double-sided
S single-sided

For offset (F)

S single-sided

Step 6. Position

For double-sided (D)

L opening left
R opening right

For single-sided (S)

S opening left and right

Step 7. Surface Material

L thermally-fused laminate

Prices for Steps 1-7.

		CDLL	CDRL	CSSL	FSSL
FD415.	11 36	\$1318	1318	1318	1318
	42	\$1434	1434	1434	1434
	48	\$1547	1547	1547	1547
	60	\$1722	1722	1722	1722
	72	\$1896	1896	1896	1896

Storage Cabinet, Dock Mounted,
Open *continued*

15 36	\$1377	1377	1377	1377
42	\$1516	1516	1516	1516
48	\$1653	1653	1653	1653
60	\$1855	1855	1855	1855
72	\$2061	2061	2061	2061

Step 8. Top/Edge Finish

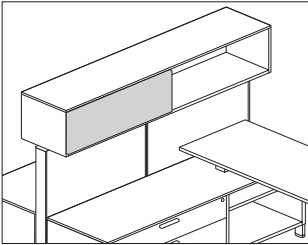
Solid-Color Laminate

8Q	folkstone grey (CP)	+\$0
91	white (CP)	+\$0
98	studio white (CP)	+\$0
CL	cool grey neutral	+\$0
LU	soft white	+\$0
WL	warm stone (CP)	+\$0
WN	warm grey neutral	+\$0
LBF	neutral twill	+\$0
LBJ	graphite twill	+\$0
LBQ	white twill	+\$0

Wood-Grain Laminate

125	natural maple (CP) <input type="checkbox"/>	+\$0
126	natural cherry (CP) <input type="checkbox"/>	+\$0
127	walnut (CP) <input type="checkbox"/>	+\$0
139	light ash (CP) <input type="checkbox"/>	+\$0
140	warm ash (CP) <input type="checkbox"/>	+\$0
76	light brown walnut	+\$0
HP	light anigre	+\$0
LBA	clear on ash (CP)	+\$0
LBR	phantom ecru	+\$0
LBS	phantom cocoa	+\$0
LBU	medium matte walnut (CP)	+\$0
LBV	warm grey teak	+\$0
LBB	oak on ash (CP)	+\$0
LBC	walnut on ash (CP)	+\$0

Tackboard, Storage Cabinet, Frame FT491. Top Mounted



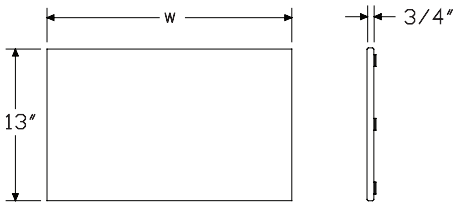
Product Information

Description
This tackboard attaches to 1 side of a double-sided frame top mounted storage cabinet to provide a tackable surface. Attachment hardware included.

Notes

Specify tackboard width $\frac{1}{2}$ the width of the storage cabinet.
Attaches to back of unit or to interior of open storage cabinet (FT415).
Tackboard accepts Customer's Own Material (COM). Yardage is estimated for directional, 54"-wide fabrics.
For tackable fabric option (T)
Width—Yardage
All widths—.61
For tackable fabric, horizontal (R)
Width—Yardage
18—.72
21—.80
24—.88
30—1.05
36—1.22
For information on multiple quantities or nondirectional fabrics, contact COM Department. See Order Information in Appendices.

Dimensions



Specification Information

Step 1.

FT491. ☐

Step 2. Width

36	16 $\frac{3}{4}$ " for 36"-wide cabinet	<input type="checkbox"/>
42	19 $\frac{3}{4}$ " for 42"-wide cabinet	<input type="checkbox"/>
48	22 $\frac{3}{4}$ " for 48"-wide cabinet	<input type="checkbox"/>
60	28 $\frac{3}{4}$ " for 60"-wide cabinet	<input type="checkbox"/>
72	34 $\frac{3}{4}$ " for 72"-wide cabinet	<input type="checkbox"/>
84	20" for 84"-wide cabinet	<input type="checkbox"/>
96	23" for 96"-wide cabinet	<input type="checkbox"/>

Step 3. Surface Material

T	tackable fabric	<input type="checkbox"/>
R	tackable fabric, horizontal	<input type="checkbox"/>

Prices for Steps 1-3.

		T	R
FT491.	36	\$187	191
	42	\$213	219
	48	\$237	244
	60	\$276	282
	72	\$315	324
	84	\$213	219
	96	\$237	244

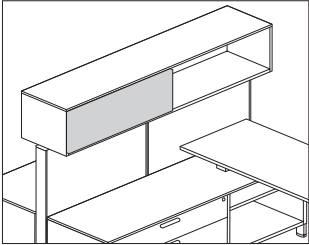
Step 4. Surface Finish

See application chart and textiles list for fabric usage and numbers. First 2 digits of number indicate fabric line; remaining digit(s) indicate fabric color.

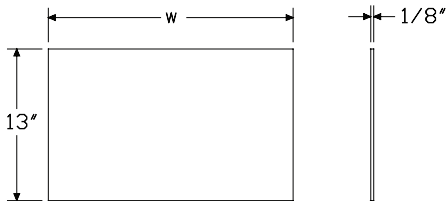
Price Category 1	+\$0
Price Category 2	+\$23
Price Category 3	+\$40
Price Category 5	+\$124
Price Category B	+\$44
Price Category C	+\$61
Price Category D	+\$77

Markerboard, Storage Cabinet, Frame
Top Mounted

FT492.



Product Information
Description
This marker board attaches to 1 side of a double-sided frame top mounted storage cabinet to provide a writing surface for dry-erase markers.
Attachment hardware included.
Notes
Specify marker board width 1/2 the width of the storage cabinet.
Attaches to back of storage unit (FT415.).
Dimensions

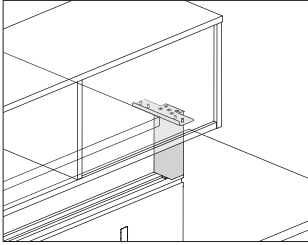


Specification Information
Step 1.
FT492. <input type="checkbox"/>
Step 2. Width
36 16 3/4" for 36"-wide cabinet <input type="checkbox"/>
42 19 3/4" for 42" -wide cabinet <input type="checkbox"/>
48 22 3/4" for 48" -wide cabinet <input type="checkbox"/>
60 28 3/4" for 60" -wide cabinet <input type="checkbox"/>
72 34 3/4" for 72" -wide cabinet <input type="checkbox"/>
84 20" for 84" -wide cabinet <input type="checkbox"/>
96 23" for 96" -wide cabinet <input type="checkbox"/>

Prices for Steps 1-2.	
FT492. 36	\$176
42	\$183
48	\$191
60	\$214
72	\$233
84	\$183
96	\$191

Upper Storage Stanchion - Center Mount

FD417.



Product Information

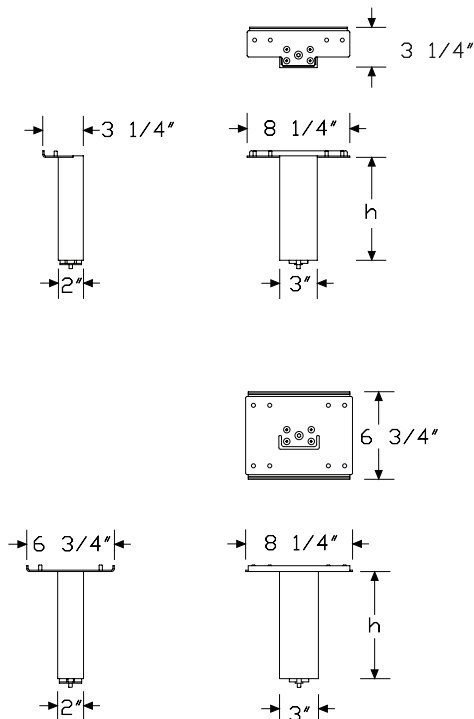
Description

This painted metal stanchion attaches 1 end of a dock mounted storage cabinet to the dock top rail in a center mounting position. It can be attached anywhere along the top rail. Package contains 1 stanchion. Attachment hardware included.

Notes

Specify shared stanchion (T) to support 2 adjacent cabinet ends.
Order single-sided or double-sided dock mounted storage cabinet (FD415.) separately.

Dimensions



Specification Information

Step 1.

FD417. **A**

Step 2. Attachment

D dock

Step 3. Height

09 9" high
16 16" high
20 20" high

Step 4. Grouping/Quantity

S single
T shared

Prices for Steps 1-4.

		S	T
FD417. D	09	\$405	405
	16	\$417	417
	20	\$432	432

Step 5. Surface Finish

Sand Texture Paint

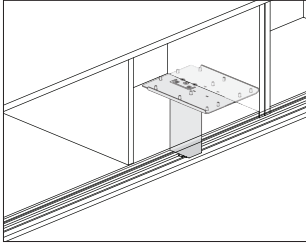
UBK	ultra black (CP) A	+\$0
8Q	folkstone grey (CP)	+\$0
91	white (CP)	+\$0
98	studio white (CP)	+\$0
CL	cool grey neutral	+\$0
G1	graphite (CP)	+\$0
WL	warm stone (CP)	+\$0
WN	warm grey neutral	+\$0

Metallic Paint

611	beige mist metallic (CP) A	+\$0
613	silver (CP) A	+\$0
EH	metallic bronze	+\$0
SNA	satin aluminum	+\$10
SNB	satin bronze	+\$10
SNC	satin carbon	+\$10

Upper Storage Stanchion - Offset Mount

FD419.



Product Information

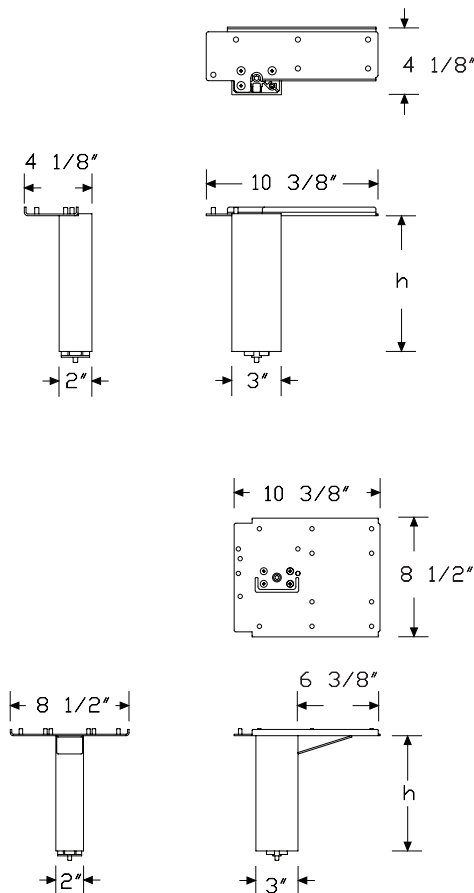
Description

This painted metal stanchion attaches 1 end of a dock mounted storage cabinet to the dock top rail in an offset mounting position. It can be attached anywhere along the top rail, and is handed. Package contains 1 stanchion. Attachment hardware included.

Notes

Specify single-shared stanchion (T) to support 2 adjacent cabinet ends.
Order single-sided or double-sided dock mounted storage cabinet (FD415.) separately.

Dimensions



Specification Information

Step 1.

FD419. [A]

Step 2. Attachment

D dock

Step 3. Height

09 9" high

16 16" high

20 20" high

Step 4. Grouping/Quantity

L single left

R single right

T single - shared

Prices for Steps 1-4.

		L	R	T
FD419. D	09	\$401	401	413
	16	\$414	414	426
	20	\$428	428	439

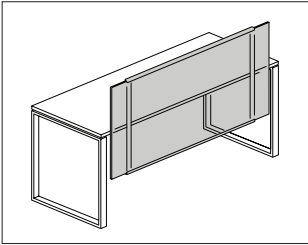
Step 5. Surface Finish

Sand Texture Paint

UBK	ultra black (CP) [A]	+\$0
8Q	folkstone grey (CP)	+\$0
91	white (CP)	+\$0
98	studio white (CP)	+\$0
CL	cool grey neutral	+\$0
G1	graphite (CP)	+\$0
WL	warm stone (CP)	+\$0
WN	warm grey neutral	+\$0

Metallic Paint

611	beige mist metallic (CP) [A]	+\$0
613	silver (CP) [A]	+\$0
EH	metallic bronze	+\$0
SNA	satin aluminum	+\$10
SNB	satin bronze	+\$10
SNC	satin carbon	+\$10



Product Information

Description

This screen attaches to a desk or return. It has a 1"-thick frame with a 1/4"-thick translucent or painted surface. Attachment hardware included.

Notes

When attaching the 12"-high screen to a basic desk or return, specify screen width 6" less than surface width.

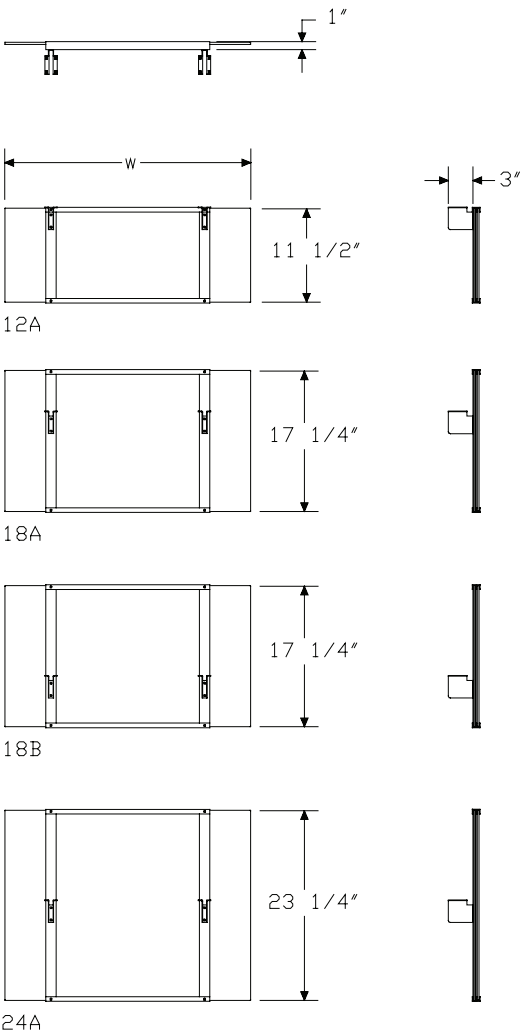
When attaching a screen of any height to a single pedestal desk or pedestal return, specify screen width 18" less than surface width. When attaching to a double pedestal desk, specify screen width 30" less than surface width.

When attached to surface, there is a 1 1/2" gap between the back edge and the screen.

For translucent plastic (A) surface material, screen frame finish is metallic silver (MS). For painted (P) surface material, screen frame finish will match bracket finish (Step 6.).

For cable management between screen and back edge of surface, specify cable manager (FV695.) separately.

Dimensions



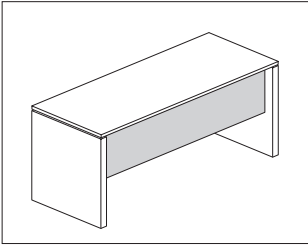
Specification Information							
Step 1.							
FV694.							
Step 2. Surface Material							
A	translucent plastic						
P	painted						
Step 3. Height							
For painted (P)							
12A	12" below work surface						
For translucent plastic (A)							
12A	12" below work surface						
18A	6" above/12" below work surface						
18B	12" above/6" below work surface						
24A	12" above/12" below work surface						
Step 4. Width							
For 12" below work surface (12A)							
30	30" wide						
36	36" wide						
42	42" wide						
48	48" wide						
54	54" wide						
60	60" wide						
66	66" wide						
72	72" wide						
For 6" above/12" below work surface (18A), 12" above/6" below work surface (18B), or 12" above/12" below work surface (24A)							
30	30" wide						
36	36" wide						
42	42" wide						
48	48" wide						
54	54" wide						
Prices for Steps 1-4.							
		30	36	42	48	54	60
FV694. A	12A	\$1012	1055	1096	1133	1177	1216
	18A	\$1066	1109	1152	1193	1234	—
	18B	\$1066	1109	1152	1193	1234	—
	24A	\$1216	1267	1312	1363	1410	—
	P 12A	\$924	958	993	1035	1069	1105

		66	72
FV694. A 12A		\$1257	1295
	P 12A	\$1141	1178

Step 5. Surface Finish		
Sand Texture Paint		
<i>For painted (P)</i>		
UBK	ultra black (CP)	+\$0
8Q	folkstone grey (CP)	+\$0
91	white (CP)	+\$0
98	studio white (CP)	+\$0
CL	cool grey neutral	+\$0
G1	graphite (CP)	+\$0
WL	warm stone (CP)	+\$0
WN	warm grey neutral	+\$0
Metallic Paint		
<i>For painted (P)</i>		
611	beige mist metallic (CP)	+\$0
613	silver (CP)	+\$0
EH	metallic bronze	+\$0
SNA	satin aluminum	+\$10
SNB	satin bronze	+\$10
SNC	satin carbon	+\$10
Translucent Plastic		
<i>For translucent plastic (A)</i>		
J9	opal frosted	+\$0
Step 6. Bracket Finish		
UBK	ultra black (CP)	+\$0
8Q	folkstone grey (CP)	+\$0
91	white (CP)	+\$0
98	studio white (CP)	+\$0
CL	cool grey neutral	+\$0
G1	graphite (CP)	+\$0
WL	warm stone (CP)	+\$0
WN	warm grey neutral	+\$0
Metallic Paint		
611	beige mist metallic (CP)	+\$0
613	silver (CP)	+\$0
EH	metallic bronze	+\$0
SNA	satin aluminum	+\$10
SNB	satin bronze	+\$10
SNC	satin carbon	+\$10

Modesty Panel

FV697.



Product Information

Description

This modesty panel attaches to a closed-leg rectangular or concave rectangular desk to provide partial- or full-height enclosure below the surface and increase stability. The panel can be mounted inset from the back edge of the desk, or flush with the back edge for knee clearance. Available in laminate or veneer. Attachment hardware included.

Notes

Modesty panel spans between 2 closed support legs (FV2E2.24, .30, or .36) and attaches to the closed support legs and underside of a surface. It does not work with shared closed support legs.

Grain direction is vertical on veneer and wood-grain laminate panel.

Wood-grain laminate option is only available in 36" - 60" widths.

Dimensions

Half Modesty Panel

Full Modesty Panel

Specification Information

Step 1.

FV697.

Step 2. Width

60	60" wide
66	66" wide
72	72" wide
84	84" wide
96	96" wide

Step 3. Modesty Panel Type

F	full modesty panel
H	half modesty panel

Step 4. Surface Material

H	high-pressure laminate with thermoplastic edge	A
L	thermally-fused laminate with thermoplastic edge	
W	veneer	A

Prices for Steps 1-4.

		H	L	W
FV697.	60 F	\$939	750	1642
	H	\$660	528	922
	66 F	\$1030	824	1798
	H	\$722	578	1022
	72 F	\$1125	900	1968
	H	\$785	629	1123
	84 F	\$1307	1046	2293
	H	\$810	648	1319
	96 F	\$1499	1200	2628
	H	\$881	667	1526

Step 5. Surface Finish

Solid-Color Laminate

For 60" wide (60) with thermally-fused laminate with thermoplastic edge (L)

8Q	folkstone grey (CP)	+\$0
91	white (CP)	+\$0
98	studio white (CP)	+\$0
CL	cool grey neutral	+\$0
LU	soft white	+\$0
WL	warm stone (CP)	+\$0
WN	warm grey neutral	+\$0

Modesty Panel *continued*

Twill Laminate

For 60" wide (60) with thermally-fused laminate with thermoplastic edge (L)

LBF	neutral twill	+\$0
LBJ	graphite twill	+\$0
LBQ	white twill	+\$0

Wood-Grain Laminate

For 60" wide (60) with thermally-fused laminate with thermoplastic edge (L)

125	natural maple (CP)	+\$0
126	natural cherry (CP)	+\$0
127	walnut (CP)	+\$0
139	light ash (CP)	+\$0
140	warm ash (CP)	+\$0
76	light brown walnut	+\$0
HP	light anigre	+\$0
LBA	clear on ash (CP)	+\$0
LBR	phantom ecru	+\$0
LBS	phantom cocoa	+\$0
LBU	medium matte walnut (CP)	+\$0
LBV	warm grey teak	+\$0
LBB	oak on ash (CP)	+\$0
LBC	walnut on ash (CP)	+\$0






Solid-Color Laminate

For 66" wide (66), 72" wide (72), 84" wide (84), or 96" wide (96) with thermally-fused laminate with thermoplastic edge (L)








8Q	folkstone grey (CP)	+\$0
91	white (CP)	+\$0
98	studio white (CP)	+\$0
CL	cool grey neutral	+\$0
LU	soft white	+\$0
WL	warm stone (CP)	+\$0
WN	warm grey neutral	+\$0

Wood Veneer

For veneer (W)

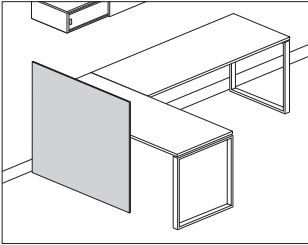
2U	light brown walnut 	+\$50
40	dark brown walnut	+\$50
CHD	noble cherry	+\$50
ET	clear on ash 	+\$50
EU	oak on ash 	+\$50
EV	walnut on ash 	+\$50
EW	medium matte walnut	+\$50
UL	natural maple 	+\$50
WHN	natural white oak	+\$50

For 60" wide (60) with high-pressure laminate with thermoplastic edge (H)

125	natural maple (CP) 	+\$0
126	natural cherry (CP) 	+\$0
127	walnut (CP) 	+\$0
139	light ash (CP) 	+\$0
140	warm ash (CP) 	+\$0
76	light brown walnut	+\$0
8Q	folkstone grey (CP)	+\$0
91	white (CP)	+\$0
98	studio white (CP)	+\$0
CL	cool grey neutral	+\$0
HF	inner tone light	+\$0
HP	light anigre	+\$0
LBA	clear on ash (CP)	+\$0
LBB	oak on ash (CP)	+\$0
LBC	walnut on ash (CP)	+\$0
LBF	neutral twill	+\$0
LBJ	graphite twill	+\$0
LBQ	white twill	+\$0
LBR	phantom ecru 	+\$0
LBS	phantom cocoa 	+\$0
LBU	medium matte walnut (CP) 	+\$0
LBV	warm grey teak 	+\$0
LT	light tone	+\$0
LU	soft white	+\$0
UBK	ultra black (CP) 	+\$0
WL	warm stone (CP)	+\$0
WN	warm grey neutral	+\$0

For 66" wide (66), 72" wide (72), 84" wide (84), or 96" wide (96) with high-pressure laminate with thermoplastic edge (H)

UBK	ultra black (CP)	+\$0
8Q	folkstone grey (CP)	+\$0
91	white (CP)	+\$0
98	studio white (CP)	+\$0
CL	cool grey neutral	+\$0
HF	inner tone light	+\$0
LT	light tone	+\$0
LU	soft white	+\$0
WL	warm stone (CP)	+\$0
WN	warm grey neutral	+\$0



Product Information

Description

This panel stands on the floor and attaches to a desk or return to provide partial- or full-width privacy. It is 3/4" thick, has a laminate or veneer surface, and includes leveling glides. Attachment hardware included.

Notes

For additional product options, see Vary Easy Program in Appendices.

Grain direction is vertical on veneer and wood-grain laminate panel.

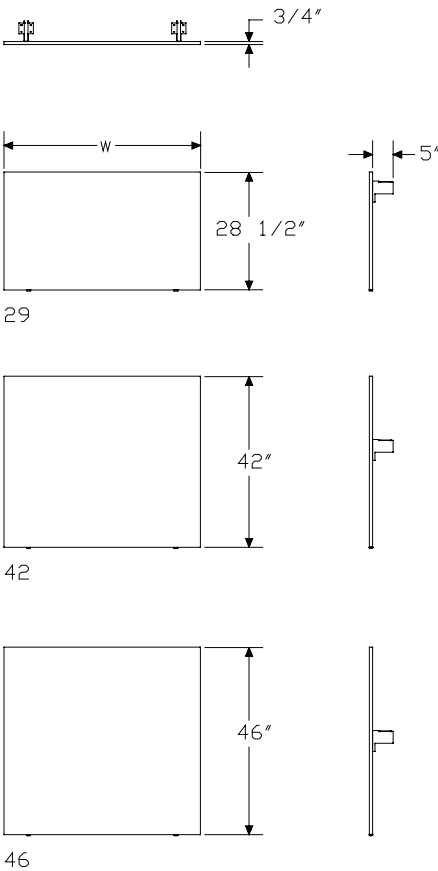
29"-high panel provides modesty from the floor to the surface. 42"- and 46"-high panels rise above the surface for visual privacy.

When attached to surface, there is a 1 1/2" gap between the back edge and the panel.

Wood-grain laminate option is only available in 33" - 60" widths. Specify 2 panels to match the width of surfaces wider than 60".

For cable management between privacy panel and back edge of surface, specify cable manager (FV695.) separately.

Dimensions



Specification Information
Step 1.
FV693.
Step 2. Height

29	29" high
42	42" high
46	46" high

Step 3. Width
For 29" high (29)

33	33" wide
36	36" wide
48	48" wide
54	54" wide
60	60" wide
66	66" wide
72	72" wide
84	84" wide

For 42" high (42) or 46" high (46)

48	48" wide
54	54" wide
60	60" wide
72	72" wide

Step 4. Surface Material

L	high-pressure laminate
W	veneer A

Prices for Steps 1-4.

		L	W
FV693. 29	33	\$419	905
	36	\$454	986
	48	\$601	1314
	54	\$674	1473
	60	\$750	1642
	66	\$824	1798
	72	\$900	1968
	84	\$1046	2293
	42 48	\$727	1733
	54	\$816	1948
	60	\$905	2169
	72	\$1087	2602

46 48	\$762	1812
54	\$860	2047
60	\$953	2272
72	\$1139	2720

Step 5. Surface Finish

Solid-Color Laminate

For 33" wide (33), 36" wide (36), 48" wide (48), 54" wide (54), or 60" wide (60) with high-pressure laminate (L)

8Q	folkstone grey (CP)	+\$0
91	white (CP)	+\$0
98	studio white (CP)	+\$0
CL	cool grey neutral	+\$0
LU	soft white	+\$0
WL	warm stone (CP)	+\$0
WN	warm grey neutral	+\$0

Twill Laminate

For 33" wide (33), 36" wide (36), 48" wide (48), 54" wide (54), or 60" wide (60) with high-pressure laminate (L)

LBF	neutral twill	+\$0
LBJ	graphite twill	+\$0
LBQ	white twill	+\$0

Wood-Grain Laminate

For 33" wide (33), 36" wide (36), 48" wide (48), 54" wide (54), or 60" wide (60) with high-pressure laminate (L)

125	natural maple (CP)	+\$0
126	natural cherry (CP)	+\$0
127	walnut (CP)	+\$0
139	light ash (CP)	+\$0
140	warm ash (CP)	+\$0
76	light brown walnut	+\$0
HP	light anigre	+\$0
LBA	clear on ash (CP)	+\$0
LBR	phantom ecru	+\$0
LBS	phantom cocoa	+\$0
LBU	medium matte walnut (CP)	+\$0
LBV	warm grey teak	+\$0
LBB	oak on ash (CP)	+\$0
LBC	walnut on ash (CP)	+\$0

Solid-Color Laminate

For 66" wide (66), 72" wide (72), or 84" wide (84) with high-pressure laminate
(L)

8Q	folkstone grey (CP)	+\$0
91	white (CP)	+\$0
98	studio white (CP)	+\$0
CL	cool grey neutral	+\$0
LU	soft white	+\$0
WL	warm stone (CP)	+\$0
WN	warm grey neutral	+\$0

Wood Veneer

For veneer (W)

2U	light brown walnut A	+\$85
40	dark brown walnut	+\$85
CHD	noble cherry	+\$85
ET	clear on ash A	+\$85
EU	oak on ash A	+\$85
EV	walnut on ash A	+\$85
EW	medium matte walnut	+\$85
UL	natural maple A	+\$85
WHN	natural white oak	+\$85

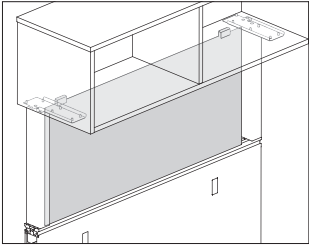
Step 6. Support Finish

Metallic Paint

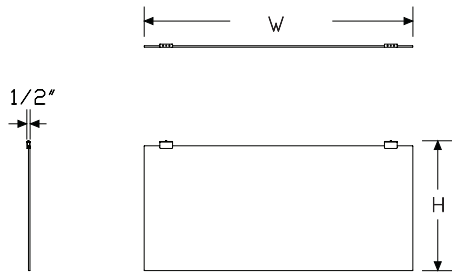
611	beige mist metallic (CP)	+\$0
613	silver (CP)	+\$0
EH	metallic bronze	+\$0
SNA	satin aluminum	+\$10
SNB	satin bronze	+\$10
SNC	satin carbon	+\$10

Sand Texture Paint

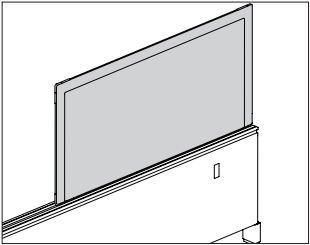
UBK	ultra black (CP)	+\$0
8Q	folkstone grey (CP)	+\$0
91	white (CP)	+\$0
98	studio white (CP)	+\$0
CL	cool grey neutral	+\$0
G1	graphite (CP)	+\$0
WL	warm stone (CP)	+\$0
WN	warm grey neutral	+\$0



Product Information
Description
This acrylic infill fits between 2 stanchions below a dock mounted storage cabinet.
Notes
Infill is used between single or shared stanchions.
Specify infill width to match the width of storage cabinet (FD415).
An opening is created between infill and stanchion at each end of infill.
• Single stanchion at each end, openings are 3/4"
• Single stanchion at 1 end and shared stanchion at 1 end, openings are 1 1/4"
• Shared stanchion at each end, openings are 1 3/4"
Dimensions



Specification Information						
Step 1.						
FD430. A						
Step 2. Type						
A	acrylic					
Step 3. Height						
16	16" high for overhead storage at 53" high					
20	20" high for overhead storage at 57" high					
Step 4. Width						
36	36" wide					
42	42" wide					
48	48" wide					
60	60" wide					
72	72" wide					
Prices for Steps 1-4.						
		36	42	48	60	72
FD430. A	16	\$646	677	700	740	809
	20	\$659	686	713	754	821
Step 5. Infill Finish						
TR	clear					+\$0
J9	opal frosted					+\$50
Step 6. Attachment Bracket Finish						
613	silver (CP)	A				+\$0
SNA	satin aluminum					+\$10
SNB	satin bronze					+\$10
SNC	satin carbon					+\$10



Product Information

Description

This tackable fabric screen attaches anywhere along the top rail of the 22" high Canvas dock to extend the overall height and to provide boundary with a tackable surface. Attachment hardware included.

Notes

Screen accepts Customer's Own Material (COM). Yardage is estimated for nondirectional 54"-wide fabrics.

For vertical fabric direction (T):

Height—Yardage

20—1.58

24—1.84

31—2.27

35—2.53

For horizontal fabric direction (R), for 20" high and 24" high:

Width—Yardage

24—0.95

36—1.32

42—1.51

48—1.71

60—2.07

72—2.46

For horizontal fabric direction (R), for 31" high and 35" high:

Width—Yardage

24—1.90

36—2.66

42—3.02

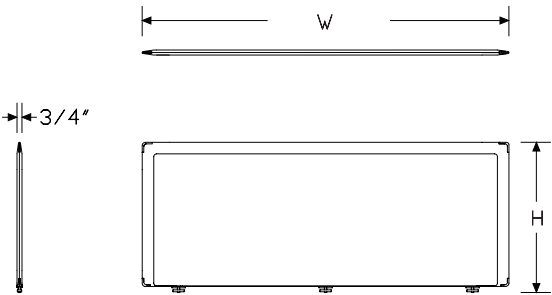
48—3.41

60—4.17

72—4.92

For information on multiple quantities or directional fabrics, contact COM Department. See Order Information in Appendices.

Dimensions



Specification Information
Step 1.
FD115. A
Step 2. Type
F fabric

Step 3. Height

20 20" high (to reach datum of 42"H)
24 24" high (to reach datum of 46"H)
31 31" high (to reach datum of 53"H)
35 35" high (to reach datum of 57"H)

Step 4. Width

24 24" wide
36 36" wide
42 42" wide
48 48" wide
60 60" wide
72 72" wide

Step 5. Surface Material
For 24" wide (24), 36" wide (36), 42" wide (42), or 48" wide (48)

T tackable fabric
R tackable fabric, horizontal

For 60" wide (60) or 72" wide (72)

R tackable fabric, horizontal

Prices for Steps 1-5.

		24T	24R	36T	36R	42T	42R
FD115. F	20	\$970	970	1098	1098	1227	1227
	24	\$1035	1035	1163	1163	1292	1292
	31	\$1292	1292	1420	1420	1549	1549
	35	\$1420	1420	1549	1549	1678	1678
				48T	48R	60R	72R
FD115. F	20			\$1357	1357	1549	1678
	24			\$1420	1420	1614	1741
	31			\$1678	1678	1870	2000
	35			\$1805	1805	2000	2128

Step 6. Fabric
For 20" high (to reach datum of 42"H) (20) with 24" wide (24)

Price Category 1	+\$0
Price Category 2	+\$16
Price Category 3	+\$37
Price Category 5	+\$0
Price Category B	+\$72
Price Category C	+\$98

For 20" high (to reach datum of 42"H) (20) with 36" wide (36)

Price Category 1	+\$0
Price Category 2	+\$22
Price Category 3	+\$52
Price Category 5	+\$0
Price Category B	+\$100
Price Category C	+\$136

For 20" high (to reach datum of 42"H) (20) with 42" wide (42)

Price Category 1	+\$0
Price Category 2	+\$24
Price Category 3	+\$59
Price Category 5	+\$0
Price Category B	+\$114
Price Category C	+\$155

For 20" high (to reach datum of 42"H) (20) with 48" wide (48)

Price Category 1	+\$0
Price Category 2	+\$28
Price Category 3	+\$66
Price Category 5	+\$0
Price Category B	+\$128
Price Category C	+\$175

For 20" high (to reach datum of 42"H) (20) with 60" wide (60)

Price Category 1	+\$0
Price Category 2	+\$34
Price Category 3	+\$80
Price Category 5	+\$0
Price Category B	+\$156
Price Category C	+\$212

Pari Screen, Dock Mounted *continued*

<i>For 20" high (to reach datum of 42"H) (20) with 72" wide (72)</i>	
Price Category 1	+\$0
Price Category 2	+\$40
Price Category 3	+\$96
Price Category 5	+\$0
Price Category B	+\$185
Price Category C	+\$252

<i>For 24" high (to reach datum of 46"H) (24) with 24" wide (24)</i>	
Price Category 1	+\$0
Price Category 2	+\$16
Price Category 3	+\$37
Price Category 5	+\$0
Price Category B	+\$72
Price Category C	+\$98

<i>For 24" high (to reach datum of 46"H) (24) with 36" wide (36)</i>	
Price Category 1	+\$0
Price Category 2	+\$22
Price Category 3	+\$52
Price Category 5	+\$0
Price Category B	+\$100
Price Category C	+\$136

<i>For 24" high (to reach datum of 46"H) (24) with 42" wide (42)</i>	
Price Category 1	+\$0
Price Category 2	+\$24
Price Category 3	+\$59
Price Category 5	+\$0
Price Category B	+\$114
Price Category C	+\$155

<i>For 24" high (to reach datum of 46"H) (24) with 48" wide (48)</i>	
Price Category 1	+\$0
Price Category 2	+\$28
Price Category 3	+\$66
Price Category 5	+\$0
Price Category B	+\$128
Price Category C	+\$175

<i>For 24" high (to reach datum of 46"H) (24) with 60" wide (60)</i>	
Price Category 1	+\$0
Price Category 2	+\$34
Price Category 3	+\$80
Price Category 5	+\$0
Price Category B	+\$156
Price Category C	+\$212

<i>For 24" high (to reach datum of 46"H) (24) with 72" wide (72)</i>	
Price Category 1	+\$0
Price Category 2	+\$40
Price Category 3	+\$96
Price Category 5	+\$0
Price Category B	+\$185
Price Category C	+\$252

<i>For 31" high (to reach datum of 53"H) (31) with 24" wide (24)</i>	
Price Category 1	+\$0
Price Category 2	+\$31
Price Category 3	+\$73
Price Category 5	+\$0
Price Category B	+\$143
Price Category C	+\$194

<i>For 31" high (to reach datum of 53"H) (31) with 36" wide (36)</i>	
Price Category 1	+\$0
Price Category 2	+\$43
Price Category 3	+\$103
Price Category 5	+\$0
Price Category B	+\$200
Price Category C	+\$272

<i>For 31" high (to reach datum of 53"H) (31) with 42" wide (42)</i>	
Price Category 1	+\$0
Price Category 2	+\$49
Price Category 3	+\$118
Price Category 5	+\$0
Price Category B	+\$227
Price Category C	+\$310

<i>For 31" high (to reach datum of 53"H) (31) with 48" wide (48)</i>	
Price Category 1	+\$0
Price Category 2	+\$55
Price Category 3	+\$132
Price Category 5	+\$0
Price Category B	+\$257
Price Category C	+\$349

<i>For 31" high (to reach datum of 53"H) (31) with 60" wide (60)</i>	
Price Category 1	+\$0
Price Category 2	+\$68
Price Category 3	+\$162
Price Category 5	+\$0
Price Category B	+\$313
Price Category C	+\$427

Pari Screen, Dock Mounted *continued*

For 31" high (to reach datum of 53"H) (31) with 72" wide (72)

Price Category 1	+\$0
Price Category 2	+\$80
Price Category 3	+\$191
Price Category 5	+\$0
Price Category B	+\$370
Price Category C	+\$504

For 35" high (to reach datum of 57"H) (35) with 24" wide (24)

Price Category 1	+\$0
Price Category 2	+\$31
Price Category 3	+\$73
Price Category 5	+\$0
Price Category C	+\$194

For 35" high (to reach datum of 57"H) (35) with 36" wide (36)

Price Category 1	+\$0
Price Category 2	+\$43
Price Category 3	+\$103
Price Category 5	+\$0
Price Category B	+\$200
Price Category C	+\$272

For 35" high (to reach datum of 57"H) (35) with 42" wide (42)

Price Category 1	+\$0
Price Category 2	+\$49
Price Category 3	+\$118
Price Category 5	+\$0
Price Category B	+\$227
Price Category C	+\$310

For 35" high (to reach datum of 57"H) (35) with 48" wide (48)

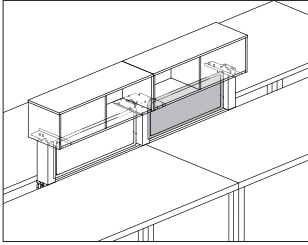
Price Category 1	+\$0
Price Category 2	+\$55
Price Category 3	+\$132
Price Category 5	+\$0
Price Category B	+\$257
Price Category C	+\$349

For 35" high (to reach datum of 57"H) (35) with 60" wide (60)

Price Category 1	+\$0
Price Category 2	+\$68
Price Category 3	+\$162
Price Category 5	+\$0
Price Category B	+\$313
Price Category C	+\$427

For 35" high (to reach datum of 57"H) (35) with 72" wide (72)

Price Category 1	+\$0
Price Category 2	+\$80
Price Category 3	+\$191
Price Category 5	+\$0
Price Category B	+\$370
Price Category C	+\$504



Product Information

Description

This tackable fabric screen fits between 2 stanchions below a dock mounted storage cabinet. Attachment hardware included.

Notes

Fabric infill is used between single or shared stanchions.

Fabric infill can be installed and removed with storage cabinet (FD415.) installed.

Specify fabric infill width to match the width of storage cabinet (FD415.).

An opening is created between infill and stanchion at each end of infill.

- Single stanchion at each end, openings are $\frac{3}{4}$ "
- Single stanchion at 1 end and shared stanchion at 1 end, openings are $1\frac{1}{4}$ "
- Shared stanchion at each end, openings are $1\frac{3}{4}$ "

Screen accepts Customer's Own Material (COM). Yardage is estimated for nondirectional 54"-wide fabrics.

For vertical fabric direction (T):

Height—Yardage

16—1.30

20—1.53

For horizontal fabric direction (R):

Width—Yardage

36—1.17

42—1.36

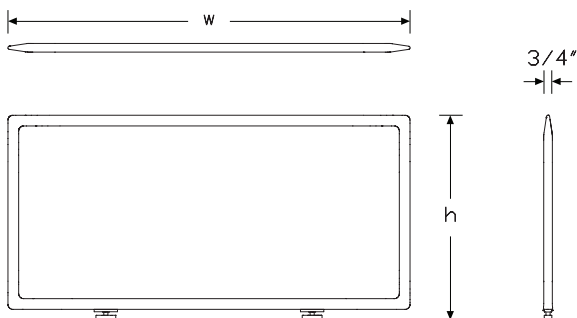
48—1.53

60—1.92

72—2.29

For information on multiple quantities or directional fabrics, contact COM Department. See Order Information in Appendices.

Dimensions



Specification Information

Step 1.

FD435. A

Step 2. Height

16 16" high for overhead storage at 53" high

20 20" high for overhead storage at 57" high

Step 3. Width

36 36" wide

42 42" wide

48 48" wide

60 60" wide

72 72" wide

Step 4. Surface Material

For 36" wide (36), 42" wide (42), or 48" wide (48)

R tackable fabric, horizontal

T tackable fabric

For 60" wide (60) or 72" wide (72)

R tackable fabric, horizontal

Prices for Steps 1-4.

		R	T
FD435. 16	36	\$1145	1145
	42	\$1288	1288
	48	\$1429	1429
	60	\$1503	—
	72	\$1571	—
20	36	\$1214	1214
	42	\$1358	1358
	48	\$1503	1503
	60	\$1712	—
	72	\$1787	—

Step 5. Fabric

For 36" wide (36), 42" wide (42), or 48" wide (48)

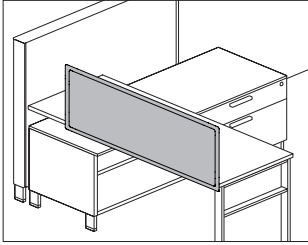
Price Category 1	+\$0
Price Category 2	+\$22
Price Category 3	+\$50
Price Category 5	+\$0
Price Category B	+\$113
Price Category C	+\$127

Pari Screen, Stanchion Infill Fabric

continued

For 60" wide (60) or 72" wide (72)

Price Category 1	+\$0
Price Category 2	+\$37
Price Category 3	+\$88
Price Category 5	+\$0
Price Category B	+\$149
Price Category C	+\$223



Product Information

Description

This tackable fabric screen attaches to a Canvas work surface to provide boundary with a tackable surface. Attachment hardware included.

Notes

Screen widths are actual dimensions, and extend to the end of Canvas work surfaces.

Screen extends 4" below surface to hide attachment hardware.

Screen can be flush with back edge of surface, or provide a 1" gap.

Screens 48" wide and wider include an additional 1"-wide center mounting bracket.

Screen accepts Customer's Own Material (COM). Yardage is estimated for nondirectional 54"-wide fabrics.

For vertical fabric direction (T):

Height—Yardage

42—1.49

46—1.73

53—2.18

For horizontal fabric direction (R):

Width—Yardage

40—1.34

42—1.51

46—1.62

48—1.71

52—1.81

54—1.90

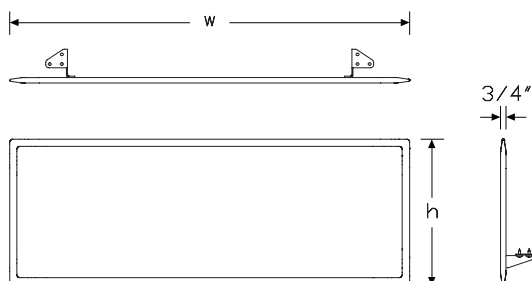
60—2.07

66—2.27

72—2.46

For information on multiple quantities or directional fabrics, contact COM Department. See Order Information in Appendices.

Dimensions



Specification Information

Step 1.

FT351. A

Step 2. Attachment

C Canvas surface attached A

Step 3. Height

42 42" high A

46 46" high A

53 53" high A

Step 4. Width

40 39½" wide A

42 42" wide A

46 45½" wide A

48 48" wide A

52 51½" wide A

54 54" wide A

60 60" wide A

66 66" wide A

72 72" wide A

Step 5. Surface Material

For 39½" wide (40), 42" wide (42), 45½" wide (46), or 48" wide (48)

R tackable fabric, horizontal A

T tackable fabric A

For 51½" wide (52)

R tackable fabric, horizontal A

For 54" wide (54), 60" wide (60), 66" wide (66), or 72" wide (72)

R tackable fabric, horizontal A

Prices for Steps 1-5.

		40R	40T	42R	42T	46R	46T
FT351. C	42	\$984	984	1019	1019	1032	1032
	46	\$1064	1064	1104	1104	1157	1157
	53	\$1287	1287	1390	1390	1449	1449
		48R	48T	52R	54R	60R	66R
FT351. C	42	\$1050	1050	1136	1163	1242	1331
	46	\$1217	1217	1299	1331	1428	1505
	53	\$1465	1465	1530	1549	1576	1621

Pari Screen, Surface Attached

continued

	72R
FT351. C 42	\$1402
46	\$1563
53	\$1651

Step 6. Bracket Finish

G1	graphite (CP)	A	+\$0
----	---------------	---	------

Step 7. Fabric

For 39½" wide (40), 42" wide (42), 45½" wide (46), or 48" wide (48)

Price Category 1	A	+\$0
Price Category 2	A	+\$28
Price Category 3	A	+\$65
Price Category 5	A	+\$0
Price Category B	A	+\$136
Price Category C	A	+\$167

For 51½" wide (52), 54" wide (54), or 60" wide (60)

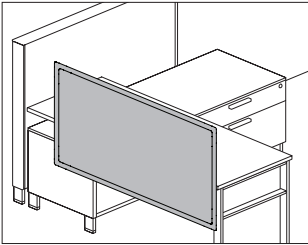
Price Category 1	A	+\$0
Price Category 2	A	+\$32
Price Category 3	A	+\$78
Price Category 5	A	+\$0
Price Category B	A	+\$160
Price Category C	A	+\$234

For 66" wide (66) or 72" wide (72)

Price Category 1	A	+\$0
Price Category 2	A	+\$40
Price Category 3	A	+\$94
Price Category 5	A	+\$0
Price Category B	A	+\$190
Price Category C	A	+\$234

Pari Screen, Surface Attached with Modesty

FT353.



Product Information

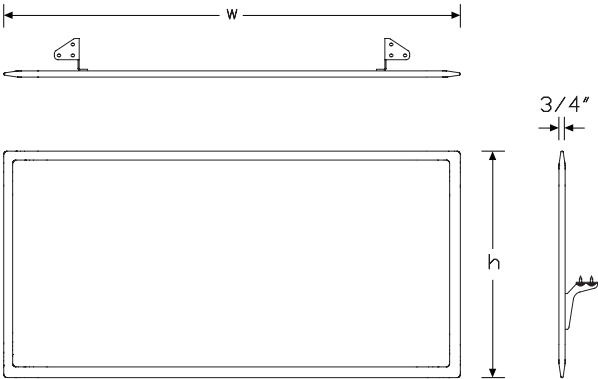
Description

This tackable fabric screen attaches to a Canvas work surface to provide boundary and modesty with a tackable surface. An optional cable management trough is available. Trough finish is graphite. Attachment hardware included.

Notes

- Screen widths are actual dimensions, and extend to the end of Canvas work surfaces.
- Screen extends 10" below surface for modesty.
- Screen can be flush with back edge of surface, or provide a 1" gap.
- Screens 48" wide and wider include an additional 1"-wide center mounting bracket.
- Screen accepts Customer's Own Material (COM). Yardage is estimated for nondirectional 54"-wide fabrics.
- For vertical fabric direction (T):
 - Height—Yardage
 - 42—1.90
 - 46—2.14
 - 53—2.59
 - For horizontal fabric direction (R):
 - Width—Yardage
 - 40—2.87
 - 42—3.02
 - 46—3.22
 - 48—3.41
 - 52—3.63
 - 54—3.78
 - 60—4.17
 - 66—4.54
 - 72—4.92- For information on multiple quantities or directional fabrics, contact COM Department. See Order Information in Appendices.

Dimensions



Pari Screen, Surface Attached with Modesty *continued*

Specification Information

Step 1.

FT353. ☐ A

Step 2. Attachment

C Canvas surface attached ☐ A

Step 3. Height

A42 42" high/10" below surface ☐ A

A46 46" high/10" below surface ☐ A

A53 53" high/10" below surface ☐ A

Step 4. Width

40 39½" wide ☐ A

42 42" wide ☐ A

46 45½" wide ☐ A

48 48" wide ☐ A

52 51½" wide ☐ A

54 54" wide ☐ A

60 60" wide ☐ A

66 66" wide ☐ A

72 72" wide ☐ A

Step 5. Surface Material

For 39½" wide (40), 42" wide (42), 45½" wide (46), or 48" wide (48)

R tackable fabric, horizontal ☐ A

T tackable fabric ☐ A

For 51½" wide (52)

R tackable fabric, horizontal ☐ A

For 54" wide (54), 60" wide (60), 66" wide (66), or 72" wide (72)

R tackable fabric, horizontal ☐ A

Prices for Steps 1-5.

		40R	40T	42R	42T	46R	46T
FT353. C	A42	\$1121	1121	1157	1157	1275	1275
	A46	\$1287	1287	1359	1359	1415	1415
	A53	\$1480	1480	1505	1505	1602	1602
		48R	48T	52R	54R	60R	66R
FT353. C	A42	\$1287	1287	1417	1449	1480	1595
	A46	\$1460	1460	1516	1530	1621	1703
	A53	\$1621	1621	1657	1678	1735	1883

72R

FT353. C	A42	\$1639
	A46	\$1743
	A53	\$1917

Step 6. Cable Trough

NC no cable way ☐ A +\$0

CW cable way ☐ A +\$25

Step 7. Cable Trough Finish

G1 graphite (CP) ☐ A +\$0

Step 8. Bracket Finish

G1 graphite (CP) ☐ A +\$0

Step 9. Fabric

For 39½" wide (40), 42" wide (42), 45½" wide (46), or 48" wide (48)

Price Category 1 ☐ A +\$0

Price Category 2 ☐ A +\$43

Price Category 3 ☐ A +\$103

Price Category 5 ☐ A +\$0

Price Category B ☐ A +\$244

Price Category C ☐ A +\$336

For 51½" wide (52), 54" wide (54), or 60" wide (60)

Price Category 1 ☐ A +\$0

Price Category 2 ☐ A +\$62

Price Category 3 ☐ A +\$148

Price Category 5 ☐ A +\$0

Price Category B ☐ A +\$322

Price Category C ☐ A +\$436

For 66" wide (66) or 72" wide (72)

Price Category 1 ☐ A +\$0

Price Category 2 ☐ A +\$77

Price Category 3 ☐ A +\$185

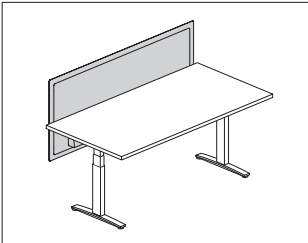
Price Category 5 ☐ A +\$0

Price Category B ☐ A +\$378

Price Category C ☐ A +\$436

Pari Screen, Height Adjustable
Tables

Y1116.



Product Information
<p>Description</p> <p>This screen attaches to an individual height adjustable work surface. It has an all-fabric, tackable surface with frameless design, and comes in privacy and modesty sizes. Attachment hardware included.</p>
<p>Notes</p> <p>Privacy and modesty panel actual width is 2" less than specified width.</p> <p>Privacy screen (A) top edge aligns with the 42" high Canvas datum line; bottom edge is 4" below work surface.</p> <p>Privacy & modesty screen (B) top edge aligns with the 42" high Canvas datum line; bottom edge is 10" below work surface.</p> <p>Privacy screen (C) top edge aligns with the 46" high Canvas datum line; bottom edge is 4" below work surface.</p> <p>Privacy & modesty screen (D) top edge aligns with the 46" high Canvas datum line; bottom edge is 10" below work surface.</p> <p>Privacy screen (E) top edge aligns with the 53" high Canvas datum line; bottom edge is 4" below work surface.</p> <p>Privacy & modesty screen (F) top edge aligns with the 53" high Canvas datum line; bottom edge is 10" below work surface.</p> <p>Screens 54" wide and wider include an additional 1"-wide center mounting bracket.</p> <p>Recommended mounting creates a 1" gap between back edge of surface and the screen to accommodate cable routing and the attachment or clamp-mounting of other hardware to the surface.</p> <p>Optional cable management trough is only available when specifying privacy & modesty height option (B). Trough finish is graphite.</p> <p>Attachment brackets are inset from edge of screen by approximately 8" and require 2½" of work surface for attachment.</p> <p>Attachment bracket finish is painted graphite.</p> <p>Screen accepts Customer's Own Material (COM). Yardage is estimated for nondirectional 54"-wide fabrics.</p> <p>For vertical fabric direction (T):</p> <p>Height—Yardage</p> <p>A—1.51</p> <p>B—1.89</p> <p>C—1.76</p> <p>D—2.14</p> <p>E—2.21</p> <p>F—2.58</p>

For horizontal fabric direction (R):
Width—Yardage
For heights A/B:
24—0.88
30—1.07
36—1.26
42—1.45
48—1.64
54—1.83
60—2.02
66—2.21
72—2.39
For heights C/D/E/F:
24—1.76
30—2.14
36—2.52
42—2.90
48—3.28
54—3.65
60—4.03
66—4.41
72—4.79
For information on multiple quantities or directional fabrics, contact COM Department. See Order Information in Appendices.
MicrobeCare™ is an antimicrobial coating applied to the fabric surface of this product.
MicrobeCare™ protects products from mold, mildew, algae, and bacteria that cause deterioration, discoloration, odors, and stains.
MicrobeCare™ is registered with the US Environmental Protection Agency (EPA).

Dimensions

Pari Screen, Height Adjustable

Tables *continued*

Specification Information

Step 1.

Y1116. ☐

Step 2. Height

- A privacy (42" high) ☐
- B privacy & modesty (42" high/10" below surface) ☐
- C privacy (46" high) ☐
- D privacy & modesty (46" high/10" below surface) ☐
- E privacy (53" high) ☐
- F privacy & modesty (53" high/10" below surface) ☐

Step 3. Width

- 24 24" wide ☐
- 30 30" wide ☐
- 36 36" wide ☐
- 42 42" wide ☐
- 48 48" wide ☐
- 54 54" wide ☐
- 60 60" wide ☐
- 66 66" wide ☐
- 72 72" wide ☐

Step 4. Surface Material

For 24" wide (24), 30" wide (30), 36" wide (36), 42" wide (42), or 48" wide (48)

- R tackable fabric, horizontal ☐
- T tackable fabric ☐
- D tackable fabric, horizontal with MicrobeCare™ ☐
- E tackable fabric with MicrobeCare™ ☐

For 54" wide (54), 60" wide (60), 66" wide (66), or 72" wide (72)

- R tackable fabric, horizontal ☐
- D tackable fabric, horizontal with MicrobeCare™ ☐

Prices for Steps 1-4.

	R	T	D	E
Y1116. A 24	\$556	556	625	625
30	\$645	645	712	712
36	\$670	670	738	738
42	\$710	710	779	779
48	\$736	736	805	805
54	\$808	—	876	—
60	\$868	—	937	—
66	\$927	—	998	—
72	\$979	—	1046	—

B 24	\$671	671	739	739
30	\$719	719	786	786
36	\$765	765	832	832
42	\$808	808	876	876
48	\$897	897	965	965
54	\$1009	—	1077	—
60	\$1035	—	1103	—
66	\$1113	—	1182	—
72	\$1141	—	1210	—
C 24	\$632	632	700	700
30	\$676	676	744	744
36	\$724	724	792	792
42	\$768	768	836	836
48	\$848	848	915	915
54	\$933	—	1000	—
60	\$1039	—	1107	—
66	\$1089	—	1157	—
72	\$1133	—	1200	—
D 24	\$812	812	879	879
30	\$855	855	923	923
36	\$901	901	969	969
42	\$946	946	1014	1014
48	\$1017	1017	1087	1087
54	\$1067	—	1135	—
60	\$1130	—	1198	—
66	\$1187	—	1255	—
72	\$1218	—	1285	—
E 24	\$831	831	899	899
30	\$876	876	944	944
36	\$921	921	988	988
42	\$993	993	1062	1062
48	\$1022	1022	1091	1091
54	\$1080	—	1150	—
60	\$1102	—	1171	—
66	\$1129	—	1197	—
72	\$1155	—	1223	—
F 24	\$915	915	983	983
30	\$959	959	1028	1028
36	\$1006	1006	1074	1074
42	\$1051	1051	1119	1119
48	\$1131	1131	1199	1199
54	\$1171	—	1238	—
60	\$1214	—	1282	—
66	\$1313	—	1380	—
72	\$1338	—	1406	—

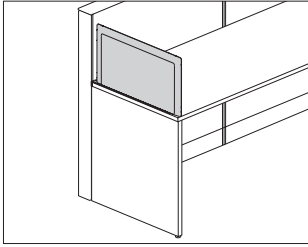
Canvas Office Landscape® Screens

Pari Screen, Height Adjustable

Tables *continued*

Step 5. Cable Trough		
<i>For privacy & modesty (42" high/10" below surface) (B), privacy & modesty (46" high/10" below surface) (D), or privacy & modesty (53" high/10" below surface) (F)</i>		
NC	no cable way <input type="checkbox"/>	+\$0
CW	cable way <input type="checkbox"/>	+\$25

Step 6. Fabric		
Price Category 1	<input type="checkbox"/>	+\$0
Price Category 2	<input type="checkbox"/>	+\$23
Price Category 3	<input type="checkbox"/>	+\$49
Price Category 5	<input type="checkbox"/>	+\$162
Price Category B	<input type="checkbox"/>	+\$86
Price Category C	<input type="checkbox"/>	+\$121
Price Category E	<input type="checkbox"/>	+\$182



Product Information

Description

This tackable fabric screen attaches to a work surface either at the seam or at the right or left edge to provide division and boundary between workers. It attaches with no interference from supports below the work surface. Attachment hardware included.

Notes

Screen height is 13½" or 17½" above work surface, aligning with bead heights of 41" and 45".

Screen width matches work surface depths that have a 1" gap at the back edge.

2 attachment methods ship with the end-of-run right handed (CR) and end-of-run left handed (CL) screen. The screen can be installed using the bracket, or using threaded screws that drill bayonets directly into the surface.

See planning guide for exact location of holes.

End-of-run screen does not work on Canvas Beam.

See planning guide for applications and other compatible product lines.

Screen accepts Customer's Own Material (COM). Yardage is estimated for nondirectional 54"-wide fabrics.

For vertical fabric direction (T):

Height—Yardage

42—1.19

46—1.45

For horizontal fabric direction (R):

Width—Yardage

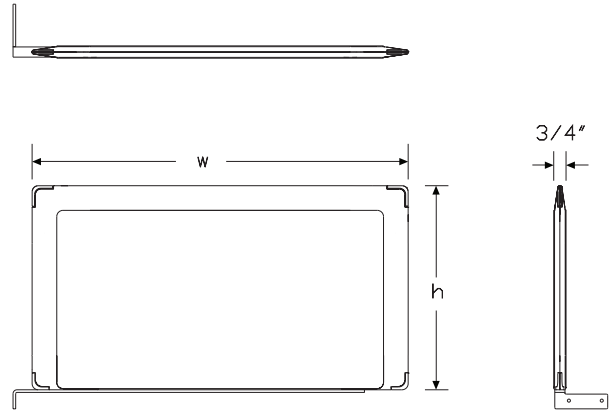
24—0.90

30—1.10

36—1.30

For information on multiple quantities or directional fabrics, contact COM Department. See Order Information in Appendices.

Dimensions



Specification Information

Step 1.

FT354. ☐ A

Step 2. Attachment Type

CL Canvas Surface Attached, End of Run Left Handed ☐ A

CR Canvas Surface Attached, End of Run Right Handed ☐ A

Step 3. Height

42 42" high ☐ A

46 46" high ☐ A

Step 4. Width

24 24" wide ☐ A

30 30" wide ☐ A

36 36" wide ☐ A

Step 5. Surface Material

R tackable fabric, horizontal ☐ A

T tackable fabric ☐ A

Prices for Steps 1-5.

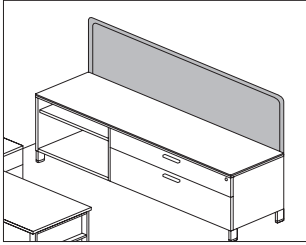
		24R	24T	30R	30T	36R	36T
FT354.	CL 42	\$1139	1139	1178	1178	1212	1212
	46	\$1198	1198	1245	1245	1294	1294
	CR 42	\$1139	1139	1178	1178	1212	1212
	46	\$1198	1198	1245	1245	1294	1294

Step 6. Bracket Finish

UBK	ultra black (CP) <input type="checkbox"/> A	+\$0
8Q	folkstone grey (CP) <input type="checkbox"/> A	+\$0
91	white (CP) <input type="checkbox"/> A	+\$0
98	studio white (CP) <input type="checkbox"/> A	+\$0
G1	graphite (CP) <input type="checkbox"/> A	+\$0
SNA	satin aluminum <input type="checkbox"/> A	+\$10
SNB	satin bronze <input type="checkbox"/> A	+\$10
SNC	satin carbon <input type="checkbox"/> A	+\$10
WL	warm stone (CP) <input type="checkbox"/> A	+\$0
WN	warm grey neutral <input type="checkbox"/> A	+\$0

Step 7. Fabric

Price Category 1 <input type="checkbox"/> A	+\$0
Price Category 2 <input type="checkbox"/> A	+\$20
Price Category 3 <input type="checkbox"/> A	+\$48
Price Category 5 <input type="checkbox"/> A	+\$102
Price Category B <input type="checkbox"/> A	+\$378
Price Category C <input type="checkbox"/> A	+\$128



Product Information

Description

This tackable fabric screen attaches to a Canvas low credenza using the thin top and provides boundary with a tackable surface. Attachment hardware included.

Notes

Order credenza thin top separately:

- Credenza top for wood credenza (FF889.)
- Credenza top for metal credenza (FM889.)

Predrilled holes near back edge of credenza thin top allow for bayonets to extend up to support the screen.

Works with standard and powered Canvas credenzas.

Screen accepts Customer's Own Material (COM). Yardage is estimated for nondirectional 54"-wide fabrics.

For vertical fabric direction (T):

Height—Yardage

24—0.95
30—1.14
36—1.32

For horizontal fabric direction (R), for 42" high:

Width—Yardage

24—0.95
30—1.14
36—1.32
42—1.51
48—1.71
60—2.07
66—2.27
72—2.46

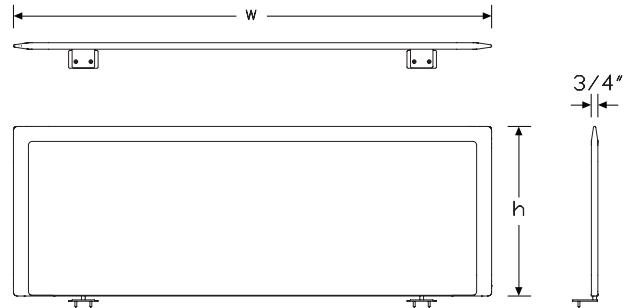
For horizontal fabric direction (R), for 46" high and 53" high:

Width—Yardage

24—1.90
30—2.27
36—2.66
42—3.02
48—3.41
60—4.17
66—4.54
72—4.92

For information on multiple quantities or directional fabrics, contact COM Department. See Order Information in Appendices.

Dimensions



Pari Screen, Storage Attached

continued

Specification Information

Step 1.

FV360. ☐ A

Step 2. Attachment

CS Canvas credenza attached, single ☐ A

CB Canvas credenza attached, back to back ☐ A

Step 3. Height

42 42" high ☐ A

46 46" high ☐ A

53 53" high ☐ A

Step 4. Width

30 30" wide ☐ A

36 36" wide ☐ A

42 42" wide ☐ A

48 48" wide ☐ A

60 60" wide ☐ A

66 66" wide ☐ A

72 72" wide ☐ A

Step 5. Surface Material

For 30" wide (30), 36" wide (36), 42" wide (42), or 48" wide (48)

R tackable fabric, horizontal ☐ A

T tackable fabric ☐ A

For 60" wide (60), 66" wide (66), or 72" wide (72)

R tackable fabric, horizontal ☐ A

Prices for Steps 1-5.

		30R	30T	36R	36T	42R	42T
FV360. CS	42	\$1077	1077	1120	1120	1185	1185
	46	\$1120	1120	1252	1252	1316	1316
	53	\$1316	1316	1383	1383	1601	1601
CB	42	\$1077	1077	1120	1120	1185	1185
	46	\$1120	1120	1252	1252	1316	1316
	53	\$1316	1316	1383	1383	1601	1601
		48R	48T	60R	66R	72R	
FV360. CS	42	\$1383	1383	1579	1609	1646	
	46	\$1446	1446	1646	1739	1776	
	53	\$1710	1710	1908	2004	2038	
CB	42	\$1383	1383	1579	1609	1646	
	46	\$1446	1446	1646	1739	1776	
	53	\$1710	1710	1908	2004	2038	

Step 6. Fabric

For 30" wide (30), 36" wide (36), or 42" wide (42)

Price Category 1	<input type="checkbox"/> A	+\$0
Price Category 2	<input type="checkbox"/> A	+\$37
Price Category 3	<input type="checkbox"/> A	+\$89
Price Category 5	<input type="checkbox"/> A	+\$288
Price Category B	<input type="checkbox"/> A	+\$113
Price Category C	<input type="checkbox"/> A	+\$155

For 48" wide (48) or 60" wide (60)

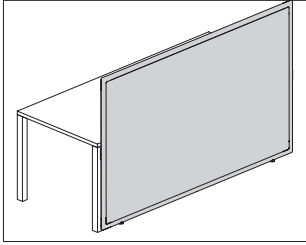
Price Category 1	<input type="checkbox"/> A	+\$0
Price Category 2	<input type="checkbox"/> A	+\$46
Price Category 3	<input type="checkbox"/> A	+\$108
Price Category 5	<input type="checkbox"/> A	+\$288
Price Category B	<input type="checkbox"/> A	+\$188
Price Category C	<input type="checkbox"/> A	+\$205

For 66" wide (66) or 72" wide (72)

Price Category 1	<input type="checkbox"/> A	+\$0
Price Category 2	<input type="checkbox"/> A	+\$61
Price Category 3	<input type="checkbox"/> A	+\$145
Price Category 5	<input type="checkbox"/> A	+\$416
Price Category B	<input type="checkbox"/> A	+\$262
Price Category C	<input type="checkbox"/> A	+\$281

Pari Screen, Freestanding/Surface Attached

FD300.



Product Information

Description

This tackable fabric screen is 42" or 46" high. It has an all fabric surface and a frameless edge. Includes 2 adjustable glides for leveling.

Notes

Screen can be freestanding when connected in 90° or 120° configurations.

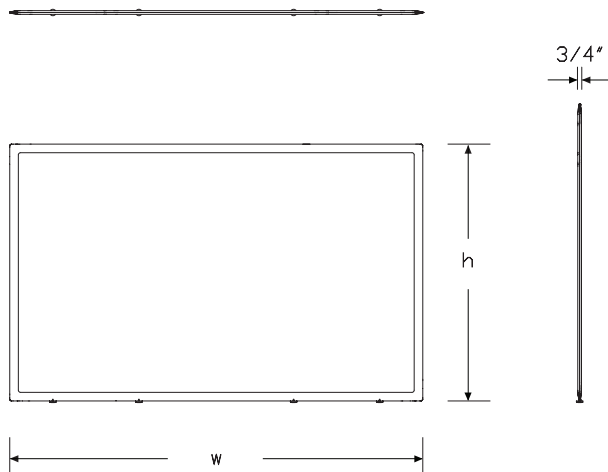
See planning guide for more information.

Screen can be connected inline (180°). See planning guide for connection rules.

Screen can be attached to:

- Canvas dock
- Table or surface
- Canvas low storage

Dimensions



Specification Information

Step 1.

FD300. A

Step 2. Type

F fabric/fabric

Step 3. Height

42 42" high

46 46" high

Step 4. Width

For 42" high (42)

15 15" wide

20 20" wide

24 24" wide

30 30" wide

36 36" wide

42 42" wide

48 48" wide

54 54" wide

60 60" wide

66 66" wide

72 72" wide

For 46" high (46)

15 15" wide

20 20" wide

24 24" wide

30 30" wide

36 36" wide

42 42" wide

48 48" wide

60 60" wide

72 72" wide

Step 5. Surface Material

For 15" wide (15), 20" wide (20), 24" wide (24), 30" wide (30), 36" wide (36), 42" wide (42), or 48" wide (48)

T tackable fabric

R tackable fabric, horizontal

For 54" wide (54), 60" wide (60), 72" wide (72), or 66" wide (66)

R tackable fabric, horizontal

Pari Screen, Freestanding/Surface Attached *continued*

Prices for Steps 1-5.

		15T	15R	20T	20R	24T	24R
FD300. F	42	\$1177	1177	1252	1252	1470	1470
	46	\$1265	1265	1353	1353	1543	1543
		30T	30R	36T	36R	42T	42R
FD300. F	42	\$1543	1543	1617	1617	1691	1691
	46	\$1654	1654	1762	1762	1874	1874
		48T	48R	54R	60R	66R	72R
FD300. F	42	\$1762	1762	1874	1984	2202	2349
	46	\$1874	2202	—	2533	—	2716

Step 6. Fabric

For 42" high (42) or 46" high (46) with 15" wide (15), or 20" wide (20), or 24" wide (24)

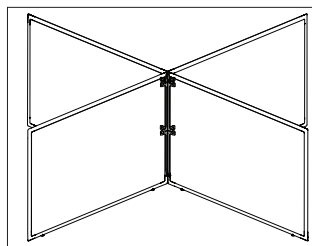
Price Category 1	A	+\$0
Price Category 2	A	+\$29
Price Category 3	A	+\$68
Price Category 5	A	+\$0
Price Category B	A	+\$138
Price Category C	A	+\$188

For 42" high (42) or 46" high (46) with 30" wide (30), or 36" wide (36), or 42" wide (42)

Price Category 1	A	+\$0
Price Category 2	A	+\$46
Price Category 3	A	+\$108
Price Category 5	A	+\$0
Price Category B	A	+\$218
Price Category C	A	+\$298

For 42" high (42) or 46" high (46) with 48" wide (48), 54" wide (54), or 60" wide (60), or 72" wide (72), or 66" wide (66)

Price Category 1	A	+\$0
Price Category 2	A	+\$62
Price Category 3	A	+\$149
Price Category 5	A	+\$0
Price Category B	A	+\$300
Price Category C	A	+\$410



Product Information

Description

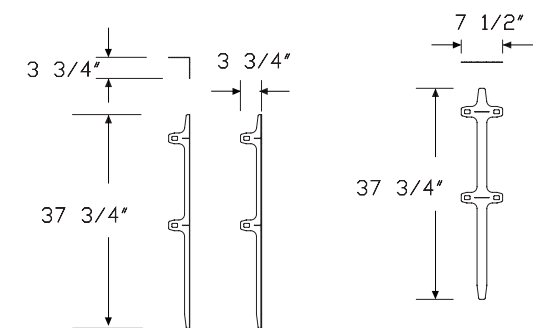
This painted metal hardware connects multiple freestanding screens in 90°, 120°, and 180° configurations.

Notes

Order Pari screen, freestanding/surface attached (FD300.) separately.

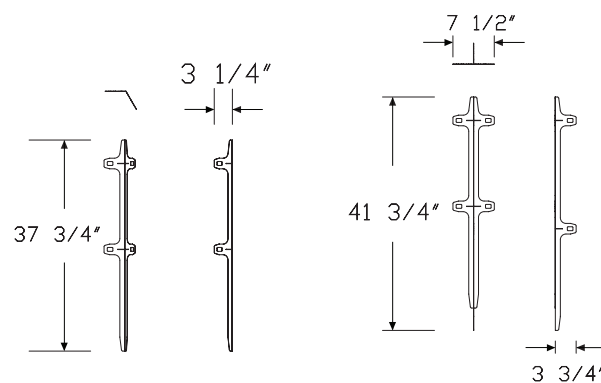
See planning guide for planning rules.

Dimensions



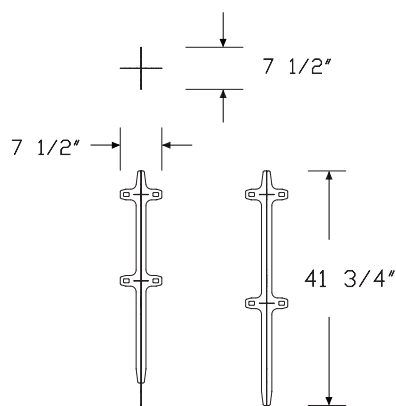
90 Degree 2 way

180 Degree 2 way



120 Degree 2 way

90 Degree 3 way



90 Degree 4 way

Connection Hardware, Screens
 continued

Specification Information		
Step 1.		
FD311.	A	

Step 2. Configuration		
1	90° connection - 2 screens	
2	120° connection - 2 screens	
3	3-way connection - 90°	
4	4-way connection - 90°	
5	180° connection - inline - 2 screens	

Step 3. Height		
42	42" high	
46	46" high	

Prices for Steps 1-3.		
	42	46
FD311. 1	\$77	96
2	\$77	96
3	\$178	197
4	\$225	242
5	\$122	138

Step 4. Finish		
Metallic Paint		
613	silver (CP) A	+\$0
SNA	satin aluminum	+\$10
SNB	satin bronze	+\$10
SNC	satin carbon	+\$10

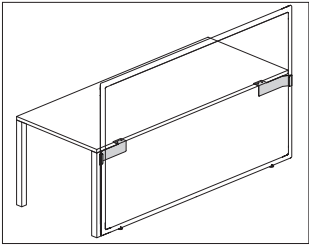
Sand Texture Paint		
G1	graphite (CP)	+\$0
UBK	ultra black (CP) A	+\$0
WN	warm grey neutral	+\$0

Smooth Paint		
8Q	folkstone grey (CP)	+\$0
91	white (CP)	+\$0
98	studio white (CP)	+\$0
WL	warm stone (CP)	+\$0

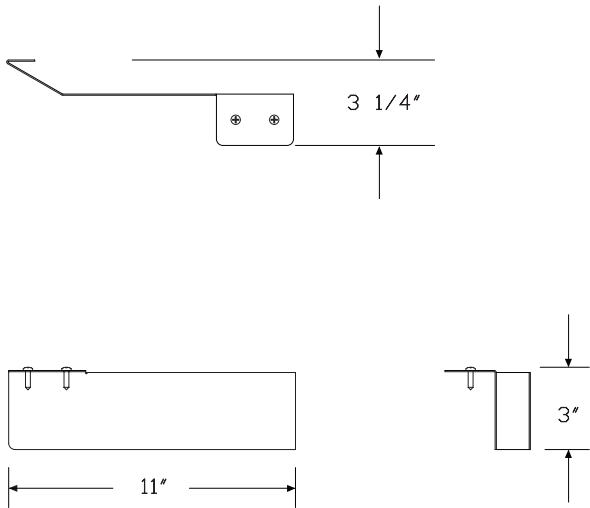
Canvas Office Landscape® Screens

Bracket Hardware, Work Surface/Low Storage

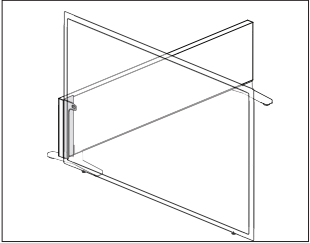
FD312.



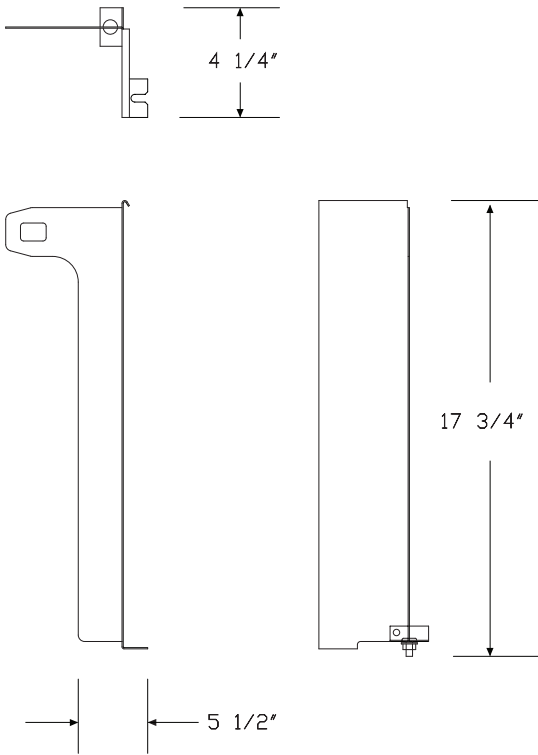
Product Information
Description
This metal hardware attaches Canvas freestanding screens to a work surface or Canvas low storage. Package of 2 brackets.
Notes
Used with fixed height surfaces.
Provides 1" cable management gap between screen and back of surface or storage.
See planning guide for connection and support rules.
Dimensions



Specification Information
Step 1.
FD312. A
Step 2. Configuration
1 connection hardware to surface - pair
3 connection hardware to low storage
Prices for Steps 1-2.
FD312. 1 \$245
3 \$245
Step 3. Finish
Metallic Paint
613 silver (CP) A +\$0
SNA satin aluminum +\$10
SNB satin bronze +\$10
SNC satin carbon +\$10
Sand Texture Paint
UBK ultra black (CP) A +\$0
Smooth Paint
8Q folkstone grey (CP) +\$0
91 white (CP) +\$0
98 studio white (CP) +\$0
G1 graphite (CP) +\$0
WL warm stone (CP) +\$0
WN warm grey neutral +\$0



Product Information
Description
This bracket connects the Canvas freestanding screen to a Canvas dock wall run.
Notes
Bracket attaches on left or right end of dock. Handedness determined when user is facing the dock.
See planning guide for planning rules.
Dimensions

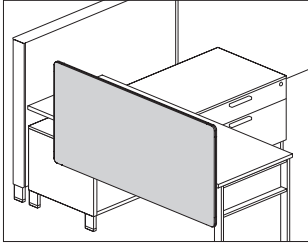


Specification Information
Step 1.
FD313. A
Step 2. Configuration
1 connection hardware to Canvas Dock
Step 3. Position
L left
R right
Prices for Steps 1-3.

	L	R
FD313. 1	\$128	128

Step 4. Finish		
Metallic Paint		
613	silver (CP) A	+\$0
SNA	satin aluminum	+\$10
SNB	satin bronze	+\$10
SNC	satin carbon	+\$10
Sand Texture Paint		
8Q	folkstone grey (CP)	+\$0
91	white (CP)	+\$0
98	studio white (CP)	+\$0
G1	graphite (CP)	+\$0
UBK	ultra black (CP) A	+\$0
WL	warm stone (CP)	+\$0
WN	warm grey neutral	+\$0

Flat Edge Screen, Surface Attached FT357. with Modesty



Product Information

Description

This tackable fabric screen attaches to a Canvas work surface to provide boundary and modesty with a tackable surface. An optional cable management trough is available. Trough finish is graphite. Attachment hardware included.

Notes

Screen heights are overall datum heights to align with Canvas Office Landscape®; they are not the actual heights of screens.

42"-high (A42) screen is a nominal 13" above work surface.

46"-high (A46) screen is a nominal 17" above work surface.

53"-high (A53) screen is a nominal 24" above work surface.

Screen widths are actual dimensions, and extend to the end of Canvas work surfaces.

Screen extends 9" below surface for modesty.

Screen can be flush with back edge of surface, or provide a 1" gap.

Screens 48" wide and wider include an additional 1"-wide center mounting bracket.

Screen accepts Customer's Own Material (COM). Yardage is estimated for nondirectional 54"-wide fabrics.

For vertical fabric direction (T):

Height—Yardage

42—1.90

46—2.14

53—2.59

For horizontal fabric direction (R):

Width—Yardage

40—2.87

42—3.02

46—3.22

48—3.41

52—3.63

54—3.78

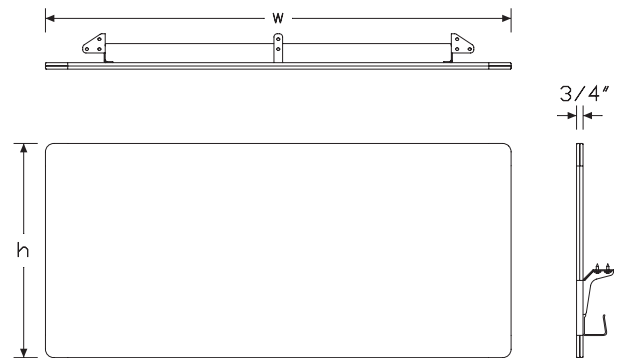
60—4.17

66—4.54

72—4.92

For information on multiple quantities or directional fabrics, contact COM Department. See Order Information in Appendices.

Dimensions

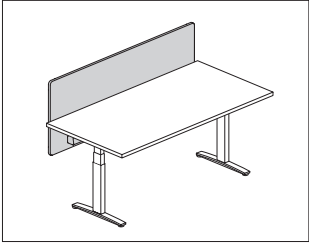


Flat Edge Screen, Surface Attached with Modesty *continued*

Specification Information						
Step 1.						
FT357.						
Step 2. Attachment						
C	Canvas surface attached					
Step 3. Height						
A42	42" high/9" below surface					
A46	46" high/ 9" below surface					
A53	53" high/ 9" below surface					
Step 4. Width						
40	39½" wide					
42	42" wide					
46	45½" wide					
48	48" wide					
52	51½" wide					
54	54" wide					
60	60" wide					
66	66" wide					
72	72" wide					
Step 5. Surface Material						
For 39½" wide (40), 42" wide (42), 45½" wide (46), or 48" wide (48)						
R	tackable fabric, horizontal					
T	tackable fabric					
For 51½" wide (52), 54" wide (54), 60" wide (60), 66" wide (66), or 72" wide (72)						
R	tackable fabric, horizontal					
Prices for Steps 1-5.						
	40R	40T	42R	42T	46R	46T
FT357. C A42	\$869	869	908	908	945	945
A46	\$1043	1043	1113	1113	1117	1117
A53	\$1245	1245	1274	1274	1280	1280
	48R	48T	52R	54R	60R	66R
FT357. C A42	\$959	959	1004	1009	1110	1139
A46	\$1128	1128	1170	1224	1241	1276
A53	\$1292	1292	1298	1307	1327	1438

		72R
FT357. C	A42	\$1218
	A46	\$1319
	A53	\$1486
Step 6. Cable Trough		
NC	no cable way	+\$0
CW	cable way	+\$25
Step 7. Cable Trough Finish		
G1	graphite (CP)	+\$0
Step 8. Bracket Finish		
G1	graphite (CP)	+\$0
Step 9. Fabric		
For 39½" wide (40), 42" wide (42), 45½" wide (46), or 48" wide (48)		
Price Category 1		+\$0
Price Category 2		+\$43
Price Category 3		+\$103
Price Category 5		+\$260
Price Category B		+\$151
Price Category C		+\$356
Price Category E		+\$539
For 51½" wide (52), 54" wide (54), 60" wide (60), 66" wide (66), or 72" wide (72)		
Price Category 1		+\$0
Price Category 2		+\$62
Price Category 3		+\$148
Price Category 5		+\$380
Price Category B		+\$262
Price Category C		+\$515
Price Category E		+\$778

Surface-Attached Screen, Flat Edge Y1118.



Product Information

Description

This surface-attached tackable screen attaches to an individual table, desk, or work surface. It has a frameless all-fabric design with a flat edge, and comes in privacy and modesty sizes. Attachment hardware included.

Notes

- Privacy and modesty panel actual width is 2" less than specified width.
- Privacy screen (A) top edge is 13" above top of work surface; bottom edge is 3¾" below work surface.
- Privacy & modesty screen (B) top edge is 13" above top of work surface; bottom edge is 10" below work surface.
- Privacy screen (A) top edge aligns with the 42" high Canvas datum line; bottom edge is 4" below work surface.
- Privacy & modesty screen (B) top edge aligns with the 42" high Canvas datum line; bottom edge is 9" below work surface.
- Privacy screen (C) top edge aligns with the 46" high Canvas datum line; bottom edge is 4" below work surface.
- Privacy & modesty screen (D) top edge aligns with the 46" high Canvas datum line; bottom edge is 9" below work surface.
- Privacy screen (E) top edge aligns with the 53" high Canvas datum line; bottom edge is 4" below work surface.
- Privacy & modesty screen (F) top edge aligns with the 53" high Canvas datum line; bottom edge is 9" below work surface.
- Screens 54" wide and wider include an additional 1"-wide center mounting bracket.
- Recommended mounting creates a 1" gap between back edge of surface and the screen to accommodate cable routing and the attachment or clamp-mounting of other hardware to the surface.
- Optional cable management trough is only available when specifying privacy & modesty height option (B). Trough finish is graphite.
- Attachment brackets are inset from edge of screen by approximately 8" and require 2½" of work surface for attachment.
- Attachment bracket finish is painted graphite.
- Screen accepts Customer's Own Material (COM). Yardage is estimated for nondirectional 54"-wide fabrics.

For vertical fabric direction (T):

Height—Yardage

- A—1.51
- B—1.89
- C—1.76
- D—2.14
- E—2.21
- F—2.58

For horizontal fabric direction (R):

Width—Yardage

For heights A/B:

- 24—0.88
- 30—1.07
- 36—1.26
- 42—1.45
- 48—1.64
- 54—1.83
- 60—2.02
- 66—2.21
- 72—2.39

For heights C/D/E/F:

- 24—1.76
- 30—2.14
- 36—2.52
- 42—2.90
- 48—3.28
- 54—3.65
- 60—4.03
- 66—4.41
- 72—4.79

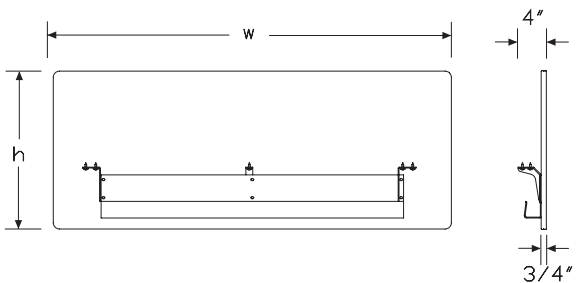
For information on multiple quantities or directional fabrics, contact COM Department. See Order Information in Appendices.

MicrobeCare™ is an antimicrobial coating applied to the fabric surface of this product.

MicrobeCare™ protects products from mold, mildew, algae, and bacteria that cause deterioration, discoloration, odors, and stains.

MicrobeCare™ is registered with the US Environmental Protection Agency (EPA).

Dimensions



Surface-Attached Screen, Flat Edge

continued

Specification Information					
Step 1.					
Y1118. <input type="checkbox"/> A					
Step 2. Height					
A	privacy (42" high) <input type="checkbox"/> A				
B	privacy & modesty (42" high/ 9" below surface) <input type="checkbox"/> A				
C	privacy (46" high) <input type="checkbox"/> A				
D	privacy & modesty (46" high/ 9" below surface) <input type="checkbox"/> A				
E	privacy (53" high) <input type="checkbox"/> A				
F	privacy & modesty (53" high/ 9" below surface) <input type="checkbox"/> A				
Step 3. Width					
24	24" wide <input type="checkbox"/> A				
30	30" wide <input type="checkbox"/> A				
36	36" wide <input type="checkbox"/> A				
42	42" wide <input type="checkbox"/> A				
48	48" wide <input type="checkbox"/> A				
54	54" wide <input type="checkbox"/> A				
60	60" wide <input type="checkbox"/> A				
66	66" wide <input type="checkbox"/> A				
72	72" wide <input type="checkbox"/> A				
Step 4. Surface Material					
For 24" wide (24), 30" wide (30), 36" wide (36), 42" wide (42), or 48" wide (48)					
R	tackable fabric, horizontal <input type="checkbox"/> A				
T	tackable fabric <input type="checkbox"/> A				
D	tackable fabric, horizontal with MicrobeCare™ <input type="checkbox"/> A				
E	tackable fabric with MicrobeCare™ <input type="checkbox"/> A				
For 54" wide (54), 60" wide (60), 66" wide (66), or 72" wide (72)					
R	tackable fabric, horizontal <input type="checkbox"/> A				
D	tackable fabric, horizontal with MicrobeCare™ <input type="checkbox"/> A				
Prices for Steps 1-4.					
		R	T	D	E
Y1118. A	24	\$387	387	455	455
	30	\$418	418	486	486
	36	\$498	498	567	567
	42	\$536	536	604	604
	48	\$574	574	641	641
	54	\$610	—	677	—
	60	\$662	—	730	—
	66	\$693	—	761	—
	72	\$738	—	806	—

B	24	\$482	482	548	548
	30	\$519	519	588	588
	36	\$556	556	625	625
	42	\$595	595	663	663
	48	\$626	626	695	695
	54	\$660	—	727	—
	60	\$682	—	750	—
	66	\$744	—	813	—
	72	\$800	—	868	—
C	24	\$483	483	551	551
	30	\$532	532	600	600
	36	\$572	572	640	640
	42	\$630	630	698	698
	48	\$706	706	773	773
	54	\$743	—	812	—
	60	\$831	—	899	—
	66	\$874	—	941	—
	72	\$937	—	1005	—
D	24	\$606	606	675	675
	30	\$676	676	744	744
	36	\$754	754	821	821
	42	\$771	771	840	840
	48	\$803	803	872	872
	54	\$826	—	892	—
	60	\$914	—	982	—
	66	\$988	—	1057	—
	72	\$1029	—	1097	—
E	24	\$658	658	725	725
	30	\$667	667	735	735
	36	\$685	685	753	753
	42	\$805	805	874	874
	48	\$833	833	902	902
	54	\$854	—	922	—
	60	\$892	—	960	—
	66	\$973	—	1042	—
	72	\$1036	—	1104	—
F	24	\$796	796	864	864
	30	\$805	805	874	874
	36	\$819	819	887	887
	42	\$833	833	902	902
	48	\$844	844	913	913
	54	\$855	—	923	—
	60	\$946	—	1014	—
	66	\$994	—	1063	—
	72	\$1201	—	1269	—

Surface-Attached Screen, Flat Edge

continued

Step 5. Cable Trough

For privacy & modesty (42" high/ 9" below surface) (B), privacy & modesty (46" high/ 9" below surface) (D), or privacy & modesty (53" high/ 9" below surface) (F)

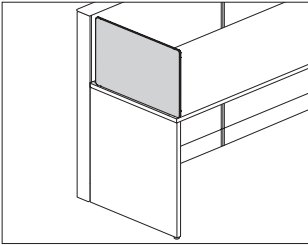
NC	no cable way <input type="checkbox"/>	+\$0
CW	cable way <input type="checkbox"/>	+\$25

Step 6. Fabric

Price Category 1 <input type="checkbox"/>	+\$0
Price Category 2 <input type="checkbox"/>	+\$25
Price Category 3 <input type="checkbox"/>	+\$59
Price Category 5 <input type="checkbox"/>	+\$146
Price Category B <input type="checkbox"/>	+\$97
Price Category C <input type="checkbox"/>	+\$133
Price Category E <input type="checkbox"/>	+\$182

For tackable fabric, horizontal (R) or tackable fabric, horizontal with MicrobeCare™ (D)

Price Category 1 <input type="checkbox"/>	+\$0
Price Category 2 <input type="checkbox"/>	+\$25
Price Category 3 <input type="checkbox"/>	+\$59
Price Category 5 <input type="checkbox"/>	+\$146
Price Category B <input type="checkbox"/>	+\$97
Price Category C <input type="checkbox"/>	+\$133



Product Information

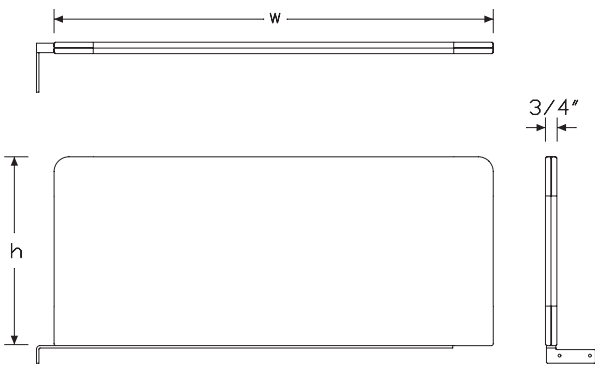
Description

This tackable fabric screen attaches to a work surface at the right or left edge to provide division and boundary between workers. It attaches with no interference from supports below the work surface. Attachment hardware included.

Notes

- Screen height is 13½" or 17½" above work surface, aligning with bead heights of 41" and 45".
- Screen width matches work surface depths that have a 1" gap at the back edge.
- 2 attachment methods ship with the end-of-run right handed (CR) and end-of-run left handed (CL) screen. The screen can be installed using the bracket, or using threaded screws that drill bayonets directly into the surface.
- See planning guide for exact location of holes.
- End-of-run screen does not work on Canvas Beam.
- See planning guide for applications and other compatible product lines.
- Screen accepts Customer's Own Material (COM). Yardage is estimated for nondirectional 54"-wide fabrics.
- For vertical fabric direction (T):
 - Height—Yardage
 - 42—1.19
 - 46—1.45
- For horizontal fabric direction (R):
 - Width—Yardage
 - 24—0.90
 - 30—1.10
 - 36—1.30
- For information on multiple quantities or directional fabrics, contact COM Department. See Order Information in Appendices.

Dimensions



Flat Edge Screen, Delineation

continued

Specification Information

Step 1.

FT358.

Step 2. Attachment Type

CL Canvas Surface Attached, End of Run Left Handed

CR Canvas Surface Attached, End of Run Right Handed

Step 3. Height

42 42" high

46 46" high

Step 4. Width

24 24" wide

30 30" wide

36 36" wide

Step 5. Surface Material

R tackable fabric, horizontal

T tackable fabric

Prices for Steps 1-5.

		24R	24T	30R	30T	36R	36T
FT358. CL	42	\$706	706	746	746	761	761
	46	\$768	768	813	813	841	841
	CR 42	\$706	706	746	746	761	761
	46	\$768	768	813	813	841	841

Step 6. Bracket Finish

UBK ultra black (CP) +\$0

8Q folkstone grey (CP) +\$0

91 white (CP) +\$0

98 studio white (CP) +\$0

G1 graphite (CP) +\$0

SNA satin aluminum +\$10

SNB satin bronze +\$10

SNC satin carbon +\$10

WL warm stone (CP) +\$0

WN warm grey neutral +\$0

Step 7. Fabric

Price Category 1 +\$0

Price Category 2 +\$20

Price Category 3 +\$48

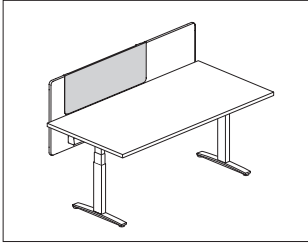
Price Category 5 +\$140

Price Category B +\$68

Price Category C +\$122

Price Category E +\$203

Metal Marker Board, Fabric Screen Attached Y1123.



Product Information

Description

This magnetic metal board overlays an existing Pari™ or flat-edge fabric screen. It has a frameless, all-metal design with a straight edge. It accepts magnets and can be dry-erase marker writable when specified as a marker board.

Notes

Order Pari or flat edge profile fabric screen separately.

Metal board hangs on top edge of Pari or flat edge fabric screen.

When specifying marker board (Y1123.M) option, the marker board is an included applique magnetically applied in the field.

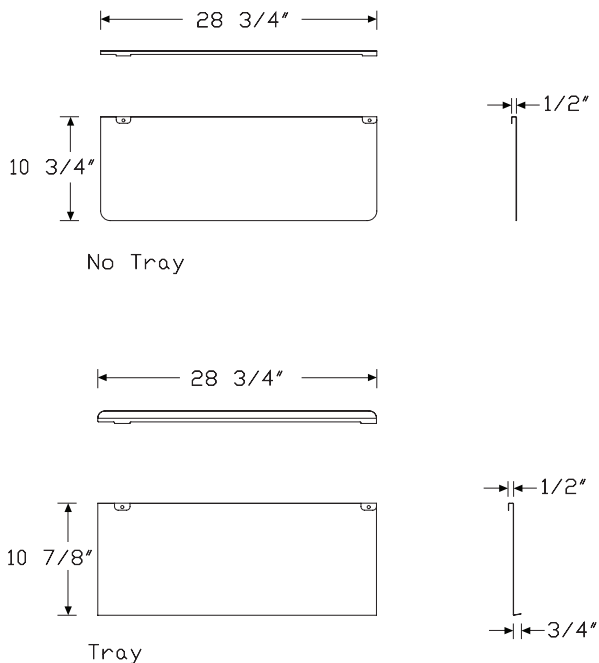
Board with tray (Y1123.xxxxxT) option comes with an angled 3/4" lip at bottom of board.

For optimal use, pair with dark fabric screens.

Order the following accessories separately:

- Magnetic document clip (YT400.)
- Magnetic name tag (YT410.05M)
- Pari screen, height adjustable table (Y1116.)
- Surface attached screen, flat edge (Y1118.)

Dimensions



Specification Information

Step 1.

Y1123. ☐ A

Step 2. Type

P painted metal ☐ A

M marker board ☐ A

Step 3. Height

11 11" high ☐ A

Step 4. Width

24 24" wide ☐ A

30 30" wide ☐ A

Step 5. Tray

N no tray ☐ A

T tray ☐ A

Prices for Steps 1-5.

		24N	24T	30N	30T
Y1123. P	11	\$176	176	188	188
M	11	\$246	246	273	273

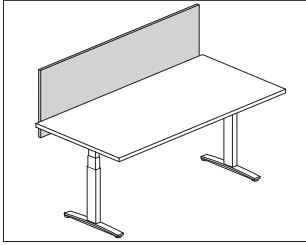
Step 6. Finish

Metallic Paint

611	beige mist metallic (CP) <input type="checkbox"/> A	+\$0
613	silver (CP) <input type="checkbox"/> A	+\$0
SNB	satin bronze <input type="checkbox"/> A	+\$10

Sand Texture Paint

91	white (CP) <input type="checkbox"/> A	+\$0
G1	graphite (CP) <input type="checkbox"/> A	+\$0
UBK	ultra black (CP) <input type="checkbox"/> A	+\$0



Product Information

Description

This screen attaches to an individual height adjustable work surface. It has a laminate surface with frameless design and comes in privacy and modesty sizes. Attachment hardware included.

Notes

Privacy and modesty panel actual width is 2" less than specified width.

Privacy screen (13A) top edge aligns with the 42"-high Canvas datum line; bottom edge is 4" below work surface.

Privacy & modesty screen (13B) top edge aligns with the 42"-high Canvas datum line; bottom edge is 11 1/8" below work surface.

Screens 54" wide and wider include an additional 1"-wide center mounting bracket.

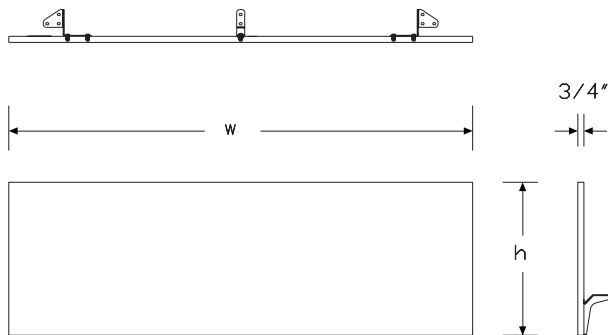
Recommended mounting creates a 1" gap between back edge of surface and the screen to accommodate cable routing and the attachment or clamp-mounting of other hardware to the surface.

Optional cable management trough is only available when specifying privacy & modesty height option (13B). Trough finish is graphite.

Attachment brackets are inset from edge of screen by approximately 8" and require 2 1/2" of work surface for attachment.

Attachment bracket finish is painted graphite.

Dimensions



Specification Information

Step 1.

Y1120.

Step 2. Height

13A privacy (13 1/2" above worksurface)

13B privacy & modesty (13 1/2" above worksurface/11 1/8" below worksurface)

Step 3. Width

24 24" wide

30 30" wide

36 36" wide

42 42" wide

48 48" wide

54 54" wide

60 60" wide

66 66" wide

72 72" wide

Step 4. Surface Material

L thermally-fused laminate

U thermally-fused laminate/universal edge

Prices for Steps 1-4.

			L	U
Y1120.	13A	24	\$264	264
		30	\$281	281
		36	\$295	295
		42	\$309	309
		48	\$324	324
		54	\$337	337
		60	\$348	348
		66	\$359	359
		72	\$373	373
	13B	24	\$326	326
		30	\$343	343
		36	\$361	361
		42	\$380	380
		48	\$398	398
		54	\$412	412
		60	\$430	430
		66	\$442	442
		72	\$457	457

Laminate Screen, Surface Attached

continued

Step 5. Grain Direction

For 24" wide (24), 30" wide (30), 36" wide (36), 42" wide (42), 48" wide (48), 54" wide (54), or 60" wide (60)

VTG	vertical grain	+\$0
HRG	horizontal grain	+\$0

For 66" wide (66) or 72" wide (72)

HRG	horizontal grain	+\$0
------------	------------------	------

Step 6. Cable Trough

For privacy (13½" above worksurface) (13A)

NC	no cable way	+\$0
-----------	--------------	------

For privacy & modesty (13½" above worksurface/11⅞" below worksurface) (13B)

NC	no cable way	+\$0
CW	cable way	+\$25

Step 7. Surface Finish

125	natural maple (CP)	+\$0
126	natural cherry (CP)	+\$0
127	walnut (CP)	+\$0
139	light ash (CP)	+\$0
140	warm ash (CP)	+\$0
76	light brown walnut	+\$0
8Q	folkstone grey (CP)	+\$0
91	white (CP)	+\$0
98	studio white (CP)	+\$0
CL	cool grey neutral	+\$0
HP	light anigre	+\$0
LBA	clear on ash (CP)	+\$0
LBR	phantom ecru	+\$0
LBS	phantom cocoa	+\$0
LBU	medium matte walnut (CP)	+\$0
LBV	warm grey teak	+\$0
LBB	oak on ash (CP)	+\$0
LBC	walnut on ash (CP)	+\$0
LBF	neutral twill	+\$0
LBJ	graphite twill	+\$0
LBQ	white twill	+\$0
LU	soft white	+\$0
WL	warm stone (CP)	+\$0
WN	warm grey neutral	+\$0

Step 8. Edge Finish

For thermally-fused laminate (L)

125	natural maple (CP)	+\$0
126	natural cherry (CP)	+\$0
127	walnut (CP)	+\$0
139	light ash (CP)	+\$0
140	warm ash (CP)	+\$0
UBK	ultra black (CP)	+\$0
76	light brown walnut	+\$0
8Q	folkstone grey (CP)	+\$0
91	white (CP)	+\$0
98	studio white (CP)	+\$0
CL	cool grey neutral	+\$0
HF	inner tone light	+\$0
HP	light anigre	+\$0
LBA	clear on ash (CP)	+\$0
LBR	phantom ecru	+\$0
LBS	phantom cocoa	+\$0
LBU	medium matte walnut (CP)	+\$0
LBV	warm grey teak	+\$0
LBB	oak on ash (CP)	+\$0
LBC	walnut on ash (CP)	+\$0
LBF	neutral twill	+\$0
LBJ	graphite twill	+\$0
LBQ	white twill	+\$0
LU	soft white	+\$0
WL	warm stone (CP)	+\$0
WN	warm grey neutral	+\$0

For thermally-fused laminate/universal edge (U)

PLY	plywood edge	+\$50
------------	--------------	-------

Index by Product Name

Canvas Office Landscape® Dock	
Bracket Hardware, Work Surface/Low Storage	page(s) 109
Cable Clips	34
Cable Management Channel	70
Cable Management Trough	69
Cable Manager	68
Ceiling Power Entry	19
Closed Support Leg	63
Connection Hardware, Screens	107
Controlled Power Module - Bottom of Dock	27
Controlled Receptacle Decal (12 per sheet)	31
Cord Cleat	71
Data Housing	35
Dock Foot	7
Dock Foot, Structural (Support Foot)	6
Dock Power Harness	20
Dock Structure	5
Dock-to-Dock Connector	8
Dock to Screen Bracket, Screens	110
Dock to Surface Tethers	53
Finished End, Architectural, Dock	11
Flat Edge Screen, Delineation	116
Flat Edge Screen, Surface Attached with Modesty	111
Gallery Panel, Dock Attached	12
Grommet Kit, Surface	73
Half Bridge	38
Individual Bridge	36
Laminate Screen, Surface Attached	119
Logic G1000 Grommet Mounted Electrical Distributor	32
Lower Cladding	16
Low Storage to Dock Bracket	9
Low Storage to Dock Spacer	10
Markerboard, Storage Cabinet, Frame Top Mounted	77
Metal Marker Board, Fabric Screen Attached	118
Modesty Panel	82
Open Support Leg, Architectural Foot	61
Pari Screen, Delineation	101
Pari Screen, Dock Mounted	88
Pari Screen, Freestanding/Surface Attached	105
Pari Screen, Height Adjustable Tables	98
Pari Screen, Stanchion Infill Fabric	92
Pari Screen, Storage Attached	103
Pari Screen, Surface Attached	94
Pari Screen, Surface Attached with Modesty	96
Power, Block to Block Jumper	21
Power Entry, Internal Direct Connect - Floor	17
Power Entry, New York - Floor Power Entry	18

Power Module - Bottom of Dock	22
Power Module - Bottom of Dock - 20 amp	24
Power Module-Top of Dock	26
Privacy Panel	84
Rectangular Surface	45
Screen	80
Secondary Surface	42
Square Open Support Leg	59
Stanchion Infill, Acrylic	87
Stiffener	67
Storage Cabinet, Dock Mounted, Open	74
Support Leg, Post	58
Surface-Attached Screen, Flat Edge	113
Surface Ganging Bracket	54
Surface Support, Low Credenza, Adjustable Height	66
Surface Support, Low Credenza, Fixed Height	65
Tackboard, Storage Cabinet, Frame Top Mounted	76
Team Bridge	40
Under Surface Controlled Power Module	29
Universal Post Leg	55
Universal Post Leg, Shared	57
Upper Storage Stanchion - Center Mount	78
Upper Storage Stanchion - Offset Mount	79
Vertical Cable Manager	72

Index by Product Number

FD2B2. Universal Post Leg, Shared	page(s) 57	FT351. Pari Screen, Surface Attached	94
FD16A. Finished End, Architectural, Dock	11	FT353. Pari Screen, Surface Attached with Modesty	96
FD110. Dock Structure	5	FT354. Pari Screen, Delineation	101
FD113. Gallery Panel, Dock Attached	12	FT357. Flat Edge Screen, Surface Attached with Modesty	111
FD115. Pari Screen, Dock Mounted	88	FT358. Flat Edge Screen, Delineation	116
FD117. Dock Foot	7	FT491. Tackboard, Storage Cabinet, Frame Top Mounted	76
FD119. Dock Foot, Structural (Support Foot)	6	FT492. Markerboard, Storage Cabinet, Frame Top Mounted	77
FD128. Dock-to-Dock Connector	8	FTE10. Rectangular Surface	45
FD141. Power Entry, New York - Floor Power Entry	18	FTS10.	
FD142. Ceiling Power Entry	19	FTT10.	
FD144. Power Entry, Internal Direct Connect - Floor	17	FV2A2. Open Support Leg, Architectural Foot	61
FD150. Power Module - Bottom of Dock	22	FV2D2. Square Open Support Leg	59
FD150M Controlled Power Module - Bottom of Dock	27	FV2E2. Closed Support Leg	63
FD151. Dock Power Harness	20	FV360. Pari Screen, Storage Attached	103
FD152M Under Surface Controlled Power Module	29	FV689. Support Leg, Post	58
FD154. Power, Block to Block Jumper	21	FV693. Privacy Panel	84
FD156. Power Module - Bottom of Dock - 20 amp	24	FV694. Screen	80
FD158. Power Module-Top of Dock	26	FV695. Cable Manager	68
FD159. Data Housing	35	FV696. Stiffener	67
FD170. Lower Cladding	16	FV697. Modesty Panel	82
FD198. Cable Clips	34	FV698. Vertical Cable Manager	72
FD290. Dock to Surface Tethers	53	FV982. Grommet Kit, Surface	73
FD292. Low Storage to Dock Bracket	9	G1331. Cord Cleat	71
FD293. Low Storage to Dock Spacer	10	G9999. Controlled Receptacle Decal (12 per sheet)	31
FD300. Pari Screen, Freestanding/Surface Attached	105	Y1116. Pari Screen, Height Adjustable Tables	98
FD311. Connection Hardware, Screens	107	Y1118. Surface-Attached Screen, Flat Edge	113
FD312. Bracket Hardware, Work Surface/Low Storage	109	Y1120. Laminate Screen, Surface Attached	119
FD313. Dock to Screen Bracket, Screens	110	Y1123. Metal Marker Board, Fabric Screen Attached	118
FD415. Storage Cabinet, Dock Mounted, Open	74	Y1425. Logic G1000 Grommet Mounted Electrical Distributor	32
FD417. Upper Storage Stanchion - Center Mount	78		
FD419. Upper Storage Stanchion - Offset Mount	79		
FD430. Stanchion Infill, Acrylic	87		
FD435. Pari Screen, Stanchion Infill Fabric	92		
FDE10. Secondary Surface	42		
FDE15. Half Bridge	38		
FDE16. Team Bridge	40		
FDE17. Individual Bridge	36		
FDS10. Secondary Surface	42		
FDS15. Half Bridge	38		
FDS16. Team Bridge	40		
FDS17. Individual Bridge	36		
FT2B2. Universal Post Leg	55		
FT19C. Cable Management Channel	70		
FT29B. Surface Ganging Bracket	54		
FT199. Cable Management Trough	69		
FT298. Surface Support, Low Credenza, Fixed Height	65		
FT299. Surface Support, Low Credenza, Adjustable Height	66		





20-Day or Less/Assigned Lead-Time Order Information

GSA

20-Day or Less and Assigned Lead-Time Programs

20-day or less and assigned lead-time products are designed for established Herman Miller dealers with pre-approved credit.

Products are distributed from multiple manufacturing facilities across the United States. All products and options not designated by an Assigned Lead-Time icon  will ship in 20 business days or less after being acknowledged by Herman Miller. Products and options designated by an  are on the assigned lead-time program and will ship in 20 days, less than 20 days, or more than 20 days from order acknowledgement.

Ordering Procedure

Please place orders through Order Manager. If this is not available to you, place orders through mail or fax. Verbal purchase orders will not be accepted.

Order Entry fax number for Meridian® Filing and Storage:

(616) 846 9236.

Order Entry fax number for all other products:

(616) 654 3085.

For more information, contact your Customer Care representative at: (866) 854 3048 ext 3400.

Shipments and Delivery

Per Herman Miller Terms and Conditions.

Changes and Cancellation

Per Herman Miller Terms and Conditions.



Stain-to-Match Program

GSA

Stain-to-Match Program

Program Overview

The Stain-to-Match program gives you the option of using veneer finishes that are not listed in the standard offering. The program allows Herman Miller to match a customer's existing recut or natural veneer, or create a new finish that is unique to an installation.

Specific information on approval, ordering, pricing, and warranty for the Stain-to-Match program is listed below. Questions and requests for assistance may be directed to Herman Miller Options at:
(800) 654 3910

Ordering Products with Stain-to-Match Veneers

1. Fill out the Options Stain-to-Match Request Form and send along with a color sample (2" x 3" minimum) to the Herman Miller Options Applications Team at the address provided on the form. The form can be found on Omni.
2. Within 7-10 working days, Herman Miller Options will send a sample of the color-matched stain on Herman Miller veneer to the requester for the customer's signed approval.
3. If the sample meets the customer's approval, sign the reverse side of the sample, scan and email the approval to:
options@hermanmiller.com.
4. After the stain has been approved, a formal quotation with special number and pricing can be provided, or the product can be specified through the Vary Easy program, if available. Work with the Options team on final product needs and how to specify.
5. A purchase order can then be placed.

Stain-to-Match Warranty

Herman Miller warrants its products to be free from defects in craftsmanship from the date of delivery for the applicable warranty period. Herman Miller is responsible for the physical properties of the veneers available through the Stain-to-Match program, which include:

STA:	Stain-to-Match on Recut Ash
STC:	Stain-to-Match on Cherry
STD:	Stain-to-Match on Oak
STK:	Stain-to-Match on Reltech Anigre (Geiger)
STP:	Stain-to-Match on Maple
STU:	Stain-to-Match on Walnut (Geiger)

See your specification tool for product specific finish offering limitations.



Central Palette Overview

GSA

Central Palette

Program Overview

The Central Palette is the result of an intentional effort to integrate future design direction, field insights, and long-term business strategy. The palette provides a foundation of design continuity between Herman Miller and Knoll products, while each brand retains their distinct colors, materials, and finishes.

A centralized palette allows designers to create a greater variety of cross-branded premium workplace solutions at a variety of price points.

Finishes

A consolidation of like colors focused in the neutral color space. Painted and plastic components within the palette meet consistent performance and aesthetic criteria, allowing for improved efficiency and reliability.

Paint & Plastic:

8Q Folkstone Grey
91 White
98 Studio White
CRB Carbon
G1 Graphite
UBK Ultra Black
WL Warm Stone

Metallics:

611 Beige Mist Metallic
613 Silver

Laminate

The following solid color and woodgrain laminates will be available in high pressure (HPL) and thermally fused (TFL) versions with coordinating edgbands to support both brands of products.

Solid Color:

8Q Folkstone Grey
91 White
98 Studio White
UBK Ultra Black
WL Warm Stone

Woodgrain:

125 Natural Maple
126 Natural Cherry
127 Walnut
139 Light Ash
140 Warm Ash
LBA Clear on Ash *
LBB Oak on Ash *
LBC Walnut on Ash *
LBU Medium Matte Walnut

Matte:

NSD Celestial Grey
NSJ Asteroid Grey
NSK Nebula Black

* HPL features a woodgrain textured surface; TFL (Melamine) has a smooth surface.

Veneer

The following veneers will be available in aligned gloss and pore options across workspace products for Knoll and Herman Miller.

Techwood:

639 Light Cherry Techwood
651 Soft Grey Techwood
652 Whitened Quartered Oak Techwood
658 Clear Techwood
683 Soft Walnut Techwood
684 Dark Umber Techwood

Natural Veneer & Premium Techwood:

008 Blonde Oak
009 White Oak
010 Golden Oak
012 Oxford Walnut
016 Umber on Oak
017 Light Walnut
021 Peacock Green Walnut
653 Vivid Oak Techwood
659 Brushed Teak Techwood
660 White Maple Techwood
670 Deep Rosewood Techwood

Premium Veneer:

070 Ebonized Oak

Gloss & Pore Options include:

A - low gloss/closed pore
B - medium gloss/closed pore
C - high gloss/closed pore
D - low gloss/open pore
E - medium gloss/open pore
F - high gloss/open pore

Textiles

Textiles are not yet part of the Central Palette program. Refer to the COM Database for Textiles approved on products from various MillerKnoll Brands.



Textiles Application Chart — Workspaces

GSA *continued*

• Available

A Assigned lead-time textile.

A Maharam textiles are on assigned lead times.

See following page for exception notes.

Price Category A														
No fabrics available at this time.														
Price Category B														
VM_ _ Medium - Maharam A		2				•	20	•	•	•			•	•
TL_ _ Messenger - Maharam A *		2	•	20	•	•	2	•	•	•			•	•
Price Category C														
Z27_ _ Manner - Maharam A	2	2	2	•		•	2	•	•	•			•	•
Z3_ _ Metric - Maharam A	2	2			•	•		•	•	•			•	•
Price Category D														
ZMD_ _ Mode - Maharam A	2												•	•
ZS3_ _ Spiral - Maharam A	•	•	•	•		•	•	•	•	•			•	•
Price Category E														
TT_ _ Parallel - Maharam A	7	•		•	•	•	17	•	•	•			•	•
Price Category F														
8EX_ _ Emit - Maharam A	2	2	2	•	•	•	2	•	•					
Price Category G-K														
No fabrics available at this time.														

* Available in select colors on 20-day lead-time.

Refer to "Textile Colors" for 20-day colors.

- 1 Refer to price book appendices and Omni for COM information.
- 2 Available on all products except 54" and 60" wide.
- 3 Not available on AO partial-glazed panels.
- 4 Not available on Action Office (AO®) acoustical panels.
- 5 (8R_ _), (8T_ _), (85_ _), and (5S_ _) not available on AO acoustical panels and not available on 54"- or 60"-wide products.
- 6 Not available on Action Office (AO®) connectors, cable management, and spacers.
- 7 Not available on AO acoustical panels; not available on AO2 cable management panel face.
- 8 Available in select colors. See the "Textile Colors" appendix.
- 17 Not available on Canvas E-style flipper doors.
- 18 Available on seating products in select colors. See the "Textile Colors" appendix.
- 20 Not available on Ethospace tackable tiles.
- 21 Not available on Ethospace connectors and cable management tiles.
- 22 Not available as railroaded application option for Chain and Moire on Canvas extended width tiles.

Application Note: Herman Miller cannot guarantee material/pattern alignment in adjacent products. For example, a fabric's pattern may not align from one screen to the next, or from one panel to the next.

Textile Colors

GSA

Price Category 1

Customer's Own Material
Ancillary/Seating/Workspaces
See Order Information in Appendices.
Assigned lead-time textile. A

8Z Pellicle®
Seating
For New Aeron® Chairs
56% elastomeric
44% polyester
23101 Mineral
23102 Carbon
23103 Graphite

AireWeave™ 2
Seating
For Mirra® 2 Chairs
67% elastomeric
33% antimony-free polyester
1A701 Alpine
1A702 Slate Grey
1A703 Graphite
1A704 Lime Green
1A706 Urban Orange
1A708 Twilight

Chain
Workspaces
66" wide
100% recycled polyester with 12% ocean bound plastic
2V01 Pearl
2V02 Oyster
2V03 Wheat
2V04 Linen
2V05 Wicker
2V06 Bamboo
2V07 Sage
2V08 Spring Wood
2V09 Iceberg

Crossing
Seating/Workspaces
54" wide
86% antimony-free polyester
14% polyester
8T03 Wicker *
8T04 Porcelain *
8T05 Warm Grey *
8T10 Tomato
8T17 Cerulean
8T18 Indigo
8T19 Shale *
8T22 Tin *
8T23 Graphite
8T24 Black

Crossing
Workspaces
For systems products only.
54" wide
86% antimony-free polyester
14% polyester
8501 Ivory *
8502 Oyster *

* Crossing colors available on Exclave® Video-friendly Tackable Boards and Stowage Tackable Backdrop

Dex
Seating/Workspaces
54" wide
67% recycled polyester
33% polyester
3DE01 Frost
3DE02 Silver Pine
3DE03 Stone
3DE04 Shale
3DE05 Charcoal
3DE06 Gossamer
3DE07 Pine

Duo
Seating
For Lino™ Chairs
52% polyester
48% elastomeric
4RM01 Mineral
4RM02 Poppy
4RM03 Green Leaf
4RM04 Jade
4RM05 Shadow
4RM06 Graphite

Flexnet™
Seating
For Caper® Chairs
69% elastomeric
31% polyester
6V01 Black
6V02 Silver Grey

Grasscloth
Workspaces
66" wide
100% recycled polyester with 11% ocean bound plastic
2I01 Silver Birch
2I02 Pampas
2I03 Sedge
2I07 Lea
2I08 Taro
2I09 Steam Grey
2I13 Gravel

Intercept
Seating
For Cosm™ Chairs
60% elastomeric
40% polyester
84501 Graphite
84502 Carbon
84503 Mineral
84504 Nightfall
84505 Glacier
84506 Canyon

Lyris 2™
Seating
For Setu® Chairs
74% elastomeric
26% polyester
4W21 Alpine
4W23 Chartreuse
4W25 Berry Blue
4W26 Slate Grey
4W28 Chino
4W31 Graphite

Monologue
Ancillary/Seating/Workspaces
54" wide
56% recycled polyester
44% polyester
1MN01 Linen
1MN02 Alabaster
1MN04 Folkstone
1MN05 Silver Pine
1MN06 Slate
1MN07 Seed
1MN09 Persimmon
1MN11 Meadow
1MN12 Blue Sky
1MN13 Blue Spruce
1MN14 Deep Sea

Price category 1 continued on next page

Textile Colors

continued

GSA

Price Category 1

continued

Appendix: Textile Colors

Resonance	Ripple 3D Knit	Scatter	Splash 3D Knit
Workspaces	Seating	Ancillary/Seating/Workspaces	Seating
66" wide	Available only on Zeph® Chairs.	54" wide	Available only on Zeph® Chairs.
100% polyester	knit to size	100% recycled polyester,	knit to size
5T04 Greige	99% recycled polyester	with 26% ocean bound plastic	98% recycled polyester
5T05 Porcelain	1% lycra	4SC01 Alpine	2% lycra
5T06 Alabaster	5H201 Black	4SC02 Fog	5H101 Black
5T15 Iris	5H202 Carbon	4SC03 Shale	5H102 Carbon
5T28 Sugar	5H203 Alpine	4SC04 Persimmon	5H103 Alpine
5T47 Tobacco	5H204 Silt	4SC07 Olive	5H104 Silt
5T54 Saltbush	5H205 Tea Rose	4SC08 Glacier	5H105 Tea Rose
5T57 Seed	5H206 Cocoa	4SC09 Blue Sky	5H106 Cocoa
5T58 Sepia	5H207 Persimmon	4SC10 Lagoon	5H107 Persimmon
5T60 Iceberg	5H208 Blaze	4SC11 Slate Grey	5H108 Blaze
5T65 Red	5H209 Cayenne	4SC12 Blue Black	5H109 Cayenne
5T68 Pistachio	5H210 Falcon		5H110 Falcon
5T71 Jade	5H211 Mustard Seed	Scribe	5H111 Mustard Seed
5T72 Blue Green	5H212 Patina	Ancillary/Seating/Workspaces	5H112 Patina
5T74 Twilight	5H213 Olive	54" wide	5H113 Olive
	5H214 Moss	100% recycled polyester	5H114 Moss
	5H215 Aloe	with 53% ocean bound plastic	5H115 Aloe
	5H216 Glacier	3DN01 Spring Wood	5H116 Glacier
	5H217 Ultramarine	3DN02 Poplar	5H117 Ultramarine
	5H218 Nightfall	3DN03 Pewter	5H118 Nightfall
	5H219 Bluebell	3DN04 Deep Sea	5H119 Bluebell
	5H220 Boysenberry	3DN05 Fir	5H120 Boysenberry
	5H221 Nightfall/Bluebell	3DN06 Nutmeg	
	5H222 Patina/Alpine		Stretch Knit
	5H223 Cayenne/Glacier	Slant	Seating
	5H224 Tea Rose/Olive	Workspaces	Assigned lead-time textile. A
	5H225 Silt/Blaze	66" wide	Available only on Sayl®
		51% polyester	Suspension Back Work Chairs
		49% recycled polyester	97% polyester, 3% spandex
		22F04 Pesto	3DK01 Fog
		22F06 Neptune	3DK02 Slate Grey
		22F07 Blueberry	3DK03 Java
		22F10 Pumpkin	3DK04 Black
		22F12 Silver Birch	3DK05 Red
		22F13 Bluestone	3DK06 Green Apple
		22F15 Shale	3DK07 Berry Blue

Price category 1 continued on next page

Textile Colors

continued

GSA

Price Category 1

continued

Tailored

Ancillary/Seating/Workspaces

54" wide

56% polyester

44% recycled polyester

23501 Studio White * **

23502 Sugar **

23503 Tomato

23506 Chive

23508 Cobalt

23509 Cadet

23510 Fog

23511 Graphite

23512 Black

23513 Coffee

* Color not available on Canvas Tiles.

** Colors not available on Plex™ Lounge Furniture.

Tuck 3D Knit

Seating

Available only on Fuld Nesting Chairs.

knit to size

56% polyester

44% recycled polyester

9NK01 Alpine

9NK02 Carbon

9NK03 Nightfall

9NK04 Olive

9NK05 Cocoa

9NK06 Canyon

Whisper

Ancillary/Seating/Workspaces

54" wide

73% recycled polyester

27% polyester, with 11.3% ocean bound plastic

1WS01 Sand Dollar

1WS02 Pebble

1WS03 Silver Birch

1WS04 Iceberg

1WS05 Silver Pine

1WS06 Carbon

1WS07 Cumin

1WS12 Willow

1WS13 Sea Grass

1WS14 Pool

1WS15 Blueberry

1WS16 Glacier

1WS17 Grey

1WS18 Canyon

Price Category 2

Aristo

Seating/Workspaces

54" wide

88% recycled polyester

12% polyester

Acrylic backing

3AR02 Light Brindle

3AR03 Mink

3AR04 Copper

3AR06 Cherry

3AR08 Green Apple

3AR10 Waterfall

3AR11 Cadet

3AR12 Tin

3AR13 Pewter

3AR14 Grey Brindle

3AR15 Grey Black

Cord

Workspaces

66" wide

51% antimony-free polyester

49% polyester

5101 Ivory

5102 White Ash

5103 Linen

5104 Bamboo

5105 Sepia

5107 Sesame

5109 Bayou

5111 Spring Wood

5112 Summer White

Crepe

Ancillary/Seating/Workspaces

54" wide

100% recycled polyester,

with 43.6% ocean bound plastic

9201 Licorice

9203 Smoke

9207 Cherry

9223 Cadet

9241 Beachglass

9249 Stone *

9251 Fog *

9252 Slate Grey

9261 Shale

9262 Graphite

9265 Mineral

9266 Persimmon

9267 Juniper

9268 Glacier

9269 Cascade

9270 Navy

* Colors available on Exclave® Video-friendly Tackable Boards and Stowage Tackable Backdrop

Epic

Seating/Workspaces

54" wide

56% recycled polyester

44% polyester

Acrylic backing

3EP01 Alabaster

3EP02 Smoke

3EP03 Falcon

3EP05 Copper

3EP06 Urban Orange

3EP10 Clover

3EP11 Loden

3EP14 Peacock

3EP15 Cadet

3EP16 Indigo

3EP17 Spring Wood

3EP18 Grey Brindle

3EP19 Seed

3EP20 Carbon Dark

Price category 2 continued on next page

Appendix: Textile Colors

Textile Colors

continued

GSA

Price Category 2

continued

Appendix: Textile Colors

Hint	
Seating/Workspaces	
54" wide	
76% recycled polyester	
24% polyester	
3DP01	Sediment
3DP02	Gunmetal
3DP03	Silt
3DP04	Porcelain
3DP05	Indigo
3DP06	Fern
3DP07	Adobe
3DP08	Red Sea
Horizon	
Workspaces	
54" wide	
65% antimony-free polyester	
35% polyester	
4N01	Rye Grass
4N02	Sugar Pine
4N03	Silver Pine
4N04	White Ash
4N05	Spring Wood
4N08	Haystack
4N09	Oat Grass
4N13	Pine Cone
4N15	Elderberry
Marvel	
Seating	
54" wide	
100% pvc-free polyurethane	
1MV01	Summer White
1MV02	Sand Dollar
1MV03	Espresso
1MV04	Folkstone Grey
1MV05	Graphite
1MV06	Onyx
1MV07	Polar Blue
1MV08	Blush Grey
1MV12	Red
1MV14	Pine
1MV15	Teal Green
1MV16	Twilight

Medley	
Ancillary/Seating/Workspaces	
54" wide	
50% recycled polyester	
50% polyester	
1HA01	Stone *
1HA02	Trail
1HA03	Charcoal
1HA04	Cinder
1HA07	Chutney
1HA09	Feather Grey *
1HA11	Loden
1HA13	Bayou *
1HA14	Blue Grotto
1HA15	Blueberry
1HA22	Khaki
1HA23	Pewter
* Colors available on Exclave®	
Video-friendly Tackable Boards and	
Stowage Tackable Backdrop	
Mellow	
Seating/Workspaces	
54" wide	
100% recycled polyester,	
with 16% ocean bound plastic	
4ME01	Mineral
4ME04	Olive
4ME05	Glacier
4ME06	Oceanside
4ME07	Charcoal

Metaphor – Maharam	
Ancillary/Seating/Workspaces	
54" wide	
100% polyester	
Acrylic backing	
ZMA01/466553-001	Afterfeather
ZMA02/466553-002	Moonflower
ZMA03/466553-003	Handcraft
ZMA04/466553-004	Crossroad
ZMA05/466553-005	Chondrite
ZMA06/466553-006	Detective
ZMA07/466553-007	Steamship
ZMA08/466553-008	Electricity
ZMA09/466553-009	Takeoff
ZMA10/466553-010	Parachute
ZMA11/466553-011	Blueshift
ZMA12/466553-012	Dockyard
ZMA13/466553-013	Bathe
ZMA14/466553-014	Icebound
ZMA15/466553-015	Thermosphere
ZMA16/466553-016	Aboard
ZMA17/466553-017	Agateware
ZMA18/466553-018	Homeland
ZMA19/466553-019	Rockfall
ZMA20/466553-020	Undergrowth
ZMA21/466553-021	Gremolata
ZMA22/466553-022	Patina
ZMA23/466553-023	Sylvan
ZMA24/466553-024	Outfield
ZMA25/466553-025	Windbreak
ZMA26/466553-026	Saguaro
ZMA27/466553-027	Barnwood
ZMA28/466553-028	Cookshop
ZMA29/466553-029	Amandine
ZMA30/466553-030	Bodhran
ZMA31/466553-031	Centerstage
ZMA32/466553-032	Focaccia
ZMA33/466553-033	Bumblebee
ZMA34/466553-034	Microbrew
ZMA35/466553-035	Sauna
ZMA36/466553-036	Gazebo
ZMA37/466553-037	Pirouette
ZMA38/466553-038	Heartbeat
ZMA39/466553-039	Shino
ZMA40/466553-040	Sunrise

Metaphor continued	
ZMA41/466553-041	Florist
ZMA42/466553-042	Beadwork
ZMA43/466553-043	Framboise
ZMA44/466553-044	Wisteria
ZMA45/466553-045	Warrior
Muse – Maharam	
Ancillary/Seating/Workspaces	
54" wide	
100% post-consumer recycled polyester	
8I101/466487-001	Crescendo
8I102/466487-002	Resonate
8I103/466487-003	Runway
8I104/466487-004	Ascend
8I105/466487-005	Veil
8I106/466487-006	Refresh
8I107/466487-007	Clear
8I108/466487-008	Fantasy
8I109/466487-009	Miso
8I110/466487-010	Compass
8I111/466487-011	Bergamot
8I112/466487-012	Grasshopper
8I113/466487-013	Goal
8I114/466487-014	Mistletoe
8I115/466487-015	Seaglass
8I116/466487-016	Frigid
8I117/466487-017	Riverbend
8I118/466487-018	Noble
8I119/466487-019	Pulsar
8I120/466487-020	Veilella
8I121/466487-021	Sailboat
8I122/466487-022	Sparse
8I123/466487-023	Vase
8I124/466487-024	Haven
8I125/466487-025	Mead
8I126/466487-026	Neat
8I127/466487-027	Jovial
8I128/466487-028	Theater
8I129/466487-029	Poinsettia
8I130/466487-030	Celebrate
8I131/466487-031	Spectacle
Price category 2 continued on next page	

Textile Colors

continued

GSA

Price Category 2

continued

Rhythm	
Seating	
54" wide	
100% polyester	
3002	Green Apple
3004	Bayou
3005	Berry Blue
3006	Iris
3007	Twilight
3009	Poppy
3010	Molasses
3012	Khaki
3013	Mink
3014	Black *
3015	Charcoal *

* Colors available on Embody® Chair

Sequel	
Ancillary/Seating/Workspaces	
54" wide	
100% vinyl	
100% polyester knit backing	
Resilience® finish	
3SL01	White
3SL02	Pebble
3SL03	Mushroom
3SL04	Stone
3SL09	Seal
3SL10	Blue Fog
3SL11	Folkstone
3SL12	Shale
3SL13	Slate Grey
3SL14	Charcoal
3SL15	Carbon Dark
3SL28	Navy *

* Color available on Eames® Tandem Sling Seating

Terra	
Ancillary/Seating/Workspaces	
54" wide	
100% post-consumer recycled biodegradable polyester *	
4TE01	Spring Wood
4TE02	Zinc
4TE03	Pine Cone
4TE04	Charcoal
* 1% biodegradation in 1,278 days under ASTM D5511 conditions. No evidence of further degradation.	

Twine	
Workspaces	
66" wide	
100% recycled polyester	
3TW01	Silver Birch
3TW02	Ivory
3TW03	Alabaster
3TW04	Bamboo
3TW05	Iceberg
3TW06	Charcoal
3TW07	Feather Grey
3TW08	Shale

Twist	
Ancillary/Seating/Workspaces	
54" wide	
80% antimony-free polyester	
13% recycled polyester	
7% polyester	
8R05	Wicker
8R10	Poppy
8R14	Tin
8R15	Shale
8R16	Graphite
8R17	Birch
8R18	Sepia
8R22	Blueberry
8R23	Green Apple
8R26	Gunmetal
8R27	Cinder
8R29	Pekoe
8R33	Forest
8R35	Waterfall
8R36	Midnight Blue
8R37	Carbon Dark

Twist	
Workspaces	
For systems products only.	
54" wide	
80% antimony-free polyester	
13% recycled polyester	
7% polyester	
5S03	Oyster

Price Category 3

Ace	
Ancillary/Seating	
54" wide	
100% polyurethane	
Polyester knit backing	
Stain resistant finish	
3AC01	Summer White
3AC02	White Ash
3AC04	Metal
3AC05	Clay
3AC06	Chestnut
3AC08	Camelback
3AC09	Chipotle
3AC12	Artichoke
3AC13	Sepia Dark
3AC14	Aloe
3AC17	Oceanside
3AC18	Midnight
3AC20	Frost
3AC21	Lead
3AC22	Black

Fractal	
Ancillary/Seating/Workspaces	
58" wide	
84% recycled polyester	
16% polyester	
43Z01	Granite
43Z02	Golden Olive
43Z03	Verdant
43Z04	Cadet

Price category 3 continued on next page

Textile Colors

continued

GSA

Price Category 3

continued

Ground Cloth®	
Workspaces	
66" wide	
100% polyester	
4701	Vapor Grey
4721	Warm White *
4722	Fog *
4723	Straw *
4724	Red Orange *
4726	Green Apple *
4727	Caribbean *
4728	Midnight *
4729	Cappuccino *

* Colors available on Exclave® Video-friendly Tackable Boards and Stowage Tackable Backdrop

Latitude	
Seating	
Colors for Mirra 2 Chairs	
100% polyester	
8M10	Alpine
8M17	Black
8M23	French Press
8M27	Cordovan
8M28	Ochre
8M29	Ultramarine
8M30	Olive

Meld - Maharam	
Seating/Workspaces	
Workspaces	
54" wide	
68% post-consumer recycled polyester	
32% polyester	
PFOA-Free stain resistant	
ZM201/466387-201	Vast
ZM202/466387-202	Panda **
ZM203/466387-203	Skyline *
ZM204/466387-204	Knight **
ZM205/466387-205	Quill **
ZM206/466387-206	Pipe
ZM207/466387-207	Grate *
ZM208/466387-208	Gloss
ZM209/466387-209	Bulb

Meld continued	
ZM210/466387-210	Bride
ZM211/466387-211	Stark
ZM212/466387-212	Seashell
ZM213/466387-213	Antler
ZM214/466387-214	Crater *
ZM215/466387-215	Perennial
ZM216/466387-216	Mulberry
ZM217/466387-217	Fuchsia *
ZM218/466387-218	Amethyst *
ZM219/466387-219	Merlot
ZM220/466387-220	Magma *
ZM221/466387-221	Rooster
ZM222/466387-222	Heat *
ZM223/466387-223	Clementine
ZM224/466387-224	Fox
ZM225/466387-225	Kiss *
ZM226/466387-226	Bare
ZM227/466387-227	Blonde
ZM228/466387-228	Mimosa
ZM229/466387-229	Comet *
ZM230/466387-230	Honeydew
ZM231/466387-231	Wild *
ZM232/466387-232	Vine
ZM233/466387-233	Seed
ZM234/466387-234	Kale *
ZM235/466387-235	Waterfall *
ZM236/466387-236	Nordic *
ZM237/466387-237	Reef *
ZM238/466387-238	Wave
ZM239/466387-239	Isle **
ZM240/466387-240	Creek
ZM241/466387-241	Mariner *
ZM242/466387-242	Globe
ZM243/466387-243	Spa

* Colors available on 20-day lead time.

** Colors available on 10-day lead time.

Parcel	
Ancillary/Seating/Workspaces	
54" wide	
100% recycled polyester	
4GE01	Gunmetal
4GE02	Brindle
4GE03	Bayou
4GE04	Pesto
4GE05	Golden Olive
4GE06	Copper Sea

Saille - Geiger Textile	
Ancillary	
57" wide	
69% cotton	
31% polyester	
PFOA-Free stain resistant finish	
Acrylic backing	
18001	Coal
18002	Shale
18003	Haze
18004	Stone
18005	White *
18006	Beach
18007	Sand
18008	Blush
18009	Brick
18010	Fog
18011	Celadon
18012	Poolside
18013	Summer Sky
18014	Lake
18015	Midnight Blue

* Color not available on Eames® Soft Pad Group Chairs/Ottomans.

Strands	
Workspaces	
66" wide	
100% recycled polyester	
8W01	Pebble
8W02	Porcelain
8W04	Honey
8W05	Khaki
8W06	Rye
8W07	Wicker
8W08	Tin
8W09	Cool Grey

Textile Colors

continued

GSA

Price Category 4

Cygnus	
Ancillary	
For Eames® Aluminum Group Chairs	
69% elastomeric	
31% polyester	
5401	Black
5402	Zinc
5403	Quartz

Daydream	
Ancillary/Seating	
54" wide	
48% wool	
41% recycled polyester	
9% nylon	
2% polyester	
3DM01	Rye Grass
3DM02	Silver Birch
3DM03	Pewter
3DM04	Graphite
3DM05	Black
3DM06	Lemongrass
3DM07	Permission
3DM08	Juniper
3DM09	Sea Grass
3DM10	Nightfall

Kalista - Geiger Textile	
Ancillary	
54" wide	
71% post-industrial recycled cotton	
18% post-industrial recycled polyester	
11% polyester	
PFOA-Free stain resistant finish	
1AL01	Cotton
1AL02	Natural
1AL03	Titanium
1AL04	Pewter
1AL05	Starry Night
1AL06	Red Hot
1AL07	Sun Kissed
1AL08	Dune
1AL09	Beach Glass
1AL10	Bluestone
1AL11	Seaside
1AL12	Night Sky

Lariat – Maharam		
Ancillary/Seating		
54" wide		
100% vinyl		
ZLR01/440401-001	001	
ZLR02/440401-002	002	
ZLR04/440401-004	004	
ZLR06/440401-006	006	
ZLR07/440401-007	007	
ZLR08/440401-008	008	
ZLR10/440401-010	010	
ZLR11/440401-011	011	
ZLR13/440401-013	013	
ZLR14/440401-014	014	
ZLR15/440401-015	015	
ZLR16/440401-016	016	
ZLR18/440401-018	018	
ZLR20/440401-020	020	
ZLR21/440401-021	021	
ZLR24/440401-024	024	
ZLR25/440401-025	025	
ZLR26/440401-026	026	
ZLR28/440401-028	028	
ZLR31/440401-031	031	
ZLR32/440401-032	032	
ZLR33/440401-033	033	
ZLR34/440401-034	034	
ZLR38/440401-038	038	
ZLR39/440401-039	Granite	
ZLR40/440401-040	Linen	
ZLR41/440401-041	Stella	
ZLR42/440401-042	Saddle	
ZLR43/440401-043	Holly	
ZLR44/440401-044	Maroon	
ZLR45/440401-045	Siren	
ZLR46/440401-046	Reseda	
ZLR47/440401-047	Purslane	
ZLR48/440401-048	Spire	
ZLR49/440401-049	Papyrus	
ZLR50/440401-050	Chickadee	
ZLR51/440401-051	Requiem	

Sync	
Ancillary/Seating	
55" wide	
100% polyester	
3SY01	Pine Cone
3SY03	Canyon
3SY04	Truffle
3SY06	Everglade
3SY08	Nightfall
3SY09	Dark Mineral
3SY10	Slate Grey
3SY11	Dark Carbon
3SY12	Black

Price Category 5

Arlo - Maharam		
Ancillary/Seating		
70% wool		
30% polyester		
5YT01/466598-001	Turn	
5YT02/466598-002	Embers	
5YT03/466598-003	Parallel	
5YT04/466598-004	Octave	
5YT05/466598-005	Musing	
5YT06/466598-006	Summon	
5YT07/466598-007	Dynamic	
5YT08/466598-008	Signals	
5YT09/466598-009	Aspect	
5YT10/466598-010	Dedicate	
5YT11/466598-011	Juniper	
5YT12/466598-012	Cilantro	
5YT13/466598-013	Hawthorn	
5YT14/466598-014	Thread	
5YT15/466598-015	Spalted	
5YT16/466598-016	Warmer	
5YT17/466598-017	Misted	
5YT18/466598-018	Share	
5YT19/466598-019	Chord	
5YT20/466598-020	Heroic	
5YT21/466598-021	Arpeggio	
5YT22/466598-022	Roots	
5YT23/466598-023	Sumac	
5YT24/466598-024	Purl	
5YT25/466598-025	Homeward	

Cozy	
Ancillary/Seating	
54" wide	
100% wool	
3CY01	Heathered Warm Grey
3CY02	Heathered Rye Grass
3CY03	Heathered Cool Grey
3CY05	Heathered Black
3CY06	Heathered Persimmon
3CY07	Heathered Loden
3CY09	Heathered Lagoon
3CY10	Heathered Twilight

Price category 5 continued on next page

Textile Colors

continued

GSA

Price Category 5

continued

Appendix: Textile Colors

Hopsak	
Ancillary/Seating/Workspaces	
56" wide	
100% recycled polyester	
14A20	Black
14A22	Raw Umber Dark
14A26	Grey Blue Dark
14A30	Sepia Dark
14A38	Emerald Dark
14A39	Yellow Dark
14A40	Orange
14A41	Sienna
14A42	Olive Green Dark
14A43	Crimson
14A44	Crimson Dark Dark
14A45	Violet Dark
14A46	Pink Dark Dark
14A47	Ultramarine Dark
14A48	Cobalt Blue
14A49	Terra Cotta
14A50	Ochre Dark

Ingenue - Geiger Textile	
Ancillary	
54" wide	
28% wool	
26% viscose	
25% acrylic	
16% polyester	
5% cotton	
PFOA-Free stain resistant finish	
1GH01	Sand
1GH02	Fog
1GH03	Flannel
1GH04	Trench
1GH05	Vermillion
1GH06	Adriatic
1GH07	Umber
1GH08	Charcoal

Method – Maharam	
Seating/Workspaces	
54" wide	
100% recycled polyester	
with 12% ocean-bound plastic	
40G01/466579-001	Inspire
40G02/466579-002	Rhea
40G03/466579-003	Noise
40G04/466579-004	Speedway
40G05/466579-005	Villanelle
40G06/466579-006	Maestro
40G07/466579-007	Destiny
40G08/466579-008	Possess
40G09/466579-009	Waterside
40G10/466579-010	Relax
40G11/466579-011	Delightful
40G12/466579-012	Parrotlet
40G13/466579-013	Verdurous
40G14/466579-014	Bosky
40G15/466579-015	Acreage
40G16/466579-016	Allude
40G17/466579-017	Tweed
40G18/466579-018	Korma
40G19/466579-019	Fossilize
40G20/466579-020	Cattail
40G21/466579-021	Shortcake
40G22/466579-022	Racecar
40G23/466579-023	Courtship
40G24/466579-024	Jam
40G25/466579-025	Sparrow

Nico - Maharam	
Ancillary/Seating/Workspaces	
54" wide	
63% wool	
21% polyester	
16% solution-dyed nylon	
ZNC01/466564-001	Alcazar
ZNC02/466564-002	Ironclad
ZNC03/466564-003	Tune
ZNC04/466564-004	Bridegroom
ZNC05/466564-005	Diode
ZNC06/466564-006	Jest

Nico continued	
ZNC07/466564-007	Sanctuary
ZNC08/466564-008	Aquarius
ZNC09/466564-009	Houseboat
ZNC10/466564-010	Olympian
ZNC11/466564-011	Tennis
ZNC12/466564-012	Dressage
ZNC13/466564-013	Zing
ZNC14/466564-014	Bitterroot
ZNC15/466564-015	Gemini
ZNC16/466564-016	Posh
ZNC17/466564-017	Sizzle
ZNC18/466564-018	Cheerful
ZNC19/466564-019	Watermelon
ZNC20/466564-020	Toucan
ZNC21/466564-021	Rosin
ZNC22/466564-022	Jousting
ZNC23/466564-023	Jojoba
ZNC24/466564-024	Dromedary
ZNC25/466564-025	Toasty
ZNC26/466564-026	Casaba
ZNC27/466564-027	Greenhouse
ZNC28/466564-028	Sibyl
ZNC29/466564-029	Spearmint
ZNC30/466564-030	Pothos
ZNC31/466564-031	Calathea
ZNC32/466564-032	Landscape
ZNC33/466564-033	Espalier
ZNC34/466564-034	Gecko
ZNC35/466564-035	Meditation

Vionette - Geiger Textile	
Ancillary	
55" wide	
100% polyester	
1GJ01	White Sand Mix
1GJ02	Desert Mix
1GJ03	Light Gray Mix
1GJ04	Pewter Mix
1GJ05	Cobalt Mix
1GJ06	Prussian Blue Mix
1GJ07	Chocolate Mix
1GJ08	Champagne
1GJ09	Morning Sky
1GJ10	Aquatic
1GJ11	Sapphire
1GJ12	Midnight Blue
1GJ13	Shadow
1GJ14	Java
1GJ15	Carbon
1GJ16	Black
1GJ17	Claret
1GJ18	Poppy

Textile Colors

continued

GSA

Price Category 6

Outdoor Weave	
Ancillary	
For Eames® Aluminum Group	
Outdoor Chairs	
50% elastomeric	
50% polypropylene	
7203	Lead
7205	Graphite

Price Category 7

Customer's Own Leather	
Seating/Ancillary	
See Order Information in	
Appendices. Assigned lead-time	
textile. A	

Beck – Maharam	
Ancillary/Seating	
55" wide	
78% wool	
22% nylon	
ZB301/466571-001	Overshadow
ZB302/466571-002	Molecule
ZB303/466571-003	Zeitgeist
ZB304/466571-004	Blacksmith
ZB305/466571-005	Cornerstone
ZB306/466571-006	Chainmail
ZB307/466571-007	Buckram
ZB308/466571-008	Callisto
ZB309/466571-009	Interlude
ZB310/466571-010	Letterpress
ZB311/466571-011	Memoir
ZB312/466571-012	Litmus
ZB313/466571-013	Stoic
ZB314/466571-014	Inkpad
ZB315/466571-015	Praxis
ZB316/466571-016	Astute
ZB317/466571-017	Percolate
ZB318/466571-018	Halocline
ZB319/466571-019	Semblance
ZB320/466571-020	Loch
ZB321/466571-021	Lido
ZB322/466571-022	Underwater
ZB323/466571-023	Tetrapod
ZB324/466571-024	Nymph
ZB325/466571-025	Appalachian
ZB326/466571-026	Menthol
ZB327/466571-027	Woodruff
ZB328/466571-028	Malachite
ZB329/466571-029	Botanist
ZB330/466571-030	Woodlet
ZB331/466571-031	Katydid
ZB332/466571-032	Exuberant
ZB333/466571-033	Retrospect

Beck continued	
ZB334/466571-034	Lambic
ZB335/466571-035	Argil
ZB336/466571-036	Brushstroke
ZB337/466571-037	Candescent
ZB338/466571-038	Reedbuck
ZB339/466571-039	Clayware
ZB340/466571-040	Curio
ZB341/466571-041	Whimsy
ZB342/466571-042	Effervescent
ZB343/466571-043	Lingonberry
ZB344/466571-044	Resplendent
ZB345/466571-045	Hollyhock
ZB346/466571-046	Filigree
ZB347/466571-047	Plutonic
ZB348/466571-048	Foundry
ZB349/466571-049	Patisserie
ZB390	Gold 007/032/033 *
ZB391	Russet 036/040/039 *
ZB392	Indigo 008/013/014 *
ZB393	Forest 006/031/028 *

* Colors available only on
Girard Color Wheel Ottoman.

Bellano - Geiger Textile	
Ancillary	
55" wide	
75% wool	
10% linen	
8% nylon	
7% alpaca	
1AX01	Pearl
1AX02	Fog
1AX03	Fawn
1AX04	Pumice
1AX05	Pewter
1AX06	Atlantic
1AX07	Black Green
1AX08	Adriatic
1AX09	Coffee
1AX10	Charcoal
1AX11	Umber
1AX12	Magenta
1AX13	Bittersweet
1AX14	Sunflower

Capri - Geiger Textile	
Ancillary	
55" wide	
36% cotton	
32% acrylic	
24% rayon	
8% polyester	
PFOA-Free stain resistant finish	
Acrylic backing	
17201	Snow
17202	Stone
17203	Trench
17204	Graphite
17205	Anthracite
17206	Light Silver
17207	Russet
17208	Chestnut Brown
17209	Sand
17210	Sterling
17211	Cobalt
17212	Ink

Mantle - Maharam	
Ancillary/Seating	
59% recycled polyester	
37% polyester	
4% spandex	
8PV01/466517-001	Pavement
8PV02/466517-002	Future
8PV03/466517-003	Piper
8PV04/466517-004	Manifesto
8PV05/466517-005	Mapo
8PV06/466517-006	Redwood
8PV07/466517-007	Rocky
8PV08/466517-008	Impala
8PV09/466517-009	Warbler
8PV10/466517-010	Guild
8PV11/466517-011	Kinetic
8PV12/466517-012	Behold
8PV13/466517-013	Orb
8PV14/466517-014	Sport
8PV15/466517-015	Utopia
8PV16/466517-016	True
8PV17/466517-017	Galore

Price category 7 continued on
next page

Textile Colors

continued

GSA

Price Category 7

continued

Price Category 8

Mantle continued	
8PV18/466517-018	Parsley
8PV19/466517-019	Dare
8PV20/466517-020	Branzino
8PV21/466517-021	Network
8PV22/466517-022	Standard
8PV23/466517-023	Salamander
8PV24/466517-024	Oscillate

Milaner - Geiger Textile	
Ancillary	
55" wide	
56% wool, 10% acrylic	
10% alpaca, 10% cotton	
8% nylon, 6% rayon	
17101	Linen
17102	Flax
17103	Bark
17104	Deep Navy
17105	Charcoal
17106	Medium Grey
17107	Ash
17108	Crimson

Panno di Dolce - Geiger Textile	
Ancillary	
55" wide	
65% wool	
20% nylon	
15% alpaca	
1AV01	Fog
1AV02	Dune
1AV03	Trench
1AV04	Flannel
1AV05	Charcoal
1AV06	Umber
1AV07	Deep Navy
1AV08	Graphite
1AV09	Orange
1AV10	Pink
1AV11	Deep Red
1AV12	Bright Green
1AV13	Cerulean Blue
1AV14	Deep Cerulean Blue

Resca - Geiger Textile	
Ancillary	
56" wide	
75% wool	
10% linen	
8% nylon	
7% alpaca	
1AW01	Fog
1AW02	Dune
1AW03	Trench
1AW04	Flannel
1AW05	Umber
1AW06	Bordeaux

Rowan - Maharam	
Seating	
77% wool	
12% nylon	
6% acrylic	
5% linen	
5K301/466641-001	Kingdom
5K302/466641-002	Northern
5K303/466641-003	Rabbit
5K304/466641-004	Elephant
5K305/466641-005	Furrow
5K306/466641-006	Heirloom
5K307/466641-007	Appear
5K308/466641-008	Repose
5K309/466641-009	Blackcurrant
5K310/466641-010	Courage
5K311/466641-011	Bordeaux
5K312/466641-012	Cherish
5K313/466641-013	Brickfield
5K314/466641-014	Hibiscus
5K315/466641-015	Carnelian
5K316/466641-016	Cinnabar
5K317/466641-017	Toasted
5K318/466641-018	Revea
5K319/466641-019	Cortado
5K320/466641-020	Medallion
5K321/466641-021	Polenta
5K322/466641-022	Prized
5K323/466641-023	Travertine
5K324/466641-024	Companion
5K325/466641-025	Library
5K326/466641-026	Fable

Rowan continued	
5K327/466641-027	Pixie
5K328/466641-028	Arboretum
5K329/466641-029	Ease
5K330/466641-030	Sapling
5K331/466641-031	Cottonwood
5K332/466641-032	Scout
5K333/466641-033	Valleyside
5K334/466641-034	Ornament
5K335/466641-035	Zucchini
5K336/466641-036	Ethereal
5K337/466641-037	Springtide
5K338/466641-038	Traverse
5K339/466641-039	Untold
5K340/466641-040	Flowing
5K341/466641-041	Laguna
5K342/466641-042	Cerulean
5K343/466641-043	Soundscape
5K344/466641-044	Message
5K345/466641-045	Freefall
5K346/466641-046	Musical
5K347/466641-047	Puzzle
5K348/466641-048	Operatic
5K349/466641-049	Daydream
5K350/466641-050	Shale
5K351/466641-051	Forward
5K352/466641-052	Anthracite

Wool Tweed - Geiger Textile	
Ancillary	
54" wide	
80% wool, 20% nylon	
16601	Trench
16602	Pewter
16603	Ruby
16604	Blue Gray
16605	Navy
16606	Umber
16607	Charcoal

Luce - Maharam	
Ancillary/Seating	
59" wide	
75% post-consumer recycled wool	
20% polyester	
5% nylon	
ZLU01/466566-001	Brioche
ZLU02/466566-002	Blanched
ZLU03/466566-003	Relic
ZLU04/466566-004	Sinter
ZLU05/466566-005	Scoria
ZLU06/466566-006	Austere
ZLU07/466566-007	Pigment
ZLU08/466566-008	Alkali
ZLU09/466566-009	Tidal
ZLU10/466566-010	Imbue
ZLU11/466566-011	Reservoir
ZLU12/466566-012	Brine
ZLU13/466566-013	Undertone
ZLU14/466566-014	Prelude
ZLU15/466566-015	Submerge
ZLU16/466566-016	Cypress
ZLU17/466566-017	Awash
ZLU18/466566-018	Adriatic
ZLU19/466566-019	Province
ZLU20/466566-020	Virescent
ZLU21/466566-021	Nettle
ZLU22/466566-022	Agrarian
ZLU23/466566-023	Serpentine
ZLU24/466566-024	Laurel
ZLU25/466566-025	Clarion
ZLU26/466566-026	Gooseberry
ZLU27/466566-027	Swelter
ZLU28/466566-028	Etruscan
ZLU29/466566-029	Coulis
ZLU30/466566-030	Rubescient
ZLU31/466566-031	Akoya
ZLU32/466566-032	Radiant
ZLU33/466566-033	Regent
ZLU34/466566-034	Spectral
ZLU35/466566-035	Thistle

Textile Colors

continued

GSA

Price Category 9

Gemma – Maharam	
Ancillary/Seating	
55" wide	
85% wool	
15% nylon	
ZGE01/466568-001	Crinoline
ZGE02/466568-002	Angelic
ZGE03/466568-003	Savory
ZGE04/466568-004	Honeycomb
ZGE05/466568-005	Gilded
ZGE06/466568-006	Paddleboat
ZGE07/466568-007	Stagecoach
ZGE08/466568-008	Waterbuck
ZGE09/466568-009	Earnest
ZGE10/466568-010	Auric
ZGE11/466568-011	Carmine
ZGE12/466568-012	Serape
ZGE13/466568-013	Ferric
ZGE14/466568-014	Canyon
ZGE15/466568-015	Alembic
ZGE16/466568-016	Patio
ZGE17/466568-017	Sorrel
ZGE18/466568-018	Root
ZGE19/466568-019	Mansion
ZGE20/466568-020	Buff
ZGE21/466568-021	Starch
ZGE22/466568-022	Dawn
ZGE23/466568-023	Countryside
ZGE24/466568-024	Dewy
ZGE25/466568-025	Reliquary
ZGE26/466568-026	Deluge
ZGE27/466568-027	Overlay
ZGE28/466568-028	Electron
ZGE29/466568-029	Sheath
ZGE30/466568-030	Quietude
ZGE31/466568-031	Jargon
ZGE32/466568-032	Powder
ZGE33/466568-033	Tide
ZGE34/466568-034	Outwash
ZGE35/466568-035	Enamored
ZGE36/466568-036	Smitten
ZGE37/466568-037	Revere
ZGE38/466568-038	Mangosteen
ZGE39/466568-039	Allium
ZGE40/466568-040	Immense

Gemma continued	
ZGE41/466568-041	Chamber
ZGE42/466568-042	Cosmos
ZGE43/466568-043	Inkling
ZGE44/466568-044	Rainwater
ZGE45/466568-045	Shade
ZGE46/466568-046	Pendant
ZGE47/466568-047	Axial
ZGE48/466568-048	Fervent
ZGE49/466568-049	Legacy
ZGE50/466568-050	Caliber
ZGE51/466568-051	Temple
ZGE52/466568-052	Evenfall
Jasper - Maharam	
Seating	
53" wide	
55% wool	
27% solution-dyed nylon	
18% cotton	
ZJA01/466563-001	Thrill
ZJA02/466563-002	Anise
ZJA03/466563-003	Grapefruit
ZJA04/466563-004	Lifeguard
ZJA05/466563-005	Heartfelt
ZJA06/466563-006	Corsage
ZJA07/466563-007	Earthenware
ZJA08/466563-008	Bear
ZJA09/466563-009	Firelight
ZJA10/466563-010	Dreamcatcher
ZJA11/466563-011	Bobcat
ZJA12/466563-012	Glacial
ZJA13/466563-013	Vaporize
ZJA14/466563-014	Trapdoor
ZJA15/466563-015	Halcyon
ZJA16/466563-016	Observatory
ZJA17/466563-017	Steamboat
ZJA18/466563-018	Aquathlon
ZJA19/466563-019	Cloudless
ZJA20/466563-020	Briny
ZJA21/466563-021	Magical
ZJA22/466563-022	Picnic
ZJA23/466563-023	Herbage
ZJA24/466563-024	Pasture
ZJA25/466563-025	Courtyard
ZJA26/466563-026	Leapfrog

Leather	
Ancillary/Seating	
approx. 50 sq. ft. per hide	
100% leather	
2101	Ivory
2109	Black *
2110	Smoke
2111	Graphite
2112	Khaki
2113	Rattan
2114	Truffle
2115	Alpine
2116	Haze
2117	Sable Grey
2118	Dark Mineral **
2119	Dark Carbon ***
2120	Cranberry
2121	Deep Sea

* Armpad color available on Aeron® Chair, Graphite.

** Armpad color available on Aeron Chair, Mineral.

*** Armpad color available on Aeron Chair, Carbon.

Price Category 10

Bristol Leather - Geiger Textile	
Ancillary	
approx. 55 sq. ft. per hide	
100% leather	
5-507	Black
5-511	Putty
5-519	Hunter
5-520	White
5-521	Ivory
5-522	Parchment
5-537	Caribbean
5-546	Pumice
5-547	Smoke
5-548	Charcoal
5-549	Dark Shale
5-556	Downtown Grey
5-557	City Night
5-559	Ash Grey
5-563	Champagne
5-564	Chestnut Brown
5-565	Dark Sienna
5-566	Earthen
5-567	Desert
5-568	British Green
5-579	Paris Blue
5-583	Atlantic
5-592	Camel
5-594	Taupe
5-597	Pure
5-598	Cream
5-600	Midnight Blue
5-603	Sangria
5-604	Swiss Red
5-605	Nordic Yellow
5-606	Sky Grey
5-608	Natural

Price category 10 continued on next page

Textile Colors

continued

GSA

Price Category 10

continued

Firma – Maharam	
Ancillary/Seating	
55" wide	
78% wool	
22% nylon	
3KH01/466582-001	Wrath
3KH02/466582-002	Pantomime
3KH03/466582-003	Shaded
3KH04/466582-004	Prologue
3KH05/466582-005	Framework
3KH06/466582-006	Railroad
3KH07/466582-007	Grommet
3KH08/466582-008	Lunisolar
3KH09/466582-009	Snowpack
3KH10/466582-010	Coldsnap
3KH11/466582-011	Sealift
3KH12/466582-012	Brood
3KH13/466582-013	Intertidal
3KH14/466582-014	Confide
3KH15/466582-015	Secluded
3KH16/466582-016	Leisure
3KH17/466582-017	Portfolio
3KH18/466582-018	Strato
3KH19/466582-019	Fogbow
3KH20/466582-020	Snowcone
3KH21/466582-021	Kazoo
3KH22/466582-022	Esteem
3KH23/466582-023	Mackerel
3KH24/466582-024	Brooch
3KH25/466582-025	Caesious
3KH26/466582-026	Islet
3KH27/466582-027	Biosphere
3KH28/466582-028	Hilltop
3KH29/466582-029	Arboreal
3KH30/466582-030	Lineage
3KH31/466582-031	Comfrey
3KH32/466582-032	Circe
3KH33/466582-033	Ecosystem
3KH34/466582-034	Knack
3KH35/466582-035	Watt
3KH36/466582-036	Epiphany
3KH37/466582-037	Gamma
3KH38/466582-038	Taxicab
3KH39/466582-039	Varietal

Gemma Multi – Maharam	
Ancillary/Seating	
55" wide	
85% wool	
15% nylon	
ZGF01/466569-001	Andromeda
ZGF02/466569-002	Dappled
ZGF03/466569-003	Lyra
ZGF04/466569-004	Flaunt
ZGF05/466569-005	Celluloid
ZGF06/466569-006	Hydrozoa
ZGF07/466569-007	Firefly
ZGF08/466569-008	Pisces
ZGF09/466569-009	Strath
ZGF10/466569-010	Erosion
ZGF11/466569-011	Cabaret
ZGF12/466569-012	Candytuft
ZGF13/466569-013	Juice
ZGF14/466569-014	Fairground
ZGF15/466569-015	Copperplate
ZGF16/466569-016	Sunbird
ZGF17/466569-017	Cinematic
ZGF18/466569-018	Clairvoyant
ZGF19/466569-019	Crocus
ZGF20/466569-020	Memoir
ZGF21/466569-021	Roulette
ZGF22/466569-022	Voltaic
ZGF23/466569-023	Compote
ZGF24/466569-024	Lambent
ZGF25/466569-025	Twister
ZGF26/466569-026	Chronicle
ZGF27/466569-027	Sidereal
ZGF28/466569-028	Tanzanite
ZGF29/466569-029	Crystalize
ZGF30/466569-030	Chromium
ZGF31/466569-031	Pallium
ZGF32/466569-032	Spectre
ZGF33/466569-033	Courgette
ZGF34/466569-034	Viper
ZGF35/466569-035	Sunlit
ZGF36/466569-036	Heavenly
ZGF37/466569-037	Vernal
ZGF38/466569-038	Cress
ZGF39/466569-039	Limn
ZGF40/466569-040	Horseradish

Gemma Multi continued	
ZGF41/466569-041	Shandy
ZGF42/466569-042	Granary
ZGF43/466569-043	Percolate
ZGF44/466569-044	Motor
ZGF45/466569-045	Unicorn
ZGF46/466569-046	Lobster
ZGF47/466569-047	Rhododendron
ZGF48/466569-048	Taffy
ZGF49/466569-049	Rishi
ZGF50/466569-050	Backcountry
ZGF51/466569-051	Buckthorn
ZGF52/466569-052	Coniferous
ZGF53/466569-053	Delphic
ZGF54/466569-054	Hieroglyph
ZGF55/466569-055	Eiderdown
ZGF56/466569-056	Sandbar
ZGF57/466569-057	Tanager

Gemma Multi Reverse – Maharam	
Ancillary/Seating	
55" wide	
85% wool	
15% nylon	
ZGF58/466569-101	Andromeda
	Reverse
ZGF59/466569-102	Dappled
	Reverse
ZGF60/466569-103	Lyra
	Reverse
ZGF61/466569-104	Flaunt
	Reverse
ZGF62/466569-105	Celluloid
	Reverse
ZGF63/466569-106	Hydrozoa
	Reverse
ZGF64/466569-107	Firefly
	Reverse
ZGF65/466569-108	Pisces
	Reverse
ZGF66/466569-109	Strath
	Reverse
ZGF67/466569-110	Erosion
	Reverse

Gemma Multi Reverse continued	
ZGF68/466569-111	Cabaret
	Reverse
ZGF69/466569-112	Candytuft
	Reverse
ZGF70/466569-113	Juice
	Reverse
ZGF71/466569-114	Fairground
	Reverse
ZGF72/466569-115	Copperplate
	Reverse
ZGF73/466569-116	Sunbird
	Reverse
ZGF74/466569-117	Cinematic
	Reverse
ZGF75/466569-118	Clairvoyant
	Reverse
ZGF76/466569-119	Crocus
	Reverse
ZGF77/466569-120	Memoir
	Reverse
ZGF78/466569-121	Roulette
	Reverse
ZGF79/466569-122	Voltaic
	Reverse
ZGF80/466569-123	Compote
	Reverse
ZGF81/466569-124	Lambent
	Reverse
ZGF82/466569-125	Twister
	Reverse
ZGF83/466569-126	Chronicle
	Reverse
ZGF84/466569-127	Sidereal
	Reverse
ZGF85/466569-128	Tanzanite
	Reverse
ZGF86/466569-129	Crystalize
	Reverse
ZGF87/466569-130	Chromium
	Reverse
ZGF88/466569-131	Pallium
	Reverse
ZGF89/466569-132	Spectre
	Reverse

Price category 10 continued on next page

Textile Colors

continued

GSA

Price Category 10

continued

Gemma Multi Reverse continued

ZGF90/466569-133	Courgette
	Reverse
ZGF91/466569-134	Viper
	Reverse
ZGF92/466569-135	Sunlit
	Reverse
ZGF93/466569-136	Heavenly
	Reverse
ZGF94/466569-137	Vernal
	Reverse
ZGF95/466569-138	Cress
	Reverse
ZGF96/466569-139	Limn
	Reverse
ZGF97/466569-140	Horseradish
	Reverse
ZGF98/466569-141	Shandy
	Reverse
ZGF99/466569-142	Granary
	Reverse
ZGFA0/466569-143	Percolate
	Reverse
ZGFA1/466569-144	Motor
	Reverse
ZGFA2/466569-145	Unicorn
	Reverse
ZGFA3/466569-146	Lobster
	Reverse
ZGFA4/466569-147	Rhododendron
	Reverse
ZGFA5/466569-148	Taffy
	Reverse
ZGFA6/466569-149	Rishi
	Reverse
ZGFA7/466569-150	Backcountry
	Reverse
ZGFA8/466569-151	Buckthorn
	Reverse
ZGFA9/466569-152	Coniferous
	Reverse
ZGFB0/466569-153	Delphic
	Reverse

Gemma Multi Reverse continued

ZGFB1/466569-154	Hieroglyph
	Reverse
ZGFB2/466569-155	Eiderdown
	Reverse
ZGFB3/466569-157	Tanager
	Reverse

Petra - Maharam

Ancillary/Seating	
55" wide	
70% wool	
19% linen	
11% nylon	
ZP401/466580-001	Hieroglyph
ZP402/466580-002	Interior
ZP403/466580-003	Samovar
ZP404/466580-004	Calcite
ZP405/466580-005	Silversmith
ZP406/466580-006	Rivet
ZP407/466580-007	Carpolite
ZP408/466580-008	Bonbon
ZP409/466580-009	Dreamy
ZP410/466580-010	Bejewel
ZP411/466580-011	Sashimi
ZP412/466580-012	Spirula
ZP413/466580-013	Chalet
ZP414/466580-014	Reindeer
ZP415/466580-015	Nostalgia
ZP416/466580-016	Trove
ZP417/466580-017	Narcissus
ZP418/466580-018	Yurt
ZP419/466580-019	Congee
ZP420/466580-020	Genepy
ZP421/466580-021	Herbaceous
ZP422/466580-022	Paddock
ZP423/466580-023	Precious
ZP424/466580-024	Biome
ZP425/466580-025	Tinted
ZP426/466580-026	Pelagic
ZP427/466580-027	Bluebill
ZP428/466580-028	Chicory
ZP429/466580-029	Eaglet
ZP430/466580-030	Permafrost
ZP431/466580-031	Atlantic
ZP432/466580-032	Airstream
ZP433/466580-033	Debonair

Price Category 11

Felix - Maharam

Ancillary/Seating	
85% wool	
15% nylon	
3BS01	Angular
3BS02	Shark
3BS03	Easy
3BS04	Cue
3BS05	Rye
3BS06	Champion
3BS07	Between
3BS08	Propose
3BS09	Rising
3BS10	Tile
3BS11	Place
3BS12	Kernel
3BS13	Pinnacle
3BS14	Darling
3BS15	Seasonal
3BS16	Shipmate
3BS17	Jump
3BS18	Geyser
3BS19	Team

Prone Leather - Maharam

Ancillary	
approx. 50 sq. ft. per hide	
100% leather	
protective top coat	
1NX01/700020-001	Lotus
1NX02/700020-002	Timbre
1NX03/700020-003	Essence
1NX04/700020-004	Script
1NX05/700020-005	Gambit
1NX06/700020-006	Obsidian
1NX07/700020-007	Sail
1NX09/700020-009	Vine
1NX10/700020-010	Yarrow
1NX13/700020-013	Balsa
1NX14/700020-014	Shore
1NX15/700020-015	Bricolage
1NX17/700020-017	Ledge
1NX19/700020-019	Mantra
1NX20/700020-020	Java
1NX21/700020-021	Lute
1NX22/700020-022	Glow
1NX23/700020-023	Hickory

Price Category A

No fabrics available at this time.

Appendix: Textile Colors

Textile Colors

continued

GSA

Price Category B

Medium – Maharam	
Ancillary/Seating/Workspaces	
54" wide	
100% polyester	
VM01/463490-001	Raven
VM02/463490-002	Smoke
VM03/463490-003	Alloy
VM04/463490-004	Flax
VM07/463490-007	Espresso
VM14/463490-014	Laser
VM16/463490-016	Port
VM22/463490-022	Marina
VM29/463490-029	Pistachio
VM32/463490-032	Prospect
VM36/463490-036	Delight
VM39/463490-039	Nautical
VM44/463490-044	Washed
VM45/463490-045	Sculpture
VM47/463490-047	Hike
VM49/463490-049	Pacific
VM50/463490-050	Cosmic
VM53/463490-053	Nasturtium

Messenger — Maharam	
Ancillary/Seating/Workspaces	
54" wide	
78% post-industrial recycled polyester	
15% polyester	
7% nylon	
TI07/458640-007	Shadow
TI08/458640-008	Bayou *
TI24/458640-024	Poppy
TI25/458640-025	Mao
TI29/458640-029	Onyx *
TI31/458640-031	Cloud *
TI38/458640-038	Depth *
TI40/458640-040	Nile *
TI41/458640-041	Azure *
TI45/458640-045	Cactus *

Messenger continued	
TI46/458640-046	Ice *
TI48/458640-048	Neon
TI50/458640-050	Hydrangea
TI53/458640-053	Tangelo
TI54/458640-054	Lumine *
TI58/458640-058	Snow **
TI60/458640-060	Peridot
TI61/458640-061	Capri *
TI62/458640-062	Ultramarine
TI63/458640-063	Squall
TI66/458640-066	Cassis
TI67/458640-067	Aster
TI69/458640-069	Cherry
TI70/458640-070	Vibrant
TI71/458640-071	Satsuma *
TI72/458640-072	Maize
TI76/458640-076	Fossil
TI77/458640-077	Ash
TI78/458640-078	Tusk
TI79/458640-079	Oyster **
TI81/458640-081	Husk
TI84/458640-084	Robust
TI85/458640-085	Beyond
TI86/458640-086	Voyage *
TI87/458640-087	Everglade
TI89/458640-089	Blanch **
TI90/458640-090	Longspur
TI91/458640-091	Vireo
TI92/458640-092	Dipper
TI93/458640-093	Gale
TI94/458640-094	Hunter
TI95/458640-095	Lime
TI96/458640-096	Apple
TI97/458640-097	Krill
TI98/458640-098	Catalyst

* Colors available on 20-day lead time.

** Colors not available on Eames Molded Fiberglass and Molded Plastic Side Chairs.

Price Category C

Manner - Maharam	
Ancillary/Seating/Workspaces	
54" wide	
65% post-industrial recycled polyester	
35% post-consumer recycled polyester	
Z2701/466177-001	Magic
Z2702/466177-002	Carob
Z2703/466177-003	Porpoise
Z2704/466177-004	Flint
Z2705/466177-005	Hush *
Z2706/466177-006	Nuance
Z2711/466177-011	Ember
Z2712/466177-012	Wagon
Z2713/466177-013	Ablaze
Z2714/466177-014	Peel
Z2716/466177-016	Butterscotch
Z2717/466177-017	Harvest
Z2720/466177-020	Parakeet
Z2722/466177-022	Aquatic
Z2723/466177-023	Cottage
Z2724/466177-024	Dahlia
Z2725/466177-025	Vivid
Z2726/466177-026	Basin
Z2727/466177-027	Schooner
Z2729/466177-029	Silverpoint
Z2730/466177-030	Lattice
Z2731/466177-031	Smoky
Z2732/466177-032	Magnetic
Z2733/466177-033	Woad
Z2734/466177-034	Resolute
Z2735/466177-035	Cruise
Z2736/466177-036	Atmospheric
Z2737/466177-037	Cloudburst
Z2738/466177-038	Tidewater
Z2739/466177-039	Firth
Z2740/466177-040	Oceanside
Z2741/466177-041	Grandeur
Z2742/466177-042	Comfort
Z2743/466177-043	Dill
Z2744/466177-044	Poplar
Z2745/466177-045	Citronella
Z2746/466177-046	Passerine

Manner continued	
Z2747/466177-047	Southwest
Z2748/466177-048	Roseate
Z2749/466177-049	Charisma
Z2750/466177-050	Siltstone
Z2751/466177-051	Kimono
Z2752/466177-052	Valiant
Z2753/466177-053	Baroness

* Color not available on Eames Aluminum Group, Executive Chairs, Upholstered Molded Plywood Chairs, and Sofa Compact.

Merit - Maharam	
Seating	
54" wide	
76% post-industrial recycled polyester	
24% polyester	
PFOA-Free stain resistant	
88Z01/466444-001	Trickle
88Z02/466444-002	Beluga
88Z03/466444-003	Gunmetal
88Z04/466444-004	Blackout
88Z05/466444-005	Superior
88Z06/466444-006	Ocean
88Z07/466444-007	Highborn
88Z08/466444-008	Immersed
88Z09/466444-009	Rainfall
88Z10/466444-010	Blizzard
88Z11/466444-011	Poolside
88Z12/466444-012	Steel
88Z13/466444-013	Zircon
88Z14/466444-014	Ripple
88Z15/466444-015	Aegean
88Z16/466444-016	Armada
88Z17/466444-017	Hedera
88Z18/466444-018	Rainforest
88Z19/466444-019	Gator
88Z20/466444-020	Vineyard
88Z21/466444-021	Pine
88Z22/466444-022	Kiwi
88Z23/466444-023	Kookaburra

Price category C continued on next page

Textile Colors

continued

GSA

Price Category C

continued

Merit continued	
88Z24/466444-024	Bellini
88Z25/466444-025	Sunflower
88Z26/466444-026	Sandstorm
88Z27/466444-027	Mudder
88Z28/466444-028	Lynx
88Z29/466444-029	Farro
88Z30/466444-030	Manila
88Z31/466444-031	Starfish
88Z32/466444-032	Brass
88Z33/466444-033	Arrow
88Z34/466444-034	Gelato
88Z35/466444-035	Nectarine
88Z36/466444-036	Macaron
88Z37/466444-037	Alert
88Z38/466444-038	Goji
88Z39/466444-039	Cabernet
88Z40/466444-040	Eggplant
88Z41/466444-041	Hawk
88Z42/466444-042	Stag
88Z43/466444-043	Overcast
Metric – Maharam	
Seating/Workspaces	
54" wide	
51% post-industrial recycled polyester	
49% polyester	
Z302/466014-002	Fog
Z303/466014-003	Fleece
Z312/466014-012	Cardinal
Z313/466014-013	Lava
Z318/466014-018	Pollen
Z320/466014-020	Alligator
Z323/466014-023	Tar
Z324/466014-024	Anchor
Z326/466014-026	Admiral
Z327/466014-027	Seaport
Z328/466014-028	Scuba
Z329/466014-029	Skate
Z330/466014-030	Hopscotch
Z331/466014-031	Film
Z332/466014-032	Whale
Z333/466014-033	Downpour
Z334/466014-034	Middy

Metric continued	
Z335/466014-035	Talisman
Z336/466014-036	Hedgerow
Z337/466014-037	Snorkel
Z338/466014-038	Highway
Z339/466014-039	Canary
Z340/466014-040	Sunny
Z341/466014-041	Aztec
Z342/466014-042	Fruit
Z343/466014-043	Galah
Z344/466014-044	Kiln
Z345/466014-045	Moth
Murmur - Maharam	
Seating	
55" wide	
100% polyester	
PFOA-Free stain resistant	
8EY01/466446-001	Gust
8EY02/466446-002	Harmonica
8EY03/466446-003	Canopy
8EY04/466446-004	Dim
8EY05/466446-005	Peppercorn
8EY06/466446-006	Cauldron
8EY07/466446-007	Conquer
8EY08/466446-008	Rapids
8EY09/466446-009	Seawater
8EY10/466446-010	Baby
8EY11/466446-011	Elderberry
8EY12/466446-012	Iceberg
8EY13/466446-013	Tallgrass
8EY14/466446-014	Underground
8EY15/466446-015	Biome
8EY16/466446-016	Cask
8EY17/466446-017	Argan
8EY18/466446-018	Sundown
8EY19/466446-019	Ignite
8EY20/466446-020	Sultry
8EY21/466446-021	Sangria

Price Category D

Bluff - Maharam	
Ancillary/Seating	
54" wide	
100% polyurethane	
Ink-resistant protective top coat	
Polyester backing	
81801/466489-001	Loom
81802/466489-002	Helm
81803/466489-003	Cruller
81804/466489-004	Folklore
81805/466489-005	Beguile
81806/466489-006	Sherpa
81807/466489-007	Teleport
81808/466489-008	Annex
81809/466489-009	Lorimer
81810/466489-010	Cinema
81811/466489-011	Zip
81812/466489-012	Coach
81813/466489-013	Supernova
81814/466489-014	Pirate
81815/466489-015	Academy
81816/466489-016	Disco
81817/466489-017	Equator
81818/466489-018	Brink
81819/466489-019	Scene
81820/466489-020	Petrichor
81821/466489-021	Exotic
81822/466489-022	Fauna
81823/466489-023	Calabash
81824/466489-024	Fuscous
81825/466489-025	Wildling
81826/466489-026	Blitz
81827/466489-027	Allspice
81828/466489-028	Lumos
81829/466489-029	Pilot
81830/466489-030	Jukebox
81831/466489-031	Dugout
81832/466489-032	Claret
81833/466489-033	Flamenco

Mode – Maharam	
Ancillary/Seating/Workspaces	
54" wide	
80% post-consumer recycled polyester	
20% polyester	
PFOA-Free stain resistant finish	
ZMD01/466337-001	Stroll
ZMD02/466337-002	Intaglio
ZMD03/466337-003	Ominous
ZMD04/466337-004	Machine
ZMD05/466337-005	Talus
ZMD06/466337-006	Marsh
ZMD07/466337-007	Hollow
ZMD08/466337-008	Sycamore
ZMD09/466337-009	Clavicle
ZMD10/466337-010	Billygoat
ZMD11/466337-011	Spindle
ZMD12/466337-012	Lemon
ZMD13/466337-013	Oxeye
ZMD14/466337-014	Henge
ZMD15/466337-015	Goldenrod
ZMD16/466337-016	Cottontail
ZMD17/466337-017	Lioness
ZMD18/466337-018	Oriole
ZMD19/466337-019	Rust
ZMD20/466337-020	Carotene
ZMD21/466337-021	Blush
ZMD22/466337-022	Vermilion
ZMD23/466337-023	Alder
ZMD24/466337-024	Kermes
ZMD25/466337-025	Barberry
ZMD26/466337-026	Petal
ZMD27/466337-027	Valley
ZMD28/466337-028	Odyssey
ZMD29/466337-029	Ballpoint
ZMD30/466337-030	Toile
ZMD31/466337-031	Paradise

Price category D continued on next page

Textile Colors

continued

GSA

Price Category D

continued

Price Category E

Price Category F

Mode continued	
ZMD32/466337-032	Angelfish
ZMD33/466337-033	Denim
ZMD34/466337-034	Crush
ZMD35/466337-035	Jetty
ZMD36/466337-036	Saltwater
ZMD37/466337-037	Mallard
ZMD38/466337-038	Celtic
ZMD39/466337-039	Eucalyptus
ZMD40/466337-040	Bonsai
ZMD41/466337-041	Sassafras
ZMD42/466337-042	Yucca
ZMD43/466337-043	Lichen

Spiral - Maharam	
Workspaces	
66" wide	
100% polyester	
ZS301/901882-001	Chalk
ZS303/901882-003	Wheat
ZS304/901882-004	Mica
ZS305/901882-005	Pavement
ZS306/901882-006	Graphite

Article – Maharam	
Ancillary/Seating	
54" wide	
100% vinyl	
ZAT08/458600-008	Marina
ZAT13/458600-013	Flume
ZAT14/458600-014	Storm
ZAT15/458600-015	Toast
ZAT19/458600-019	Fleece
ZAT22/458600-022	Stone
ZAT26/458600-026	Mercury
ZAT29/458600-029	Bluegrass
ZAT31/458600-031	Truffle
ZAT32/458600-032	Gravel
ZAT33/458600-033	Value
ZAT34/458600-034	Tint
ZAT35/458600-035	Snowflake
ZAT36/458600-036	Chalice
ZAT37/458600-037	Trail
ZAT38/458600-038	Pyramid
ZAT39/458600-039	Desert
ZAT40/458600-040	Lei
ZAT41/458600-041	Rouge
ZAT42/458600-042	Karma
ZAT43/458600-043	Opal
ZAT44/458600-044	Periwinkle
ZAT45/458600-045	Vampire
ZAT46/458600-046	Surf
ZAT47/458600-047	Plumage

Micro – Maharam	
Ancillary	
54" wide	
100% vinyl	
ZMB01/466099-001	Muslin
ZMB04/466099-004	Basalt
ZMB06/466099-006	Phantom
ZMB07/466099-007	Depth
ZMB08/466099-008	Cottage
ZMB09/466099-009	Hunter
ZMB11/466099-011	Tomatillo
ZMB12/466099-012	Brew
ZMB14/466099-014	Tang
ZMB15/466099-015	Risk

Parallel — Maharam	
Workspaces	
66" wide	
100% recycled polyester	
TT03/901180-003	Fog
TT22/901180-022	Sterling
TT23/901180-023	Linen
TT24/901180-024	Pea
TT27/901180-027	Boulder
TT28/901180-028	Stream
TT29/901180-029	Shiitake

Apt – Maharam	
Ancillary/Seating	
54" wide	
100% polyurethane/silicone	
Ink-resistant protective top coat	
Polyester backing	
82T12/466392-012	Iris
82T13/466392-013	Nocturnal
82T14/466392-014	Fluid
82T15/466392-015	Eden
82T16/466392-016	Galactic
82T17/466392-017	Shoreline
82T18/466392-018	Jade
82T19/466392-019	Garden
82T20/466392-020	Botanic
82T21/466392-021	Chartreuse
82T23/466392-023	Lyric
82T24/466392-024	Turmeric
82T25/466392-025	Bengal
82T26/466392-026	Core
82T27/466392-027	Mantle
82T28/466392-028	Sorbet
82T32/466392-032	Oak
82T33/466392-033	Castle
82T34/466392-034	Follow
82T35/466392-035	Elixir
82T36/466392-036	Charm
82T37/466392-037	Descend
82T38/466392-009	Sketch
82T39/466392-010	Glacier
82T40/466392-031	Fortress
82T41/466392-030	Lotus
82T42/466392-001	Coconut
82T43/466392-011	Cobblestone
82T44/466392-029	Bloom
82T45/466392-022	Crepe
82T46/466392-006	Hickory
82T47/466392-007	Constellation
82T48/466392-008	Labyrinth
82T49/466392-002	Vibe
82T50/466392-003	Stampede
82T51/466392-004	Lumber
82T52/466392-005	Gingerbread

Price category F continued on next page

Textile Colors

continued

GSA

Price Category F

continued

Emit – Maharam	Instill continued	Ledger – Maharam	Pepper - Maharam
Workspaces	74M19/466351-019 Koala	Ancillary/Seating	Seating
54" wide	74M20/466351-020 Dorsal	54" wide	58" wide
55% post-industrial recycled polyester	74M21/466351-021 Stealth	100% polyurethane	49% polyester
45% post-consumer recycled polyester	74M22/466351-022 Mosey	V9G1/463770-001 001	41% post-industrial recycled polyester
PFOA-free stain resistant	74M23/466351-023 Beachfront	V9G2/463770-002 002	10% post-consumer recycled polyester
8EX01/466378-001 Wed	74M24/466351-024 Discovery	V9G3/463770-003 003	PFOA-Free stain resistant
8EX02/466378-002 Zebra	74M25/466351-025 Grasp	V9G4/463770-004 004	Acrylic Backing
8EX03/466378-003 Chiffon	74M26/466351-026 Arboreous	V9GG/463770-017 017	8LW01/466486-001 Dojo
8EX05/466378-005 Nectar	74M27/466351-027 Yearling	V9GQ/463770-025 025	8LW02/466486-002 Marengo
8EX06/466378-006 Elk	74M28/466351-028 Allele	V9GS/463770-026 026	8LW03/466486-003 Harlequin
8EX08/466378-008 Goldenrod	74M29/466351-029 Eager	V9GU/463770-028 028	8LW04/466486-004 Pavlova
8EX09/466378-009 Beached	74M30/466351-030 Rise	V9GV/463770-029 029	8LW06/466486-006 Achiote
8EX10/466378-010 Samba	74M31/466351-031 Latte	V9GW/463770-030 030	8LW07/466486-007 Essence
8EX11/466378-011 Nest	74M32/466351-032 Compose	V9GX/463770-031 031	8LW08/466486-008 Genome
8EX14/466378-014 Groove	74M33/466351-033 Furrow	V9GY/463770-032 032	8LW09/466486-009 Myriad
8EX17/466378-017 Haiku	74M34/466351-034 Tenor	V9G18/463770-042 042	8LW10/466486-010 Terrarium
8EX18/466378-018 Bluefin	74M35/466351-035 Annatto	V9G19/463770-043 043	
8EX19/466378-019 Flow	74M36/466351-036 Together	V9G20/463770-044 044	
8EX20/466378-020 Xenon	74M37/466351-037 Intention	V9G21/463770-045 045	
8EX21/466378-021 Artem	74M38/466351-038 Overnight	V9G22/463770-046 046	
8EX22/466378-022 Zen	74M39/466351-039 Icecap		
8EX25/466378-025 Limeade	74M40/466351-040 Metamorphic		
	74M41/466351-041 Anthracite		
Instill – Maharam	Keen - Maharam	Loop - Maharam	Pitch - Maharam
Ancillary/Seating	Seating	Seating	Ancillary
54" wide	54" wide	57" wide	54" wide
100% polyurethane	61% polyester	48% post-industrial recycled polyester	100% vinyl
Ink-resistant protective top coat	39% polyolefin	26% polyester	ZPC04/466186-004 Pollen
Polyester backing	PFOA-Free stain resistant	26% post-consumer recycled polyester	ZPC07/466186-007 Apple
74M01/466351-001 Page	Acrylic backing	PFOA-Free stain resistant	ZPC11/466186-011 Voyage
74M02/466351-002 Limestone	89N01/466433-001 Gaur	Acrylic Backing	ZPC12/466186-012 Turquoise
74M03/466351-003 Bobwhite	89N02/466433-002 Lock	ZLL01/466469-001 Opossum	ZPC14/466186-014 Inlet
74M07/466351-007 Shaker	89N03/466433-003 Elk	ZLL02/466469-002 Foundation	ZPC15/466186-015 Captain
74M08/466351-008 Doe	89N04/466433-004 Oatmeal	ZLL03/466469-003 Naval	ZPC16/466186-016 Aura
74M09/466351-009 Ride	89N05/466433-005 Lakefront	ZLL05/466469-005 Mockingbird	ZPC17/466186-017 Coastal
74M11/466351-011 Tannin	89N06/466433-006 Argent	ZLL06/466469-006 Dynasty	ZPC18/466186-018 Fog
74M12/466351-012 Vitis	89N07/466433-007 Coyote	ZLL08/466469-008 Wildfire	ZPC19/466186-019 Coal
74M14/466351-014 Quail	89N08/466433-008 Eventide	ZLL10/466469-010 Penguin	ZPC21/466186-021 Mulberry
74M15/466351-015 Brittanic	89N09/466433-009 Canal		ZPC24/466186-024 Flame
74M16/466351-016 Narwhal	89N10/466433-010 Rosemary		ZPC26/466186-026 Tumbleweed
	89N11/466433-011 Herb		ZPC29/466186-029 Subtle
	89N12/466433-012 Ruby		ZPC30/466186-030 Buff
	89N13/466433-013 Loganberry		

Price category F continued on next page

Textile Colors

continued

GSA

Price Category F

continued

Scuba - Maharam

Ancillary	
54" wide	
100% polyurethane	
V9B5/464930-005	Chinchilla
V9B6/464930-006	Mahogany
V9B7/464930-007	Jet
V9B8/464930-008	Charcoal
V9B9/464930-009	Dolphin
V9BA/464930-010	Drizzle
V9BC/464930-012	Conifer
V9BF/464930-015	Tourmaline
V9BG/464930-016	Sapphire
V9BH/464930-017	Electric
V9BL/464930-020	Cabernet
V9BM/464930-021	Brick
V9BN/464930-022	Coral
V9BP/464930-023	Autumn

Strum - Maharam

Seating	
54" wide	
100% polyurethane	
with silver-based antimicrobial	
Z3301/466122-001	Overcast
Z3302/466122-002	Ridge
Z3304/466122-004	Pigeon
Z3307/466122-007	Bur
Z3308/466122-008	Abalone
Z3312/466122-012	Lemongrass

Price Category G

Compound - Maharam

Seating	
54" wide	
100% polyurethane	
silane-based antimicrobial	
ZC201/466196-001	Quartz
ZC203/466196-003	Weathered
ZC204/466196-004	Cliff
ZC205/466196-005	Espresso
ZC207/466196-007	Blaze
ZC208/466196-008	Mandarin
ZC209/466196-009	Maple
ZC210/466196-010	Perennial
ZC212/466196-012	Tundra
ZC213/466196-013	Manatee
ZC214/466196-014	Marine
ZC215/466196-015	Twilight
ZC216/466196-016	Shelter
ZC217/466196-017	Vessel
ZC218/466196-018	Smoke
ZC219/466196-019	Fog

Gild - Maharam

Ancillary/Seating	
54" wide	
100% non-phthalate vinyl	
Ink-resistant protective top coat	
Polyester backing	
8AR01/466432-005	Grapevine
8AR02/466432-009	Frosting
8AR03/466432-007	Smokey
8AR04/466432-003	Skylight
8AR05/466432-011	Sandstone
8AR06/466432-004	Hurricane
8AR07/466432-002	Wreath
8AR08/466432-001	Rainforest
8AR09/466432-012	Fudge
8AR10/466432-010	Lantern
8AR11/466432-006	Planet
8AR12/466432-008	Reflection

Sudden - Maharam

Ancillary	
54" wide	
100% polyurethane	
ZSD02/463000-002	002
ZSD03/463000-003	003
ZSD05/463000-005	005
ZSD06/463000-006	006
ZSD07/463000-007	007
ZSD09/463000-009	009
ZSD10/463000-010	010
ZSD11/463000-011	011
ZSD13/463000-013	013
ZSD15/463000-015	015
ZSD16/463000-016	016
ZSD17/463000-017	017
ZSD18/463000-018	018
ZSD19/463000-019	019
ZSD20/463000-020	020
ZSD24/463000-024	024
ZSD27/463000-027	027
ZSD36/463000-036	036

Price Category H

Circles — Maharam

Ancillary/Seating	
55" wide	
70% cotton	
30% polyester	
ZT01/458310-001	Khaki
ZT02/458310-002	Fatigue
ZT03/458310-003	Document
ZT04/458310-004	Engine

Dot Pattern — Maharam

Ancillary/Seating	
55" wide	
71% cotton	
29% polyester	
ZK01/458300-001	Document
ZK02/458300-002	Taupe
ZK04/458300-004	Red
ZK05/458300-005	Navy

Regatta - Maharam

Ancillary	
54" wide	
65% solution-dyed acrylic	
35% solution-dyed polyester	
ZRT01/466189-001	Drift
ZRT02/466189-002	Parasol
ZRT04/466189-004	Swell

Small Dot Pattern — Maharam

Ancillary/Seating	
55" wide	
71% cotton	
29% polyester	
ZL01/458320-001	Document
ZL02/458320-002	Sand
ZL03/458320-003	Khaki
ZL04/458320-004	Taupe
ZL05/458320-005	Charcoal
ZL06/458320-006	Document
Reverse	
ZL07/458320-007	Red
ZL08/458320-008	Yellow
ZL09/458320-009	Green

continued

Price Category I

Price Category J-O

Price Category Q

Seating	
54" wide	
67% solution-dyed acrylic	
33% solution-dyed polyester	
PFOA-Free stain resistant	
7CW05/466335-005	Swift
7CW06/466335-006	Jetstream
7CW07/466335-007	Inkwell
7CW08/466335-008	Rubber

Layers Vineyard Small – Maharam

Ancillary	
52" wide	
92% wool	
5% polyester	
3% nylon	
ZL S01/465920-001	Ochre/White
ZL S02/465920-002	Scarlet/Peony
ZL S03/465920-003	Taupe/Violet
ZL S04/465920-004	Jade/Turquoise
ZL S05/465920-005	Ginger/Rose

Ancillary	
58" wide	
100% baby camel hair	
ZBA01/465977-001	Albino
ZBA02/465977-002	Natural

Textile Colors

continued

GSA

Price Category R-Z

Price Category 10M

No fabrics available at this time.

Pace Leather – Maharam	
Ancillary	
approx. 50 sq. ft. per hide	
100% leather	
ZPA01/700011-001	Whisper
ZPA02/700011-002	Shy
ZPA03/700011-003	Granite
ZPA04/700011-004	Misty
ZPA05/700011-005	Studio
ZPA06/700011-006	Throne
ZPA07/700011-007	Proper
ZPA08/700011-008	Huron
ZPA09/700011-009	Darkroom
ZPA10/700011-010	Bark
ZPA11/700011-011	Raspberry
ZPA12/700011-012	Sangria
ZPA13/700011-013	Admiral
ZPA14/700011-014	Juniper
ZPA15/700011-015	Regal
ZPA16/700011-016	Vapor
ZPA17/700011-017	Valley
ZPA18/700011-018	Bushel
ZPA19/700011-019	Heirloom
ZPA20/700011-020	Palomino
ZPA21/700011-021	Bamboo
ZPA22/700011-022	Saffron
ZPA23/700011-023	Tearose
ZPA24/700011-024	Canyon
ZPA25/700011-025	Bistro
ZPA26/700011-026	Toffee
ZPA27/700011-027	Rodeo
ZPA28/700011-028	Mudslide
ZPA29/700011-029	Greige
ZPA30/700011-030	Reflection
ZPA31/700011-031	Pure
ZPA32/700011-032	Desert
ZPA33/700011-033	Griffin
ZPA34/700011-034	Urbane
ZPA35/700011-035	Woodrose

For more information about our products and services or to see a list of dealers, please visit us at HermanMiller.com or call (800) 851 1196.

© 2025 Herman Miller, Inc., Zeeland, Michigan


Distribution Rights

Working together since 1956, Herman Miller and Vitra are the authentic sources of designs by Charles and Ray Eames, Alexander Girard, and George Nelson. All the designs shown in this book are protected by law. Herman Miller has obtained all rights to make and sell these designs. Also, Herman Miller holds exclusive worldwide manufacturing and distribution rights for these products with the following exceptions:

Charles and Ray Eames, George Nelson, and Alexander Girard—
Worldwide distribution rights for furniture in all areas except Europe and the Middle East. For those areas, please contact Vitra.

Isamu Noguchi—Worldwide distribution rights for the Noguchi Rudder Table. Distribution rights for the Noguchi Table in North America and Central America only. For all other areas, please contact Vitra.

Magis—Exclusive distribution rights in the US and Canada. For all other areas, please contact Magis.

® **HermanMiller**, , Action Office, Aeron, Aside, Canvas Office Landscape, Capex, Cosm, Co/Struc, Eames, Embody, Ethospace, Exclave, Fine-Tune, FlexFront, Formcoat, Ground Cloth, Intent, Layout Studio, Lino, Maharam, Meridian, Mirra, Motia, Nelson, Pellicle, Perspectives, Plex, PostureFit, PostureFit SL, Sayl, Setu, Tu, Verus, Y-Tower and Zeph are among the registered trademarks of Herman Miller, Inc., and its owned subsidiaries.

™ AireWeave, Bubbletack, Canvas Vista, Cellular Suspension, Commend, Compass, Connect, DOT, Durawrap, Everywhere, Flex-Edge, Headway, Hopsak 2, Iota, Keyless Entry, Latitude, Lyris 2, Mora, Multiscrim, Nevi, OE1, OE1 Workspace Collection, Overlay, Renew, Stackable, Swoop, Thrive, TriFlex, Twist and Valor are among the trademarks of Herman Miller, Inc., and its owned subsidiaries.

Chemsurf® is a registered trademark of Wilsonart International.

Corian® is a registered trademark of E.I. du Pont de Nemours and Company Corporation.

FLEXNET™ is a trademark of Milliken & Company.

Floor Saver Glide® is a registered trademark of Carpin Manufacturing, Inc.

Forest Stewardship Council® is a registered trademark of the Forest Stewardship Council A.C. (FSC). We are FSC® certified (FSC® C102895).

FSC® is a registered trademark of the Forest Stewardship Council A.C. (FSC).

MicrobeCare™ is a trademark of Parasol Medical LLC.

Microsoft® and Natural® Keyboard are registered trademarks of Microsoft Corporation.

Place Textiles® is a registered trademark of Place Textiles.