



GSA prices effective October 7, 2024
(based on July 1, 2024, commercial price list)
Published June 2025

Nemschoff® Lounge and Multiple and Tandem Seating Nemschoff Palisade™ Collection

General Services Administration Federal Supply Service Authorized Federal Supply Schedule Price List

Online access to contract ordering information, terms and conditions, up-to-date pricing, and the option to create an electronic delivery order is available through GSA Advantage!®, a menu-driven database system. The Internet address for GSA Advantage! is www.gsaadvantage.gov.

Office Furniture
FSC/PSC 7110/7125
Contract Number: GS-03F-036DA
UEI: Q2K3MSZ843D8
Contract Period: December 21, 2015—December 20, 2025

MillerKnoll, Inc.
855 East Main Avenue
Zeeland, Michigan 49464
(616) 654 3000 Phone
(616) 654 8278 Fax
www.HermanMiller.com/government

Business Size: Large

Contract Information

1a. Special Item Numbers (SIN)

SIN 33721

Furniture Systems, Computer Furniture, Filing and Storage, Tables and Accessories, Upholstered Seating and Multi-Purpose Seating, Project Management, Reconfiguration and Relocation Services, Design/Layout and Installation Services

SIN 33721P

Packaged Offices

SIN 337127

Modular Laboratory Furniture Systems

SIN 339113H

Healthcare Furniture

SIN OLM

Order-Level Materials (OLMs)

This SIN is only for products and/or services used in direct support of the purchase of new furniture. It requires approval from the ordering Contract Officer. Please contact your local MillerKnoll Inc. representative to discuss the appropriate use of this SIN.

SIN 532289

Leasing

Contact MillerKnoll Inc participating government dealer for current leasing information.

1b. Lowest Priced Model

SIN 33721:	BVP3.S	\$7.27
SIN 33127:	TW113	\$5.81
SIN 339113H:	CR900NR	\$483.80

1c. Service Rates

Project Management

Furniture Project Manager: \$64.75 per hour
Furniture Project Coordinator: \$49.00 per hour
Build-Out Project Manager: \$80.00 per hour

Reconfiguration and Relocation Services

Not to exceed \$55 per hour.

See * Additional Notes for Installation & Reconfiguration and Relocation Services.

Design/Layout

Not to exceed \$65 per hour.

Installation Services

Not to exceed \$55 per hour (\$82.50 per hour for after-hours Installation).

See * Additional Notes for Installation & Reconfiguration and Relocation Services.

2. Maximum Order

SIN 33721, 337127, NEW, OLM

\$250,000 net product value

SIN 33721P

\$250,000 net value

SIN 339113H

\$500,000 net product value

3. Minimum Order

\$100 net

4. Geographic Coverage

Continental U.S.

Orders for Alaska, Hawaii, and Puerto Rico will be shipped F.O.B. inland carrier point of exportation.

5. Point of Production

Zeeland, Ottawa County, Michigan

Spring Lake, Ottawa County, Michigan

Elland, Yorkshire, United Kingdom

Hildebran, Burke County, North Carolina, USA

6. Pricing

Prices shown are list. Discounts include Industrial Funding Fee.

SIN 33721

Standard Lead Time, Single Order Net Purchase \$100 - 250,000, includes approved Herman Miller Options Products.

Product Line	Discount From List
Action Office 1	73.8%
Action Office 2	73.8%
Aeron	64.5%
Ambit Workspace Solutions	74.3%
Asari Chair	53.7%
Aside	64.2%
Bay Work Pod	56.7%
C-Style Overhead Storage	73.8%
Canvas Office Landscape Channel	74.8%
Canvas Office Landscape Dock	74.8%
Canvas Metal Desk	74.8%
Canvas Office Landscape Metal Storage	74.8%
Canvas Office Landscape Private Office	74.8%
Canvas Office Landscape Wood Storage	74.8%
Canvas Office Landscape Vista	74.8%
Canvas Office Landscape Wall	74.8%
Caper	61.5%
Commend Nurses Station	73.3%
Cosm	61.7%
Eames® Aluminum Group	58.7%
Eames Conference & Dining Tables	73.6%
Easton Family	54.91%
Embody	59.7%
Energy Distribution Systems	73.8%
Ethospace System	73.8%
Everywhere™ Tables	73.8%
Exclave	61.7%

Contract Information

continued

Fuld	59.7%
Headway™ Tables	73.8%
Intent Solution	58.7%
Layout Studio®	60.7%
Lighting	73.8%
Lino	63.7%
Meridian Laterals	67.3%
Meridian Pedestals	64.2%
Meridian Towers	62.7%
Meridian Storage	62.7%
Mirra 2	61.7%
Motia Tables	73.8%
NaughtOne	50.0%
Nemschoff	54.91%
Nevi™ Tables	73.8%
Nevi Link	73.8%
OE1 Boundary	72.8%
OE1 Community Elements	61.7%
OE1 Micro Packs	73.8%
OE1 Storage	72.8%
OE1 Tables and Benching	73.8%
Overlay™	62.7%
Plex® Lounge Furniture	59.5%
Pronta Stacking Chair	57.7%
Public Office Landscape	61.7%
Renew™ Tables	73.8%
Renew Link	73.8%
Sayl	62.2%
Setu	59.7%
Spout Sit-to-Stand Table	73.8%
Swoop Lounge Furniture	60.7%
Thrive Portfolio	62.0%
Thrive Portfolio-CBS Products Extension	62.0%
Tu Lateral Files	74.3%
Tu Pedestals	73.8%
Tu Storage	74.3%
Tu Towers	74.3%
Tu Wood Cases	74.3%
Tu Wood Cubbies	74.3%
Tu Wood Credenzas	74.3%
Tu Wood Pedestals	74.3%
Tu Wood Towers	74.3%
Valor™ Family	54.91%
Verus	63.7%
Zeph	60.2%

Services

Please refer to section 19 for Terms and Conditions of Installation/ Reconfiguration and Relocation Services.

Project Management

Services under this SIN may be used only in conjunction with the purchase of new furniture. Please contact your local MillerKnoll Inc. representative to discuss the available labor categories (listed below). The hourly rates listed are "Not To Exceed" or "NTE" values.

Furniture Project Manager: \$64.75 per hour
Furniture Project Coordinator: \$49.00 per hour
Build-Out Project Manager: \$80.00 per hour

Reconfiguration and Relocation Services

Reconfiguration and Relocation Services will be provided by MillerKnoll Inc. or its participating dealer based on a fee not to exceed \$55 per hour.

See * Additional Notes for Installation & Reconfiguration and Relocation Services.

Design/Layout

Design service will be provided by MillerKnoll Inc. or its participating dealer based on a fee not to exceed \$65 per hour.

Installation Services

Installation Services will be provided by MillerKnoll Inc. or its participating dealer based on a fee not to exceed \$55 per hour (\$82.50 per hour for after-hours Installation).

See * Additional Notes for Installation & Reconfiguration and Relocation Services.

SIN 337127

Standard Lead Time, Single Order Net Purchase \$100 - 250,000, includes approved Herman Miller Options Products.

Product Line	Discount From List
Action Lab	58.5%
Compass System	58.5%
Co/Struc System	58.5%
Healthcare Carts	18.0%
Mora System	58.5%
Bedside Cabinets	58.5%

SIN 33721P

Packaged Office Furniture - Maximum Order \$250,000 (net).

Includes packaged furniture solutions for customers needing to furnish an office.

SIN 339113H

Standard Lead Time, Single Order Net Purchase \$100 - 500,000, includes approved Herman Miller Options Products.

Product Line	Discount From List
Nemschoff Healthcare Furniture	54.91%

7. Quantity Discounts

Reference item #6.

8. Payment Terms

Net 30 days

9. Foreign Items

None

10. Time of Delivery

- 90 day ARO
- Expedited delivery: Items listed in the 10-Day section of the catalogs are available for expedited delivery.
- Overnight/2-day delivery: Select items may be available for overnight or 2-day delivery. Contact MillerKnoll Inc. or a participating dealer for availability and rates.
- Urgent requirements: Agencies may contact contractor or participating dealer to request faster delivery.

Contract Information

continued

11. F.O.B.

F.O.B. destination except Alaska, Hawaii, and Puerto Rico, which will be shipped F.O.B. inland carrier point of exportation.

12. Ordering Address

a. MillerKnoll Inc.

Government Customer Care 0161
855 East Main Avenue
Zeeland MI 49464.

b. For supplies and services, the ordering procedures information on Blanket Purchase Agreements (BPA's) are found in Federal Acquisition Regulation (FAR) 8.405-3.

13. Payment Address.

MillerKnoll Inc.
22764 Network Place
Chicago, IL 60673-1227

14. Warranty

MillerKnoll Inc. commercial warranty applies.

15. Export Packing Charge

Prices supplied on request.

16. Rental Maintenance and Repair Terms

Not applicable

17. Terms and Conditions of Installation/Reconfiguration and Relocation Services

* Additional Notes for Installation & Reconfiguration and Relocation Services:

FOB Destination (Drop Ship): Price includes product delivery to the site, brought to the tailgate of the truck. The purchaser is responsible for unloading.

Prices effective up to the maximum order by SIN only. Above the MO, pricing shall be negotiated on a case-by-case basis between the client and local dealer.

Standard Services are Subject to the Following Conditions:

Installation will be performed during normal weekday working hours.

Adequate facilities for delivery, unloading, moving and staging/storing the product during the installation process shall be provided.

Service work will not be hindered by other trades.

Electric, heat, and adequate elevator service will be furnished without charge.

The immediate installation area shall be complete and free of debris including the carpet/flooring before installation commences.

Any work requiring a licensed electrician is the responsibility of the buyer.

Additional Charges May Apply For:

Major Metro Markets and any non-ground floor installation.

Major Metro Markets include large population centers and urban environments.

Installation in a clinical/medical environment.

Special restrictions or limits established by local laws, ordinances or the directions of the buyer, including but not limited to restrictions on transportations of materials, street access to the job site and/or dock facilities.

Installations outside of a 50 mile radius of the servicing dealer.

Local Prevailing Wage and/or Union Labor Rates.

Any additional charges shall be quoted by the dealer and approved by the buyer prior to performance of the work.

18. Terms and Conditions of Repair Parts

Not applicable

19. Service and Distribution Points

For service and distribution points nearest you, call (800) 851 1196.

20. Participating Dealers

Access Herman Miller web site for current list of participating dealers: www.HermanMiller.com/where-to-buy/contact-a-dealer/. Select your market by using the filter.

21. Preventive Maintenance

Not applicable

22a. Special Attributes.

2021

The OE1 Trolley and Micro Packs are both winners of the 2021 Archiproducts international design competition in the Office Category.

MillerKnoll is named to Michigan's Best and Brightest in Wellness List for 2021.

OE1 is named winner of Wallpaper's "Most Futuristic Furniture" Category as part of their first-ever Smart Space Awards.

OE1 receives the Workplace category award from Fast Company's 2021 Innovation by Design Awards.

MillerKnoll is named to Fast Company's Annual List of the World's Most Innovative Companies for 2021.

MillerKnoll is recognized as a "Disclosure Leader" by the Chemical Footprint Project (CFP).

MillerKnoll is named to Newsweek's List of America's Most Responsible Companies 2021.

Contract Information

continued

2020

Herman Miller is recognized with a 2020 FSC® Leadership Award for our commitment to responsible forestry management.

Working Mother names Herman Miller as one of the Best Companies for Dads.

Cosm, by Studio 7.5, receives an iF Gold Award in the Office and Industry category at the iF World Design Awards 2020.

2019

Mora System casework, designed by Collective Ten for Herman Miller, receives silver in the Industrial and Life Science Design/ Medical Furniture category at the European Product Design Awards.

Mora System casework is awarded GOOD DESIGN Award 2019, selected for design excellence and innovation.

TIME Magazine names Cosm to its list of 100 Best Inventions of 2019.

Herman Miller is recognized as a silver level Certified Veteran-Friendly Employer by the Michigan Veterans Affairs Agency for a commitment to veteran hiring, retention, and development.

Herman Miller is named "Frontrunner" in Chemical Footprint Project by Clean Production Action for our chemical management policies and practices.

Herman Miller receives International Interior Design Association and Contract's best showroom design award in the "Large Showroom" category at NeoCon.

Cosm, designed by Studio 7.5 for Herman Miller, receives a Red Dot Best of the Best Product Design Award in the "Office Chairs" category.

Lino, designed by Sam Hecht and Kim Colin for Herman Miller, receives an iF Design Award in the Product Design category.

2018

Overlay, designed by Birsell+Seck, receives Interior Design Best of Year Award in the Partitions and Wall Systems category.

Herman Miller receives Gold Medal from EcoVadis in recognition of Corporate Social Sustainability achievement measured in categories of environment, labor and human rights, ethics, and sustainable procurement. EcoVadis operates the first web-based collaborative platform that allows companies to assess the environmental and social performance of their global suppliers.

Aeron receives Good Design Award from The Chicago Athenaeum Museum of Architecture and Design.

The Cosm Chair wins Mix Interiors "Product of the Year—Task" award.

2017

Herman Miller receives "Rising Star Award" from the Michigan Veterans Affairs Agency (MVAA) for exhibiting new and novel approaches to veteran recruitment and hiring.

Herman Miller receives a 2017 SEAL (Sustainability, Environmental Achievement and Leadership) Business Sustainability Award. SEAL Award winners are determined by a holistic methodology measuring applicants against established benchmarks that demonstrate impact and progress toward creating a healthy planet and a sustainable future.

Herman Miller is named one of the Best and Brightest in Wellness for the 5th year in a row.

Herman Miller once again earns the WorldatWork Seal of Distinction, a unique standard of excellence in work-life effectiveness that shows we provide a distinct, mutually beneficial workplace experience. Herman Miller is the only furniture manufacturer among the 160 companies across the U.S. and Canada honored with the award.

Herman Miller's Mora wins Nightingale Silver Award in the "Furniture Collections" category at the 2017 Healthcare Design Conference.

2016

Herman Miller is recognized as the Business of the Year at the Annual Meeting of the West Michigan Environmental Action Council (WMEAC) for being an outstanding partner in support of the growth of WMEAC's programs. WMEAC's award goes to the business with the greatest depth and breadth of support, unwavering dedication to environmental action in West Michigan, and a strong corporate commitment to environmental advocacy.

The 101 Best and Brightest Sustainable Companies once again (5th consecutive year) recognizes Herman Miller as an organization in Michigan (and for the first time, in the nation) that exhibits leadership and innovation in its approach to sustainability. This award celebrates those companies that are making their businesses more sustainable, the lives of their employees better, and the community, both locally and globally, more responsible as a whole.

Herman Miller is recognized as a 2016 Healthiest 100 Workplace in America, ranking 49th in the country for our commitment to health and exceptional corporate wellness programming.

Herman Miller receives the Best and Brightest in Wellness Award for the 4th year in a row. This program is an innovative initiative that recognizes and celebrates quality and excellence in health awareness.

The Michigan Occupational Safety and Health Administration renews Herman Miller's "Star" status, the highest workplace safety and health designation, for the Hickory facility in Spring Lake.

Contract Information

continued

Plex Lounge Furniture from Herman Miller receives #MetropolisLikes award at NeoCon 2016.

Plex Lounge Furniture from Herman Miller receives Interior Design HiP Award for Workplace Seating/Lounge at NeoCon 2016.

Herman Miller again earns the WorldatWork Work-Life 2016 Seal of Distinction. This award identifies organizations that focus on programs that promote work-life balance and overall well-being.

22b. Section 508 Compliance

Not applicable

23. Unique Entity ID: Q2K3MSZ843D8

24. Registered in System for Award Management (www.SAM.gov) Database

25. Cancellation

Prior to production, no cancellation charge will apply. After production, only actual cost incurred that the contractor can demonstrate if items are sold after 3 months.

26. Restocking Charges

Agencies must notify the contractor for authorization prior to returning any items. The customer agency will be required to pay all packaging and return freight charges. A restocking fee of 50% for Systems Furniture and 35% for all other product lines will be charged for any returned items.

Returns and restocking policy is not applicable to Options products, products under SIN 337127, 339113H, NaughtOne and Nemschoff products.

MillerKnoll Inc. Miscellaneous Information:

Federal ID Number: 38-0837640

Commercial and Government Entity Code (CAGE): 40636

Data Universal Numbering System (DUNS) 00-601-2801

Commercial Entity Code (CEC): 00702290J

Introduction	page 2
Nemschoff® Palisade™ Collection	3
Occasional and Overbed Tables	5
Indices	17
By Name	17
By Number	19
Appendices	
20-Day or Less/Assigned Lead-Time Order Information	
Central Palette Overview	
Multiple Fabrics Guide	

A Note on the Organization of This Book

There are a few signals that will help you understand the organization of this book. Once you know them, you should be able to find your way around easily.

Like a newspaper, this book is formatted with columns of text and illustrations that run vertically.

Information wraps from one column to the next and continues for as many pages as it needs to.

Black bars are clues.

A black bar at the top of a page signals the start of information about a product.

Specification Information, which always begins at the top of a column, includes a series of steps. Each step represents a decision you need to make in order to complete your product number. Steps must be followed sequentially. The number of pages needed to complete information on a product varies; some will be complete in one page; others may fill three or four pages. Just continue going through the steps until you run into the next product, signaled by the black bar at the top of the page.

Black tabs running along the outside edge of the page help you locate what section you are in or what section you want to go to. You can thumb forwards or backwards to find a section; tabs and text appear on both sides of the page.

The additional pages in the back of the book include the appendices and indices. They are signaled by a long black bar running along the outside edge of the page.

The index is presented two ways.

The first index is in alphabetical order by product name. It can be helpful if you are new to the products and numbering scheme or if you are looking for a type of product, such as work chair or round table.

The second index is by product number. It lists, in alphanumeric order, the base product number, typically a five-digit number.

General Information

This book is effective October 7, 2024, subject to change without notice. Products may be purchased from authorized Herman Miller dealers who will quote prices upon request. For more information about our products and services or to see a list of dealers, visit www.HermanMiller.com.

All prices are list prices. Additional services, such as planning services, design, storage, and installation, are not included and must be added to these prices when the additional services are requested.

Illustrations, specifications, and prices are based on the latest information at the time of publication. The right is reserved to make changes at any time without notice in prices, fabrics, finishes, materials, specifications, and models, and also to discontinue models and finishes.

For additional product information such as dimensional drawings and product descriptions, refer to the standard price books.

Service problems are normally handled by a Herman Miller authorized dealer. Where this cannot be accomplished on a local level, service problems should be referred to the Customer Care Representative for your region, Herman Miller, Inc., Zeeland, Michigan 49464.

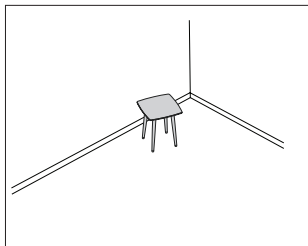
Palisade™ Occasional and Overbed Tables





Palisade™ Square End Table, 18"
Wide x 18" Deep

867T-



Product Information

Description

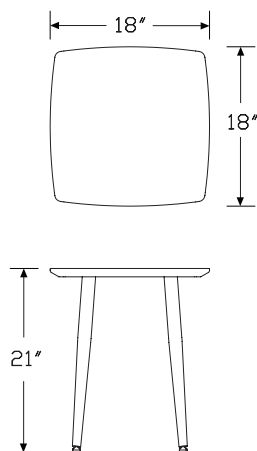
Features:

- Metal legs
- Mortise and tenon joinery
- Replaceable components
- Nemschoff® healthcare wood finish
- Non-marring glides
- Indoor Advantage™ Gold Certified

Notes

Weight—20 lbs

Dimensions



Specification Information

Step 1.

867T ☐

Step 2. Size

-1 21" high x 18" wide x 18" deep ☐ +\$1575

Step 3. Top Material

K solid surface ☐ +\$0

L laminate top with PVC edge ☐ +\$0

W veneer top with wood edge ☐ +\$409

Step 4. Base Type

M metal base ☐ +\$0

W wood base ☐ +\$152

Step 5. Wood Species

For veneer top with wood edge (W) with wood base (W)

AS ash ☐ +\$0

MP maple ☐ +\$0

Step 6.

Laminate Top Finish

For laminate top with PVC edge (L)

0W dark brown walnut ☐ +\$0

125 natural maple (CP) ☐ +\$0

126 natural cherry (CP) ☐ +\$0

127 walnut (CP) ☐ +\$0

139 light ash (CP) ☐ +\$0

140 warm ash (CP) ☐ +\$0

2K aged teak ☐ +\$0

76 light brown walnut ☐ +\$0

8Q folkstone grey (CP) ☐ +\$0

91 white (CP) ☐ +\$0

98 studio white (CP) ☐ +\$0

LBA clear on ash (CP) ☐ +\$0

LBB oak on ash (CP) ☐ +\$0

LU soft white ☐ +\$0

OG honey maple ☐ +\$0

WL warm stone (CP) ☐ +\$0

WY medium cherry ☐ +\$0

Palisade™ Square End Table, 18"
Wide x 18" Deep *continued*

Top/Edge/Base		
<i>For veneer top with wood edge (W) with wood base (W) with maple (MP)</i>		
0Z	medium cherry <input type="checkbox"/>	+\$0
2U	light brown walnut <input type="checkbox"/>	+\$0
5K	honey maple <input type="checkbox"/>	+\$0
ED	aged cherry <input type="checkbox"/>	+\$0
MP	natural maple matte <input type="checkbox"/>	+\$0
UL	natural maple <input type="checkbox"/>	+\$0
40	dark brown walnut <input type="checkbox"/>	+\$0
IZ	aged teak <input type="checkbox"/>	+\$0

Top/Edge/Base		
<i>For veneer top with wood edge (W) with wood base (W) with ash (AS)</i>		
ET	clear on ash <input type="checkbox"/>	+\$0
EU	oak on ash <input type="checkbox"/>	+\$0
EWA	medium walnut on ash <input type="checkbox"/>	+\$0

Top/Edge Finish		
<i>For veneer top with wood edge (W) with metal base (M) with maple (MP)</i>		
0Z	medium cherry <input type="checkbox"/>	+\$0
0ZP	medium cherry matte <input type="checkbox"/>	+\$0
2U	light brown walnut <input type="checkbox"/>	+\$0
5K	honey maple <input type="checkbox"/>	+\$0
2UP	light brown walnut matte <input type="checkbox"/>	+\$0
ED	aged cherry <input type="checkbox"/>	+\$0
5KP	honey maple matte <input type="checkbox"/>	+\$0
EDP	aged cherry matte <input type="checkbox"/>	+\$0
MP	natural maple matte <input type="checkbox"/>	+\$0
UL	natural maple <input type="checkbox"/>	+\$0
40	dark brown walnut <input type="checkbox"/>	+\$0
IZ	aged teak <input type="checkbox"/>	+\$0

Top/Edge Finish		
<i>For veneer top with wood edge (W) with metal base (M) with ash (AS)</i>		
ET	clear on ash <input type="checkbox"/>	+\$0
EU	oak on ash <input type="checkbox"/>	+\$0
EWA	medium walnut on ash <input type="checkbox"/>	+\$0

Top/Edge Finish		
<i>For solid surface (K)</i>		
58	cameo white <input type="checkbox"/>	+\$587
ANC	antarctica <input type="checkbox"/>	+\$650
CQ	glacier white <input type="checkbox"/>	+\$587
QB	bisque <input type="checkbox"/>	+\$587
SVG	silver gray <input type="checkbox"/>	+\$620

Step 7. Base Finish

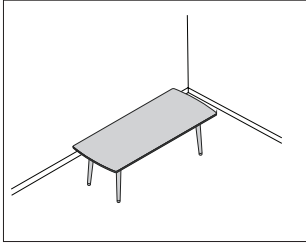
<i>For solid surface (K) or laminate top with PVC edge (L) with wood base (W) with maple (MP)</i>		
0Z	medium cherry <input type="checkbox"/>	+\$0
0ZP	medium cherry matte <input type="checkbox"/>	+\$0
2U	light brown walnut <input type="checkbox"/>	+\$0
2UP	light brown walnut matte <input type="checkbox"/>	+\$0
40	dark brown walnut <input type="checkbox"/>	+\$0
5K	honey maple <input type="checkbox"/>	+\$0
5KP	honey maple matte <input type="checkbox"/>	+\$0
ED	aged cherry <input type="checkbox"/>	+\$0
EDP	aged cherry matte <input type="checkbox"/>	+\$0
IZ	aged teak <input type="checkbox"/>	+\$0
MP	natural maple matte <input type="checkbox"/>	+\$0
UL	natural maple <input type="checkbox"/>	+\$0

<i>For solid surface (K) or laminate top with PVC edge (L) with wood base (W) with ash (AS)</i>		
ET	clear on ash <input type="checkbox"/>	+\$0
EU	oak on ash <input type="checkbox"/>	+\$0
EWA	medium walnut on ash <input type="checkbox"/>	+\$0

Step 8. Powdercoat Base Finish		
<i>For metal base (M)</i>		
SNC	satin carbon <input type="checkbox"/>	+\$0
SNL	satin steel <input type="checkbox"/>	+\$0

Step 9. MicrobeCare Selection		
MCN	no MicrobeCare protection <input type="checkbox"/>	+\$0
MCY	MicrobeCare protection <input type="checkbox"/>	+\$50

Palisade™ Rectangular Coffee Table, 867T-
20" Wide x 48" Deep



Product Information

Description

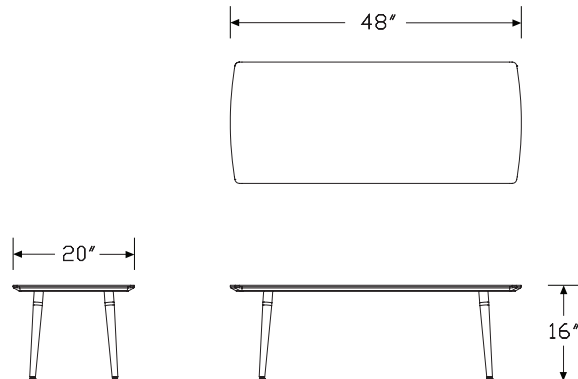
Features:

- Metal legs
- Mortise and tenon joinery
- Replaceable components
- Nemschoff® healthcare wood finish
- Non-marring glides
- Indoor Advantage™ Gold Certified

Notes

Weight—48 lbs

Dimensions



Specification Information

Step 1.

867T ☐ A

Step 2. Size

-3 16" high x 20" wide x 48" deep ☐ A +\$1773

Step 3. Top Material

K solid surface ☐ A +\$0

L laminate top with PVC edge ☐ A +\$0

W veneer top with wood edge ☐ A +\$564

Step 4. Base Type

M metal base ☐ A +\$0

W wood base ☐ A +\$152

Step 5. Wood Species

For veneer top with wood edge (W) with wood base (W)

AS ash ☐ A +\$0

MP maple ☐ A +\$0

Step 6.

Laminate Top Finish

For laminate top with PVC edge (L)

0W dark brown walnut ☐ A +\$0

125 natural maple (CP) ☐ A +\$0

126 natural cherry (CP) ☐ A +\$0

127 walnut (CP) ☐ A +\$0

139 light ash (CP) ☐ A +\$0

140 warm ash (CP) ☐ A +\$0

2K aged teak ☐ A +\$0

76 light brown walnut ☐ A +\$0

8Q folkstone grey (CP) ☐ A +\$0

91 white (CP) ☐ A +\$0

98 studio white (CP) ☐ A +\$0

LBA clear on ash (CP) ☐ A +\$0

LBB oak on ash (CP) ☐ A +\$0

LU soft white ☐ A +\$0

OG honey maple ☐ A +\$0

WL warm stone (CP) ☐ A +\$0

WY medium cherry ☐ A +\$0

Palisade™ Rectangular Coffee Table,
20" Wide x 48" Deep *continued*

Top/Edge/Base		
<i>For veneer top with wood edge (W) with wood base (W) with maple (MP)</i>		
0Z	medium cherry <input type="checkbox"/>	+\$0
0ZP	medium cherry matte <input type="checkbox"/>	+\$0
2U	light brown walnut <input type="checkbox"/>	+\$0
5K	honey maple <input type="checkbox"/>	+\$0
2UP	light brown walnut matte <input type="checkbox"/>	+\$0
ED	aged cherry <input type="checkbox"/>	+\$0
5KP	honey maple matte <input type="checkbox"/>	+\$0
EDP	aged cherry matte <input type="checkbox"/>	+\$0
MP	natural maple matte <input type="checkbox"/>	+\$0
UL	natural maple <input type="checkbox"/>	+\$0
40	dark brown walnut <input type="checkbox"/>	+\$0
IZ	aged teak <input type="checkbox"/>	+\$0

Top/Edge/Base		
<i>For veneer top with wood edge (W) with wood base (W) with ash (AS)</i>		
ET	clear on ash <input type="checkbox"/>	+\$0
EU	oak on ash <input type="checkbox"/>	+\$0
EWA	medium walnut on ash <input type="checkbox"/>	+\$0

Top/Edge Finish		
<i>For veneer top with wood edge (W) with metal base (M) with maple (MP)</i>		
0Z	medium cherry <input type="checkbox"/>	+\$0
0ZP	medium cherry matte <input type="checkbox"/>	+\$0
2U	light brown walnut <input type="checkbox"/>	+\$0
5K	honey maple <input type="checkbox"/>	+\$0
2UP	light brown walnut matte <input type="checkbox"/>	+\$0
ED	aged cherry <input type="checkbox"/>	+\$0
5KP	honey maple matte <input type="checkbox"/>	+\$0
EDP	aged cherry matte <input type="checkbox"/>	+\$0
MP	natural maple matte <input type="checkbox"/>	+\$0
UL	natural maple <input type="checkbox"/>	+\$0
40	dark brown walnut <input type="checkbox"/>	+\$0
IZ	aged teak <input type="checkbox"/>	+\$0

Top/Edge Finish		
<i>For veneer top with wood edge (W) with metal base (M) with ash (AS)</i>		
ET	clear on ash <input type="checkbox"/>	+\$0
EU	oak on ash <input type="checkbox"/>	+\$0
EWA	medium walnut on ash <input type="checkbox"/>	+\$0

Top/Edge Finish		
<i>For solid surface (K)</i>		
58	cameo white <input type="checkbox"/>	+\$867
ANC	antarctica <input type="checkbox"/>	+\$1000
CQ	glacier white <input type="checkbox"/>	+\$867
QB	bisque <input type="checkbox"/>	+\$867
SVG	silver gray <input type="checkbox"/>	+\$935

Step 7. Base Finish

<i>For solid surface (K) or laminate top with PVC edge (L) with wood base (W) with maple (MP)</i>		
0Z	medium cherry <input type="checkbox"/>	+\$0
0ZP	medium cherry matte <input type="checkbox"/>	+\$0
2U	light brown walnut <input type="checkbox"/>	+\$0
5K	honey maple <input type="checkbox"/>	+\$0
2UP	light brown walnut matte <input type="checkbox"/>	+\$0
ED	aged cherry <input type="checkbox"/>	+\$0
5KP	honey maple matte <input type="checkbox"/>	+\$0
EDP	aged cherry matte <input type="checkbox"/>	+\$0
MP	natural maple matte <input type="checkbox"/>	+\$0
UL	natural maple <input type="checkbox"/>	+\$0
40	dark brown walnut <input type="checkbox"/>	+\$0
IZ	aged teak <input type="checkbox"/>	+\$0

<i>For solid surface (K) or laminate top with PVC edge (L) with wood base (W) with ash (AS)</i>		
ET	clear on ash <input type="checkbox"/>	+\$0
EU	oak on ash <input type="checkbox"/>	+\$0
EWA	medium walnut on ash <input type="checkbox"/>	+\$0

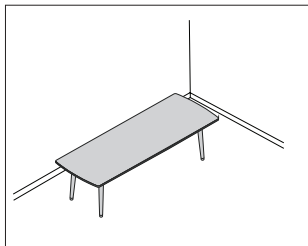
Step 8. Powdercoat Base Finish

<i>For metal base (M)</i>		
SNC	satın carbon <input type="checkbox"/>	+\$0
SNL	satın steel <input type="checkbox"/>	+\$0

Step 9. MicrobeCare Selection

MCN	no MicrobeCare protection <input type="checkbox"/>	+\$0
MCY	MicrobeCare protection <input type="checkbox"/>	+\$75

Palisade™ Rectangular Coffee Table, 867T- 20" Wide x 60" Deep



Product Information

Description

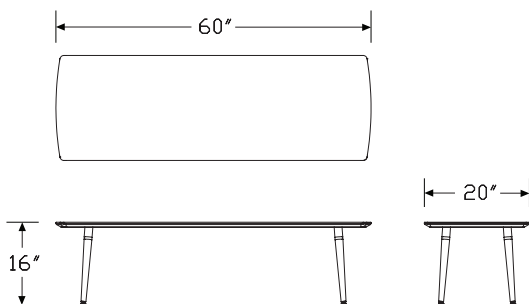
Features:

- Metal legs
- Mortise and tenon joinery
- Replaceable components
- Nemschoff® healthcare wood finish
- Non-marring glides
- Indoor Advantage™ Gold Certified

Notes

Weight—56 lbs

Dimensions



Specification Information

Step 1.

867T ☐

Step 2. Size

-4 16" high x 20" wide x 60" deep ☐ +\$1969

Step 3. Top Material

K solid surface ☐ +\$0

L laminate top with PVC edge ☐ +\$0

W veneer top with wood edge ☐ +\$596

Step 4. Base Type

M metal base ☐ +\$0

W wood base ☐ +\$152

Step 5. Wood Species

For veneer top with wood edge (W) with wood base (W)

AS ash ☐ +\$0

MP maple ☐ +\$0

Step 6.

Laminate Top Finish

For laminate top with PVC edge (L)

0W dark brown walnut ☐ +\$0

125 natural maple (CP) ☐ +\$0

126 natural cherry (CP) ☐ +\$0

127 walnut (CP) ☐ +\$0

139 light ash (CP) ☐ +\$0

140 warm ash (CP) ☐ +\$0

2K aged teak ☐ +\$0

76 light brown walnut ☐ +\$0

8Q folkstone grey (CP) ☐ +\$0

91 white (CP) ☐ +\$0

98 studio white (CP) ☐ +\$0

LBA clear on ash (CP) ☐ +\$0

LBB oak on ash (CP) ☐ +\$0

LU soft white ☐ +\$0

OG honey maple ☐ +\$0

WL warm stone (CP) ☐ +\$0

WY medium cherry ☐ +\$0

Palisade™ Rectangular Coffee Table,
20" Wide x 60" Deep *continued*

Top/Edge/Base		
<i>For veneer top with wood edge (W) with wood base (W) with maple (MP)</i>		
0Z	medium cherry <input type="checkbox"/>	+\$0
0ZP	medium cherry matte <input type="checkbox"/>	+\$0
2U	light brown walnut <input type="checkbox"/>	+\$0
5K	honey maple <input type="checkbox"/>	+\$0
2UP	light brown walnut matte <input type="checkbox"/>	+\$0
ED	aged cherry <input type="checkbox"/>	+\$0
5KP	honey maple matte <input type="checkbox"/>	+\$0
EDP	aged cherry matte <input type="checkbox"/>	+\$0
MP	natural maple matte <input type="checkbox"/>	+\$0
UL	natural maple <input type="checkbox"/>	+\$0
40	dark brown walnut <input type="checkbox"/>	+\$0
IZ	aged teak <input type="checkbox"/>	+\$0

Top/Edge/Base		
<i>For veneer top with wood edge (W) with wood base (W) with ash (AS)</i>		
ET	clear on ash <input type="checkbox"/>	+\$0
EU	oak on ash <input type="checkbox"/>	+\$0
EWA	medium walnut on ash <input type="checkbox"/>	+\$0

Top/Edge Finish		
<i>For veneer top with wood edge (W) with metal base (M) with maple (MP)</i>		
0Z	medium cherry <input type="checkbox"/>	+\$0
0ZP	medium cherry matte <input type="checkbox"/>	+\$0
2U	light brown walnut <input type="checkbox"/>	+\$0
5K	honey maple <input type="checkbox"/>	+\$0
2UP	light brown walnut matte <input type="checkbox"/>	+\$0
ED	aged cherry <input type="checkbox"/>	+\$0
5KP	honey maple matte <input type="checkbox"/>	+\$0
EDP	aged cherry matte <input type="checkbox"/>	+\$0
MP	natural maple matte <input type="checkbox"/>	+\$0
UL	natural maple <input type="checkbox"/>	+\$0
40	dark brown walnut <input type="checkbox"/>	+\$0
IZ	aged teak <input type="checkbox"/>	+\$0

Top/Edge Finish		
<i>For veneer top with wood edge (W) with metal base (M) with ash (AS)</i>		
ET	clear on ash <input type="checkbox"/>	+\$0
EU	oak on ash <input type="checkbox"/>	+\$0
EWA	medium walnut on ash <input type="checkbox"/>	+\$0

Top/Edge Finish		
<i>For solid surface (K)</i>		
58	cameo white <input type="checkbox"/>	+\$1097
ANC	antarctica <input type="checkbox"/>	+\$1250
CQ	glacier white <input type="checkbox"/>	+\$1097
QB	bisque <input type="checkbox"/>	+\$1097
SVG	silver gray <input type="checkbox"/>	+\$1175

Step 7. Base Finish

<i>For solid surface (K) or laminate top with PVC edge (L) with wood base (W) with maple (MP)</i>		
0Z	medium cherry <input type="checkbox"/>	+\$0
0ZP	medium cherry matte <input type="checkbox"/>	+\$0
2U	light brown walnut <input type="checkbox"/>	+\$0
5K	honey maple <input type="checkbox"/>	+\$0
2UP	light brown walnut matte <input type="checkbox"/>	+\$0
ED	aged cherry <input type="checkbox"/>	+\$0
5KP	honey maple matte <input type="checkbox"/>	+\$0
EDP	aged cherry matte <input type="checkbox"/>	+\$0
MP	natural maple matte <input type="checkbox"/>	+\$0
UL	natural maple <input type="checkbox"/>	+\$0
40	dark brown walnut <input type="checkbox"/>	+\$0
IZ	aged teak <input type="checkbox"/>	+\$0

<i>For solid surface (K) or laminate top with PVC edge (L) with wood base (W) with ash (AS)</i>		
ET	clear on ash <input type="checkbox"/>	+\$0
EU	oak on ash <input type="checkbox"/>	+\$0
EWA	medium walnut on ash <input type="checkbox"/>	+\$0

Step 8. Powdercoat Base Finish

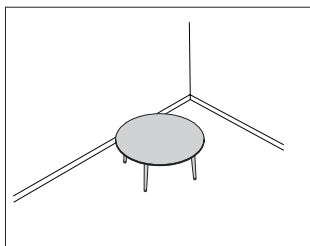
<i>For metal base (M)</i>		
SNC	satin carbon <input type="checkbox"/>	+\$0
SNL	satin steel <input type="checkbox"/>	+\$0

Step 9. MicrobeCare Selection

MCN	no MicrobeCare protection <input type="checkbox"/>	+\$0
MCY	MicrobeCare protection <input type="checkbox"/>	+\$75

Palisade™ Round Coffee Table, 36" Diameter

867T-



Product Information

Description

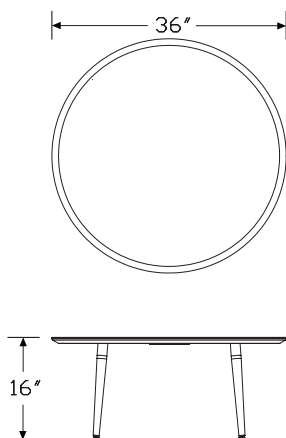
Features:

- Metal legs
- Mortise and tenon joinery
- Replaceable components
- Nemschoff® healthcare wood finish
- Non-marring glides
- Indoor Advantage™ Gold Certified

Notes

Weight—52 lbs

Dimensions



Specification Information

Step 1.

867T ☐

Step 2. Size

-6 36" diameter ☐ +\$1837

Step 3. Top Material

K solid surface ☐ +\$0

L laminate top with PVC edge ☐ +\$0

W veneer top with wood edge ☐ +\$596

Step 4. Base Type

M metal base ☐ +\$0

W wood base ☐ +\$152

Step 5. Wood Species

For veneer top with wood edge (W) with wood base (W)

AS ash ☐ +\$0

MP maple ☐ +\$0

Step 6.

Laminate Top Finish

For laminate top with PVC edge (L)

0W dark brown walnut ☐ +\$0

125 natural maple (CP) ☐ +\$0

126 natural cherry (CP) ☐ +\$0

127 walnut (CP) ☐ +\$0

139 light ash (CP) ☐ +\$0

140 warm ash (CP) ☐ +\$0

2K aged teak ☐ +\$0

76 light brown walnut ☐ +\$0

8Q folkstone grey (CP) ☐ +\$0

91 white (CP) ☐ +\$0

98 studio white (CP) ☐ +\$0

LBA clear on ash (CP) ☐ +\$0

LBB oak on ash (CP) ☐ +\$0

LU soft white ☐ +\$0

OG honey maple ☐ +\$0

WL warm stone (CP) ☐ +\$0

WY medium cherry ☐ +\$0

Palisade™ Round Coffee Table, 36" Diameter *continued*

Top/Edge/Base		
<i>For veneer top with wood edge (W) with wood base (W) with maple (MP)</i>		
0Z	medium cherry <input type="checkbox"/>	+\$0
0ZP	medium cherry matte <input type="checkbox"/>	+\$0
2U	light brown walnut <input type="checkbox"/>	+\$0
5K	honey maple <input type="checkbox"/>	+\$0
2UP	light brown walnut matte <input type="checkbox"/>	+\$0
ED	aged cherry <input type="checkbox"/>	+\$0
5KP	honey maple matte <input type="checkbox"/>	+\$0
EDP	aged cherry matte <input type="checkbox"/>	+\$0
MP	natural maple matte <input type="checkbox"/>	+\$0
UL	natural maple <input type="checkbox"/>	+\$0
40	dark brown walnut <input type="checkbox"/>	+\$0
IZ	aged teak <input type="checkbox"/>	+\$0

Top/Edge/Base		
<i>For veneer top with wood edge (W) with wood base (W) with ash (AS)</i>		
ET	clear on ash <input type="checkbox"/>	+\$0
EU	oak on ash <input type="checkbox"/>	+\$0
EWA	medium walnut on ash <input type="checkbox"/>	+\$0

Top/Edge Finish		
<i>For veneer top with wood edge (W) with metal base (M) with maple (MP)</i>		
0Z	medium cherry <input type="checkbox"/>	+\$0
0ZP	medium cherry matte <input type="checkbox"/>	+\$0
2U	light brown walnut <input type="checkbox"/>	+\$0
2UP	light brown walnut matte <input type="checkbox"/>	+\$0
40	dark brown walnut <input type="checkbox"/>	+\$0
5K	honey maple <input type="checkbox"/>	+\$0
5KP	honey maple matte <input type="checkbox"/>	+\$0
ED	aged cherry <input type="checkbox"/>	+\$0
EDP	aged cherry matte <input type="checkbox"/>	+\$0
IZ	aged teak <input type="checkbox"/>	+\$0
MP	natural maple matte <input type="checkbox"/>	+\$0
UL	natural maple <input type="checkbox"/>	+\$0

Top/Edge Finish		
<i>For veneer top with wood edge (W) with metal base (M) with ash (AS)</i>		
ET	clear on ash <input type="checkbox"/>	+\$0
EU	oak on ash <input type="checkbox"/>	+\$0

Top/Edge Finish		
<i>For solid surface (K)</i>		
58	cameo white <input type="checkbox"/>	+\$1071
ANC	antarctica <input type="checkbox"/>	+\$1200
CQ	glacier white <input type="checkbox"/>	+\$1071
QB	bisque <input type="checkbox"/>	+\$1071
SVG	silver gray <input type="checkbox"/>	+\$1135

Step 7. Base Finish

<i>For solid surface (K) or laminate top with PVC edge (L) with wood base (W) with maple (MP)</i>		
0Z	medium cherry <input type="checkbox"/>	+\$0
0ZP	medium cherry matte <input type="checkbox"/>	+\$0
2U	light brown walnut <input type="checkbox"/>	+\$0
5K	honey maple <input type="checkbox"/>	+\$0
2UP	light brown walnut matte <input type="checkbox"/>	+\$0
ED	aged cherry <input type="checkbox"/>	+\$0
5KP	honey maple matte <input type="checkbox"/>	+\$0
EDP	aged cherry matte <input type="checkbox"/>	+\$0
MP	natural maple matte <input type="checkbox"/>	+\$0
UL	natural maple <input type="checkbox"/>	+\$0
40	dark brown walnut <input type="checkbox"/>	+\$0
IZ	aged teak <input type="checkbox"/>	+\$0

<i>For solid surface (K) or laminate top with PVC edge (L) with wood base (W) with ash (AS)</i>		
ET	clear on ash <input type="checkbox"/>	+\$0
EU	oak on ash <input type="checkbox"/>	+\$0
EWA	medium walnut on ash <input type="checkbox"/>	+\$0

Step 8. Powdercoat Base Finish

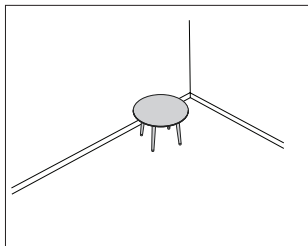
<i>For metal base (M)</i>		
SNC	satin carbon <input type="checkbox"/>	+\$0
SNL	satin steel <input type="checkbox"/>	+\$0

Step 9. MicrobeCare Selection

MCN	no MicrobeCare protection <input type="checkbox"/>	+\$0
MCY	MicrobeCare protection <input type="checkbox"/>	+\$50

Palisade™ Round End Table, 24" Diameter

867T-



Product Information

Description

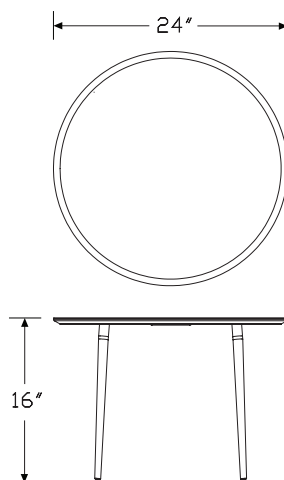
Features:

- Metal legs
- Mortise and tenon joinery
- Replaceable components
- Nemschoff® healthcare wood finish
- Non-marring glides
- Indoor Advantage™ Gold Certified

Notes

Weight—22 lbs

Dimensions



Specification Information

Step 1.

867T ☐

Step 2. Size

-5 24" diameter ☐ +\$1706

Step 3. Top Material

K solid surface ☐ +\$0

L laminate top with PVC edge ☐ +\$0

W veneer top with wood edge ☐ +\$440

Step 4. Base Type

M metal base ☐ +\$0

W wood base ☐ +\$152

Step 5. Wood Species

For veneer top with wood edge (W) with wood base (W)

AS ash ☐ +\$0

MP maple ☐ +\$0

Step 6.

Laminate Top Finish

For laminate top with PVC edge (L)

0W dark brown walnut ☐ +\$0

125 natural maple (CP) ☐ +\$0

126 natural cherry (CP) ☐ +\$0

127 walnut (CP) ☐ +\$0

139 light ash (CP) ☐ +\$0

140 warm ash (CP) ☐ +\$0

2K aged teak ☐ +\$0

76 light brown walnut ☐ +\$0

8Q folkstone grey (CP) ☐ +\$0

91 white (CP) ☐ +\$0

98 studio white (CP) ☐ +\$0

LBA clear on ash (CP) ☐ +\$0

LBB oak on ash (CP) ☐ +\$0

LU soft white ☐ +\$0

OG honey maple ☐ +\$0

WL warm stone (CP) ☐ +\$0

WY medium cherry ☐ +\$0

Palisade™ Round End Table, 24"
Diameter *continued*

Top/Edge/Base		
<i>For veneer top with wood edge (W) with wood base (W) with maple (MP)</i>		
0Z	medium cherry <input type="checkbox"/>	+\$0
0ZP	medium cherry matte <input type="checkbox"/>	+\$0
2U	light brown walnut <input type="checkbox"/>	+\$0
5K	honey maple <input type="checkbox"/>	+\$0
2UP	light brown walnut matte <input type="checkbox"/>	+\$0
ED	aged cherry <input type="checkbox"/>	+\$0
5KP	honey maple matte <input type="checkbox"/>	+\$0
EDP	aged cherry matte <input type="checkbox"/>	+\$0
MP	natural maple matte <input type="checkbox"/>	+\$0
UL	natural maple <input type="checkbox"/>	+\$0
40	dark brown walnut <input type="checkbox"/>	+\$0
IZ	aged teak <input type="checkbox"/>	+\$0

Top/Edge/Base		
<i>For veneer top with wood edge (W) with wood base (W) with ash (AS)</i>		
ET	clear on ash <input type="checkbox"/>	+\$0
EU	oak on ash <input type="checkbox"/>	+\$0
EWA	medium walnut on ash <input type="checkbox"/>	+\$0

Top/Edge Finish		
<i>For veneer top with wood edge (W) with metal base (M) with maple (MP)</i>		
0Z	medium cherry <input type="checkbox"/>	+\$0
0ZP	medium cherry matte <input type="checkbox"/>	+\$0
2U	light brown walnut <input type="checkbox"/>	+\$0
5K	honey maple <input type="checkbox"/>	+\$0
2UP	light brown walnut matte <input type="checkbox"/>	+\$0
ED	aged cherry <input type="checkbox"/>	+\$0
5KP	honey maple matte <input type="checkbox"/>	+\$0
EDP	aged cherry matte <input type="checkbox"/>	+\$0
MP	natural maple matte <input type="checkbox"/>	+\$0
UL	natural maple <input type="checkbox"/>	+\$0
40	dark brown walnut <input type="checkbox"/>	+\$0
IZ	aged teak <input type="checkbox"/>	+\$0

Top/Edge Finish		
<i>For veneer top with wood edge (W) with metal base (M) with ash (AS)</i>		
ET	clear on ash <input type="checkbox"/>	+\$0
EU	oak on ash <input type="checkbox"/>	+\$0
EWA	medium walnut on ash <input type="checkbox"/>	+\$0

Top/Edge Finish		
<i>For solid surface (K)</i>		
58	cameo white <input type="checkbox"/>	+\$714
ANC	antarctica <input type="checkbox"/>	+\$800
CQ	glacier white <input type="checkbox"/>	+\$714
QB	bisque <input type="checkbox"/>	+\$714
SVG	silver gray <input type="checkbox"/>	+\$762

Step 7. Base Finish

<i>For solid surface (K) or laminate top with PVC edge (L) with wood base (W) with maple (MP)</i>		
0Z	medium cherry <input type="checkbox"/>	+\$0
0ZP	medium cherry matte <input type="checkbox"/>	+\$0
2U	light brown walnut <input type="checkbox"/>	+\$0
5K	honey maple <input type="checkbox"/>	+\$0
2UP	light brown walnut matte <input type="checkbox"/>	+\$0
ED	aged cherry <input type="checkbox"/>	+\$0
5KP	honey maple matte <input type="checkbox"/>	+\$0
EDP	aged cherry matte <input type="checkbox"/>	+\$0
MP	natural maple matte <input type="checkbox"/>	+\$0
UL	natural maple <input type="checkbox"/>	+\$0
40	dark brown walnut <input type="checkbox"/>	+\$0
IZ	aged teak <input type="checkbox"/>	+\$0

<i>For solid surface (K) or laminate top with PVC edge (L) with wood base (W) with ash (AS)</i>		
ET	clear on ash <input type="checkbox"/>	+\$0
EU	oak on ash <input type="checkbox"/>	+\$0
EWA	medium walnut on ash <input type="checkbox"/>	+\$0

Step 8. Powdercoat Base Finish

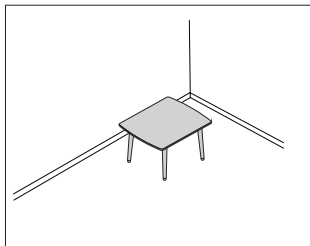
<i>For metal base (M)</i>		
SNC	satin carbon <input type="checkbox"/>	+\$0
SNL	satin steel <input type="checkbox"/>	+\$0

Step 9. MicrobeCare Selection

MCN	no MicrobeCare protection <input type="checkbox"/>	+\$0
MCY	MicrobeCare protection <input type="checkbox"/>	+\$50

Palisade™ Square Coffee Table, 24" Wide x 24" Deep

867T-



Product Information

Description

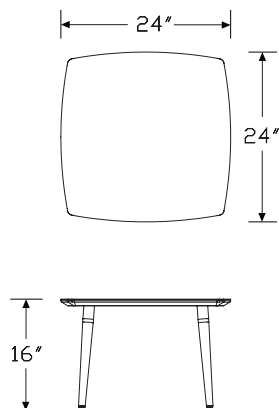
Features:

- Metal legs
- Mortise and tenon joinery
- Replaceable components
- Nemschoff® healthcare wood finish
- Non-marring glides
- Indoor Advantage™ Gold Certified

Notes

Weight—22 lbs

Dimensions



Specification Information

Step 1.

867T ☐

Step 2. Size

-2 16" high x 24" wide x 24" deep ☐ +\$1653

Step 3. Top Material

K solid surface ☐ +\$0
L laminate top with PVC edge ☐ +\$0
W veneer top with wood edge ☐ +\$440

Step 4. Base Type

M metal base ☐ +\$0
W wood base ☐ +\$152

Step 5. Wood Species

For veneer top with wood edge (W) with wood base (W)

AS ash ☐ +\$0
MP maple ☐ +\$0

Step 6.

Laminate Top Finish

For laminate top with PVC edge (L)

0W dark brown walnut ☐ +\$0
125 natural maple (CP) ☐ +\$0
126 natural cherry (CP) ☐ +\$0
127 walnut (CP) ☐ +\$0
139 light ash (CP) ☐ +\$0
140 warm ash (CP) ☐ +\$0
2K aged teak ☐ +\$0
76 light brown walnut ☐ +\$0
8Q folkstone grey (CP) ☐ +\$0
91 white (CP) ☐ +\$0
98 studio white (CP) ☐ +\$0
LBA clear on ash (CP) ☐ +\$0
LBB oak on ash (CP) ☐ +\$0
LU soft white ☐ +\$0
OG honey maple ☐ +\$0
WL warm stone (CP) ☐ +\$0
WY medium cherry ☐ +\$0

Palisade™ Square Coffee Table, 24"
Wide x 24" Deep *continued*

Top/Edge/Base		
<i>For veneer top with wood edge (W) with wood base (W) with maple (MP)</i>		
0Z	medium cherry <input type="checkbox"/>	+\$0
0ZP	medium cherry matte <input type="checkbox"/>	+\$0
2U	light brown walnut <input type="checkbox"/>	+\$0
5K	honey maple <input type="checkbox"/>	+\$0
2UP	light brown walnut matte <input type="checkbox"/>	+\$0
ED	aged cherry <input type="checkbox"/>	+\$0
5KP	honey maple matte <input type="checkbox"/>	+\$0
EDP	aged cherry matte <input type="checkbox"/>	+\$0
MP	natural maple matte <input type="checkbox"/>	+\$0
UL	natural maple <input type="checkbox"/>	+\$0
40	dark brown walnut <input type="checkbox"/>	+\$0
IZ	aged teak <input type="checkbox"/>	+\$0

Top/Edge/Base		
<i>For veneer top with wood edge (W) with wood base (W) with ash (AS)</i>		
ET	clear on ash <input type="checkbox"/>	+\$0
EU	oak on ash <input type="checkbox"/>	+\$0
EWA	medium walnut on ash <input type="checkbox"/>	+\$0

Top/Edge Finish		
<i>For veneer top with wood edge (W) with metal base (M) with maple (MP)</i>		
0Z	medium cherry <input type="checkbox"/>	+\$0
0ZP	medium cherry matte <input type="checkbox"/>	+\$0
2U	light brown walnut <input type="checkbox"/>	+\$0
5K	honey maple <input type="checkbox"/>	+\$0
2UP	light brown walnut matte <input type="checkbox"/>	+\$0
ED	aged cherry <input type="checkbox"/>	+\$0
5KP	honey maple matte <input type="checkbox"/>	+\$0
EDP	aged cherry matte <input type="checkbox"/>	+\$0
MP	natural maple matte <input type="checkbox"/>	+\$0
UL	natural maple <input type="checkbox"/>	+\$0
40	dark brown walnut <input type="checkbox"/>	+\$0
IZ	aged teak <input type="checkbox"/>	+\$0

Top/Edge Finish		
<i>For veneer top with wood edge (W) with metal base (M) with ash (AS)</i>		
ET	clear on ash <input type="checkbox"/>	+\$0
EU	oak on ash <input type="checkbox"/>	+\$0
EWA	medium walnut on ash <input type="checkbox"/>	+\$0

Top/Edge Finish		
<i>For solid surface (K)</i>		
58	cameo white <input type="checkbox"/>	+\$663
ANC	antarctica <input type="checkbox"/>	+\$775
CQ	glacier white <input type="checkbox"/>	+\$663
QB	bisque <input type="checkbox"/>	+\$663
SVG	silver gray <input type="checkbox"/>	+\$720

Step 7. Base Finish

<i>For solid surface (K) or laminate top with PVC edge (L) with wood base (W) with maple (MP)</i>		
0Z	medium cherry <input type="checkbox"/>	+\$0
0ZP	medium cherry matte <input type="checkbox"/>	+\$0
2U	light brown walnut <input type="checkbox"/>	+\$0
5K	honey maple <input type="checkbox"/>	+\$0
2UP	light brown walnut matte <input type="checkbox"/>	+\$0
ED	aged cherry <input type="checkbox"/>	+\$0
5KP	honey maple matte <input type="checkbox"/>	+\$0
EDP	aged cherry matte <input type="checkbox"/>	+\$0
MP	natural maple matte <input type="checkbox"/>	+\$0
UL	natural maple <input type="checkbox"/>	+\$0
40	dark brown walnut <input type="checkbox"/>	+\$0
IZ	aged teak <input type="checkbox"/>	+\$0

<i>For solid surface (K) or laminate top with PVC edge (L) with wood base (W) with ash (AS)</i>		
ET	clear on ash <input type="checkbox"/>	+\$0
EU	oak on ash <input type="checkbox"/>	+\$0
EWA	medium walnut on ash <input type="checkbox"/>	+\$0

Step 8. Powdercoat Base Finish

<i>For metal base (M)</i>		
SNC	satın carbon <input type="checkbox"/>	+\$0
SNL	satın steel <input type="checkbox"/>	+\$0

Step 9. MicrobeCare Selection

MCN	no MicrobeCare protection <input type="checkbox"/>	+\$0
MCY	MicrobeCare protection <input type="checkbox"/>	+\$50

Index by Product Name

Nemschoff® Palisade™ Collection	
Palisade™ Rectangular Coffee Table, 20" Wide x 48" Deep	page(s) 7
Palisade™ Rectangular Coffee Table, 20" Wide x 60" Deep	9
Palisade™ Round Coffee Table, 36" Diameter	11
Palisade™ Round End Table, 24" Diameter	13
Palisade™ Square Coffee Table, 24" Wide x 24" Deep	15
Palisade™ Square End Table, 18" Wide x 18" Deep	5



Index by Product Number

867T-	Palisade™ Rectangular Coffee Table, 20" Wide x 48"	
	Deep	page(s) 7
867T-	Palisade™ Rectangular Coffee Table, 20" Wide x 60" Deep	9
867T-	Palisade™ Round Coffee Table, 36" Diameter	11
867T-	Palisade™ Round End Table, 24" Diameter	13
867T-	Palisade™ Square Coffee Table, 24" Wide x 24" Deep	15
867T-	Palisade™ Square End Table, 18" Wide x 18" Deep	5





20-Day or Less/Assigned Lead-Time Order Information

GSA

20-Day or Less and Assigned Lead-Time Programs

20-day or less and assigned lead-time products are designed for established Herman Miller dealers with pre-approved credit.

Products are distributed from multiple manufacturing facilities across the United States. All products and options not designated by an Assigned Lead-Time icon  will ship in 20 business days or less after being acknowledged by Herman Miller. Products and options designated by an  are on the assigned lead-time program and will ship in 20 days, less than 20 days, or more than 20 days from order acknowledgement.

Ordering Procedure

Please place orders through Order Manager. If this is not available to you, place orders through mail or fax. Verbal purchase orders will not be accepted.

Order Entry fax number for Meridian® Filing and Storage:

(616) 846 9236.

Order Entry fax number for all other products:

(616) 654 3085.

For more information, contact your Customer Care representative at: (866) 854 3048 ext 3400.

Shipments and Delivery

Per Herman Miller Terms and Conditions.

Changes and Cancellation

Per Herman Miller Terms and Conditions.



Central Palette Overview

GSA

Central Palette

Program Overview

The Central Palette is the result of an intentional effort to integrate future design direction, field insights, and long-term business strategy. The palette provides a foundation of design continuity between Herman Miller and Knoll products, while each brand retains their distinct colors, materials, and finishes.

A centralized palette allows designers to create a greater variety of cross-branded premium workplace solutions at a variety of price points.

Finishes

A consolidation of like colors focused in the neutral color space. Painted and plastic components within the palette meet consistent performance and aesthetic criteria, allowing for improved efficiency and reliability.

Paint & Plastic:	Metallics:
8Q Folkstone Grey	611 Beige Mist Metallic
91 White	613 Silver
98 Studio White	
CRB Carbon	
G1 Graphite	
UBK Ultra Black	
WL Warm Stone	

Laminate

The following solid color and woodgrain laminates will be available in high pressure (HPL) and thermally fused (TFL) versions with coordinating edgbands to support both brands of products.

Solid Color:	Woodgrain:
8Q Folkstone Grey	125 Natural Maple
91 White	126 Natural Cherry
98 Studio White	127 Walnut
UBK Ultra Black	139 Light Ash
WL Warm Stone	140 Warm Ash
	LBA Clear on Ash *
	LBB Oak on Ash *
	LBC Walnut on Ash *
	LBU Medium Matte Walnut
Matte:	
NSD Celestial Grey	
NSJ Asteroid Grey	
NSK Nebula Black	

* HPL features a woodgrain textured surface; TFL (Melamine) has a smooth surface.

Veneer

The following veneers will be available in aligned gloss and pore options across workspace products for Knoll and Herman Miller.

Techwood:
639 Light Cherry Techwood
651 Soft Grey Techwood
652 Whitened Quartered Oak Techwood
658 Clear Techwood
683 Soft Walnut Techwood
684 Dark Umber Techwood

Natural Veneer & Premium Techwood:
008 Blonde Oak
009 White Oak
010 Golden Oak
012 Oxford Walnut
016 Umber on Oak
017 Light Walnut
021 Peacock Green Walnut
653 Vivid Oak Techwood
659 Brushed Teak Techwood
660 White Maple Techwood
670 Deep Rosewood Techwood

Premium Veneer:
070 Ebonized Oak

Gloss & Pore Options include:
A - low gloss/closed pore
B - medium gloss/closed pore
C - high gloss/closed pore
D - low gloss/open pore
E - medium gloss/open pore
F - high gloss/open pore

Textiles
Textiles are not yet part of the Central Palette program. Refer to the COM Database for Textiles approved on products from various MillerKnoll Brands.



Nemschoff® Palisade™ Collection

Multiple Fabrics Guide

Multiple fabrics can be selected for application on a single product. Choosing multiple fabrics allows for high-performance fabrics to be used in the specific areas where they're most needed. For example, easy-to-clean, abrasion-resistant polyurethane can be used on the seat and headrest, combined with a softer woven fabric for the back where wear is less of an issue.

Choosing multiple fabrics also offers aesthetic flexibility. For example, you can create design continuity among multiple pieces by combining colors and patterns to help coordinate them.

All surfaces included in an area must be the same fabric.

Illustrations intended for single seat, multiple seat, and different back height units.

All arms, including intervening, when applicable, must be in the same fabric.

All footrests include the mid-ottoman and footrest flap in the same fabric.

KEY 1. Seat 2. Back 3. Arms 4. Back Frame & Arms	Palisade Chair 	Palisade Lounge Chair-Closed Arm 	Palisade Plus Chair
Palisade Easy Access Seating 	Palisade Multiple Seating 	Palisade Booth 	Palisade Sofa/Flop Sofa

For more information about our products and services or to see a list of dealers, please visit us at HermanMiller.com or call (800) 851 1196.

© 2025 Herman Miller, Inc., Zeeland, Michigan


Distribution Rights

Working together since 1956, Herman Miller and Vitra are the authentic sources of designs by Charles and Ray Eames, Alexander Girard, and George Nelson. All the designs shown in this book are protected by law. Herman Miller has obtained all rights to make and sell these designs. Also, Herman Miller holds exclusive worldwide manufacturing and distribution rights for these products with the following exceptions:

Charles and Ray Eames, George Nelson, and Alexander Girard—Worldwide distribution rights for furniture in all areas except Europe and the Middle East. For those areas, please contact Vitra.

Isamu Noguchi—Worldwide distribution rights for the Noguchi Rudder Table. Distribution rights for the Noguchi Table in North America and Central America only. For all other areas, please contact Vitra.

Magis—Exclusive distribution rights in the US and Canada. For all other areas, please contact Magis.

® HermanMiller, , Action Office, Aeron, Aside, Canvas Office Landscape, Caper, Cosm, Co/Struc, Eames, Embody, Ethospace, Exclave, Fine-Tune, FlexFront, Formcoat, Ground Cloth, Intent, Layout Studio, Lino, Maharam, Meridian, Mirra, Motia, Nelson, Pellicle, Perspectives, Plex, PostureFit, PostureFit SL, Sayl, Setu, Tu, Verus, Y-Tower and Zeph are among the registered trademarks of Herman Miller, Inc., and its owned subsidiaries.

™ AireWeave, Bubbletack, Canvas Vista, Cellular Suspension, Commend, Compass, Connect, DOT, Durawrap, Everywhere, Flex-Edge, Headway, Hopsak 2, Iota, Keyless Entry, Latitude, Lyris 2, Mora, Multiscrim, Nevi, OE1, OE1 Workspace Collection, Overlay, Renew, Stackable, Swoop, Thrive, TriFlex, Twist and Valor are among the trademarks of Herman Miller, Inc., and its owned subsidiaries.

Chemsurf® is a registered trademark of Wilsonart International.

Corian® is a registered trademark of E.I. du Pont de Nemours and Company Corporation.

FLEXNET™ is a trademark of Milliken & Company.

Floor Saver Glide® is a registered trademark of Carpin Manufacturing, Inc.

Forest Stewardship Council® is a registered trademark of the Forest Stewardship Council A.C. (FSC). We are FSC® certified (FSC® C102895).

FSC® is a registered trademark of the Forest Stewardship Council A.C. (FSC).

MicrobeCare™ is a trademark of Parasol Medical LLC.

Microsoft® and Natural® Keyboard are registered trademarks of Microsoft Corporation.

Place Textiles® is a registered trademark of Place Textiles.