



GSA prices effective January 30, 2023  
(based on October 3, 2022, commercial price list)  
Published January 2024

## Supplemental Products

### Thrive™ Portfolio

#### **General Services Administration Federal Supply Service Authorized Federal Supply Schedule Price List**

Online access to contract ordering information, terms and conditions, up-to-date pricing, and the option to create an electronic delivery order is available through GSA Advantage!®, a menu-driven database system.

The Internet address for GSA Advantage! is [www.gsaadvantage.gov](http://www.gsaadvantage.gov).

Office Furniture  
FSC/PSC 7110/7125  
Contract Number: GS-03F-036DA  
UEI: Q2K3MSZ843D8  
Contract Period: December 21, 2015—December 20, 2025

MillerKnoll, Inc.  
855 East Main Avenue  
Zeeland, Michigan 49464  
(616) 654 3000 Phone  
(616) 654 8278 Fax  
[www.HermanMiller.com/government](http://www.HermanMiller.com/government)

Business Size: Large



# Contract Information

## 1a. Special Item Numbers (SIN)

SIN 33721

Furniture Systems, Computer Furniture, Filing and Storage, Tables and Accessories, Upholstered Seating and Multi-Purpose Seating, Project Management, Reconfiguration and Relocation Services, Design/Layout and Installation Services

SIN 33721P

Packaged Offices

SIN 337127

Modular Laboratory Furniture Systems

SIN 339113H

Healthcare Furniture

SIN OLM

Order-Level Materials (OLMs)

This SIN is only for products and/or services used in direct support of the purchase of new furniture. It requires approval from the ordering Contract Officer. Please contact your local MillerKnoll Inc. representative to discuss the appropriate use of this SIN.

SIN 532289

Leasing

Contact MillerKnoll Inc participating government dealer for current leasing information.

## 1b. Lowest Priced Model

SIN 33721:	BVP3.S	\$7.27
SIN 33127:	TW113	\$5.81
SIN 339113H:	CR900NR	\$483.80

## 1c. Service Rates

Project Management

Furniture Project Manager: \$64.75 per hour  
Furniture Project Coordinator: \$49.00 per hour  
Build-Out Project Manager: \$80.00 per hour

Reconfiguration and Relocation Services

Not to exceed \$55 per hour.

See \* Additional Notes for Installation & Reconfiguration and Relocation Services.

Design/Layout

Not to exceed \$65 per hour.

Installation Services

Not to exceed \$55 per hour (\$82.50 per hour for after-hours Installation).

See \* Additional Notes for Installation & Reconfiguration and Relocation Services.

## 2. Maximum Order

SIN 33721, 337127, NEW, OLM

\$250,000 net product value

SIN 33721P

\$250,000 net value

SIN 339113H

\$500,000 net product value

## 3. Minimum Order

\$100 net

## 4. Geographic Coverage

Continental U.S.

Orders for Alaska, Hawaii, and Puerto Rico will be shipped F.O.B. inland carrier point of exportation.

## 5. Point of Production

Zeeland, Ottawa County, Michigan

Spring Lake, Ottawa County, Michigan

## 6. Pricing

Prices shown are list. Discounts include Industrial Funding Fee.

SIN 33721

Standard Lead Time, Single Order Net Purchase \$100 - 250,000, includes approved Herman Miller Options Products.

Product Line	Discount From List
Action Office 1	73.8%
Action Office 2	73.8%
Aeron	64.5%
Ambit Workspace Solutions	74.3%
Aside	64.2%
C-Style Overhead Storage	73.8%
Canvas Office Landscape Channel	74.8%
Canvas Office Landscape Dock	74.8%
Canvas Metal Desk	74.8%
Canvas Office Landscape Metal Storage	74.8%
Canvas Office Landscape Private Office	74.8%
Canvas Office Landscape Wood Storage	74.8%
Canvas Office Landscape Vista	74.8%
Canvas Office Landscape Wall	74.8%
Caper	61.5%
Commend Nurses Station	73.3%
Cosm	61.7%
Eames® Conference & Dining Tables	73.6%
Easton Family	54.91%
Embody	59.7%
Energy Distribution Systems	73.8%
Ethospace System	73.8%
Everywhere™ Tables	73.8%
Exclave	61.7%
Fuld	59.7%
Headway™ Tables	73.8%
Intent Solution	58.7%

# Contract Information

continued

Layout Studio®	60.7%
Lighting	73.8%
Lino	63.7%
Meridian Laterals	67.3%
Meridian Pedestals	64.2%
Meridian Towers	62.7%
Meridian Storage	62.7%
Mirra 2	61.7%
Motia Tables	73.8%
Nemschoff	54.91%
Nevi™ Tables	73.8%
Nevi Link	73.8%
OE1 Boundary	72.8%
OE1 Micro Packs	73.8%
OE1 Storage	72.8%
OE1 Tables and Benching	73.8%
Overlay™	62.7%
Plex® Lounge Furniture	59.5%
Public Office Landscape	61.7%
Renew™ Tables	73.8%
Renew Link	73.8%
Sayl	62.2%
Setu	59.7%
Swoop Lounge Furniture	60.7%
Thrive Portfolio	62.0%
Thrive Portfolio-CBS Products Extension	62.0%
Tu Lateral Files	74.3%
Tu Pedestals	73.8%
Tu Storage	74.3%
Tu Towers	74.3%
Tu Wood Cases	74.3%
Tu Wood Cubbies	74.3%
Tu Wood Credenzas	74.3%
Tu Wood Pedestals	74.3%
Tu Wood Towers	74.3%
Valor™ Family	54.91%
Verus	63.7%
Zeph	60.2%

## Services

Please refer to section 19 for Terms and Conditions of Installation/ Reconfiguration and Relocation Services.

## Project Management

Services under this SIN may be used only in conjunction with the purchase of new furniture. Please contact your local MillerKnoll Inc. representative to discuss the available labor categories (listed below). The hourly rates listed are “Not To Exceed” or “NTE” values.

Furniture Project Manager: \$64.75 per hour  
Furniture Project Coordinator: \$49.00 per hour  
Build-Out Project Manager: \$80.00 per hour

## Reconfiguration and Relocation Services

Reconfiguration and Relocation Services will be provided by MillerKnoll Inc. or its participating dealer based on a fee not to exceed \$55 per hour.

See \* Additional Notes for Installation & Reconfiguration and Relocation Services.

## Design/Layout

Design service will be provided by MillerKnoll Inc. or its participating dealer based on a fee not to exceed \$65 per hour.

## Installation Services

Installation Services will be provided by MillerKnoll Inc. or its participating dealer based on a fee not to exceed \$55 per hour (\$82.50 per hour for after-hours Installation).

See \* Additional Notes for Installation & Reconfiguration and Relocation Services.

## SIN 337127

Standard Lead Time, Single Order Net Purchase \$100 - 250,000, includes approved Herman Miller Options Products.

Product Line	Discount From List
Action Lab	58.5%
Compass System	58.5%
Co/Struc System	58.5%
Healthcare Carts	18.0%
Mora System	58.5%
Bedside Cabinets	58.5%

## SIN 33721P

Packaged Office Furniture - Maximum Order \$250,000 (net).

Includes packaged furniture solutions for customers needing to furnish an office.

## SIN 339113H

Standard Lead Time, Single Order Net Purchase \$100 - 500,000, includes approved Herman Miller Options Products.

Product Line	Discount From List
Nemschoff Healthcare Furniture	54.91%

## 7. Quantity Discounts

Reference item #6.

## 8. Payment Terms

Net 30 days

## 9. Foreign Items

None

## 10. Time of Delivery

- 90 day ARO
- Expedited delivery: Items listed in the 10-Day section of the catalogs are available for expedited delivery.
- Overnight/2-day delivery: Select items may be available for overnight or 2-day delivery. Contact MillerKnoll Inc. or a participating dealer for availability and rates.
- Urgent requirements: Agencies may contact contractor or participating dealer to request faster delivery.

## 11. F.O.B.

F.O.B. destination except Alaska, Hawaii, and Puerto Rico, which will be shipped F.O.B. inland carrier point of exportation.



# Contract Information

*continued*

## 12. Ordering Address

- a. MillerKnoll Inc.  
Government Customer Care 0161  
855 East Main Avenue  
Zeeland MI 49464.
- b. For supplies and services, the ordering procedures information on Blanket Purchase Agreements (BPA's) are found in Federal Acquisition Regulation (FAR) 8.405-3.

## 13. Payment Address.

MillerKnoll Inc.  
22764 Network Place  
Chicago, IL 60673-1227

## 14. Warranty

MillerKnoll Inc. commercial warranty applies.

## 15. Export Packing Charge

Prices supplied on request.

## 16. Rental Maintenance and Repair Terms

Not applicable

## 17. Terms and Conditions of Installation/Reconfiguration and Relocation Services

\* Additional Notes for Installation & Reconfiguration and Relocation Services:

FOB Destination (Drop Ship): Price includes product delivery to the site, brought to the tailgate of the truck. The purchaser is responsible for unloading.

Prices effective up to the maximum order by SIN only. Above the MO, pricing shall be negotiated on a case-by-case basis between the client and local dealer.

Standard Services are Subject to the Following Conditions:

Installation will be performed during normal weekday working hours.

Adequate facilities for delivery, unloading, moving and staging/ storing the product during the installation process shall be provided.

Service work will not be hindered by other trades.

Electric, heat, and adequate elevator service will be furnished without charge.

The immediate installation area shall be complete and free of debris including the carpet/flooring before installation commences.

Any work requiring a licensed electrician is the responsibility of the buyer.

Additional Charges May Apply For:

Major Metro Markets and any non-ground floor installation.

Major Metro Markets include large population centers and urban environments.

Installation in a clinical/medical environment.

Special restrictions or limits established by local laws,

ordinances or the directions of the buyer, including but not limited to restrictions on transportations of materials, street access to the job site and/or dock facilities.

Installations outside of a 50 mile radius of the servicing dealer.

Local Prevailing Wage and/or Union Labor Rates.

Any additional charges shall be quoted by the dealer and approved by the buyer prior to performance of the work.

## 18. Terms and Conditions of Repair Parts

Not applicable

## 19. Service and Distribution Points

For service and distribution points nearest you, call (800) 851 1196.

## 20. Participating Dealers

Access Herman Miller web site for current list of participating dealers: [www.HermanMiller.com/where-to-buy/contact-a-dealer/](http://www.HermanMiller.com/where-to-buy/contact-a-dealer/). Select your market by using the filter.

## 21. Preventive Maintenance

Not applicable

## 22a. Special Attributes.

2022

MillerKnoll earns its 15th consecutive perfect score in Human Rights Campaign Foundation's 2022 Corporate Equality Index.

2021

The OE1 Trolley and Micro Packs are both winners of the 2021 Archiproducts international design competition in the Office Category.

MillerKnoll is named to Michigan's Best and Brightest in Wellness List for 2021.

MillerKnoll is awarded Platinum Rating in CSR by EcoVadis.

OE1 is named winner of Wallpaper's "Most Futuristic Furniture" Category as part of their first-ever Smart Space Awards.

OE1 receives the Workplace category award from Fast Company's 2021 Innovation by Design Awards.

MillerKnoll is named to Fast Company's Annual List of the World's Most Innovative Companies for 2021.

MillerKnoll is recognized as a "Disclosure Leader" by the Chemical Footprint Project (CFP).

MillerKnoll earns its 14th consecutive perfect score in Human Rights Campaign Foundation's 2021 Corporate Equality Index.

# Contract Information

*continued*

MillerKnoll is named to Newsweek's List of America's Most Responsible Companies 2021.

Great Lakes Women's Business Council awards MillerKnoll for "Excellence in Supplier Diversity" in the Best In Class category.

2020

Herman Miller is recognized with a 2020 FSC® Leadership Award for our commitment to responsible forestry management.

Herman Miller is named one of Investor's Business Daily Top 50 Best ESG (Environmental, Social, and Corporate Governance) Companies.

Working Mother names Herman Miller as one of the Best Companies for Dads.

Herman Miller is awarded Platinum Rating in CSR by EcoVadis.

Herman Miller is named Diversity Inc 2020 Noteworthy Company for recruitment efforts, employee development opportunities, leadership accountability, and supplier diversity.

Cosm, by Studio 7.5, receives an iF Gold Award in the Office and Industry category at the iF World Design Awards 2020.

Herman Miller earns its 13th consecutive perfect score in Human Rights Campaign Foundation's 2020 Corporate Equality Index.

2019

Mora System casework, designed by Collective Ten for Herman Miller, receives silver in the Industrial and Life Science Design/Medical Furniture category at the European Product Design Awards.

Mora System casework is awarded GOOD DESIGN Award 2019, selected for design excellence and innovation.

National Minority Supplier Diversity Council (NMSDC) names Herman Miller as the 2019 Class 1 Corporation of the Year for leadership in supplier diversity.

TIME Magazine names Cosm to its list of 100 Best Inventions of 2019.

Herman Miller is named #12 Overall and #2 in Manufacturing on Investor's Business Daily Best ESG (Environmental, Social, Governance) Companies.

Herman Miller is recognized as a silver level Certified Veteran-Friendly Employer by the Michigan Veterans Affairs Agency for its commitment to veteran hiring, retention, and development.

For the second year in a row, Herman Miller receives a Gold Medal from EcoVadis in recognition of Corporate Social Responsibility achievement measured in categories of environment, labor and human rights, ethics, and sustainable procurement.

Herman Miller is named "Frontrunner" in Chemical Footprint Project by Clean Production Action for our chemical management policies and practices.

Herman Miller receives International Interior Design Association and Contract's best showroom design award in the "Large Showroom" category at NeoCon.

Herman Miller earns its 12th consecutive perfect score in Human Rights Campaign Foundation's 2019 Corporate Equality Index.

Cosm, designed by Studio 7.5 for Herman Miller, receives a Red Dot Best of the Best Product Design Award in the "Office Chairs" category.

Lino, designed by Sam Hecht and Kim Colin for Herman Miller, receives an iF Design Award in the Product Design category.

2018

Overlay, designed by Birsell+Seck, receives Interior Design Best of Year Award in the Partitions and Wall Systems category.

Herman Miller receives the "Corporation of the Year" in consumer products award from the Michigan Minority Supplier Development Council.

Herman Miller achieves the Advanced Excellence in Supplier Diversity Award from the Great Lakes Women's Business Council for doing business with women-owned suppliers.

Great Lakes Women's Business Council awards Herman Miller for "Excellence in Supplier Diversity" in the Advanced category.

WEConnect awards Herman Miller an Honorable Mention for global supplier diversity initiatives.

As one of the top-scoring companies in the industry for the 14th consecutive year, Herman Miller has qualified for inclusion in RobecoSAM's 2018 Sustainability Yearbook and receives the Silver Class distinction for excellent sustainability performance—economic, environmental, and social.

For the 11th consecutive year, Herman Miller receives a perfect score on the Human Rights Campaign Foundation's Corporate Equality Index and is designated as Best Place to Work for LGBT equality. This report evaluates U.S. companies in terms of diversity, particularly LGBT-related policies and practices.

# Contract Information

*continued*

Herman Miller receives Gold Medal from EcoVadis in recognition of Corporate Social Sustainability achievement measured in categories of environment, labor and human rights, ethics, and sustainable procurement. EcoVadis operates the first web-based collaborative platform that allows companies to assess the environmental and social performance of their global suppliers.

Aeron receives Good Design Award from The Chicago Athenaeum Museum of Architecture and Design.

The Cosm Chair wins Mix Interiors “Product of the Year—Task” award.

## 2017

Herman Miller receives “Rising Star Award” from the Michigan Veterans Affairs Agency (MVAA) for exhibiting new and novel approaches to veteran recruitment and hiring.

Herman Miller is named the 2017 “Corporation of the Year” in the consumer products sector by the Michigan Minority Supplier Development Council (MMSDC).

Herman Miller receives a 2017 SEAL (Sustainability, Environmental Achievement and Leadership) Business Sustainability Award. SEAL Award winners are determined by a holistic methodology measuring applicants against established benchmarks that demonstrate impact and progress toward creating a healthy planet and a sustainable future.

Herman Miller earns the 4 Star Diversity Visionary Award. This award celebrates the diversity, equality, and inclusion work of Herman Miller. The award is presented at the annual Diversity Equity Inclusion Summit, held by the Grand Rapids Area Chamber of Commerce.

Herman Miller is named one of the Best and Brightest in Wellness for the 5th year in a row.

Herman Miller earns its 10th consecutive perfect score in Human Rights Campaign Foundation’s 2017 Corporate Equality Index.

As one of the top-scoring companies in the industry for the 13th consecutive year, Herman Miller has qualified for inclusion in RobecoSAM’s 2017 Sustainability Yearbook and receives the Bronze Class distinction for excellent economic, environmental, and social sustainability performance. The selection criteria for inclusion in the Yearbook becomes more rigorous each year, and only the top 15 percent of companies within each industry are selected.

Herman Miller once again earns the WorldatWork Seal of Distinction, a unique standard of excellence in work-life effectiveness that shows we provide a distinct, mutually beneficial workplace experience. Herman Miller is the only furniture manufacturer among the 160 companies across the U.S. and Canada honored with the award.

Herman Miller’s Mora wins Nightingale Silver Award in the “Furniture Collections” category at the 2017 Healthcare Design Conference.

## 2016

Herman Miller earns 9th consecutive perfect score in Human Rights Campaign Foundation’s Corporate Equality Index and is designated as Best Place to Work for LGBT equality.

Herman Miller is recognized as the Business of the Year at the Annual Meeting of the West Michigan Environmental Action Council (WMEAC) for being an outstanding partner in support of the growth of WMEAC’s programs. WMEAC’s award goes to the business with the greatest depth and breadth of support, unwavering dedication to environmental action in West Michigan, and a strong corporate commitment to environmental advocacy.

The 101 Best and Brightest Sustainable Companies once again (5th consecutive year) recognizes Herman Miller as an organization in Michigan (and for the first time, in the nation) that exhibits leadership and innovation in its approach to sustainability. This award celebrates those companies that are making their businesses more sustainable, the lives of their employees better, and the community, both locally and globally, more responsible as a whole.

Herman Miller is recognized by the Michigan Minority Supplier Development Council (MMSDC) as a “Corporation of the Year”. Additionally, we are the only West Michigan company this year to receive an “Ambassadors Championing Excellence” Award from the MMSDC.

Herman Miller is recognized with “2016 Excellence in Supplier Diversity Award” from the Great Lakes Women’s Business Council.

Herman Miller is recognized as a 2016 Healthiest 100 Workplace in America, ranking 49th in the country for our commitment to health and exceptional corporate wellness programming.

Herman Miller receives the Best and Brightest in Wellness Award for the 4th year in a row. This program is an innovative initiative that recognizes and celebrates quality and excellence in health awareness.

The Michigan Occupational Safety and Health Administration renews Herman Miller’s “Star” status, the highest workplace safety and health designation, for the Hickory facility in Spring Lake.

Plex Lounge Furniture from Herman Miller receives #MetropolisLikes award at NeoCon 2016.

Plex Lounge Furniture from Herman Miller receives Interior Design HIP Award for Workplace Seating/Lounge at NeoCon 2016.

Herman Miller is named a 2016 Women on Boards Winning Company. Companies selected for this recognition are considered champions of board diversity as 20 percent or more of their board seats are occupied by women.

Herman Miller is selected for inclusion in the 2016 RobecoSAM Sustainability Yearbook for the 12th consecutive year.

# Contract Information

*continued*

Herman Miller again earns the WorldatWork Work-Life 2016 Seal of Distinction. This award identifies organizations that focus on programs that promote work-life balance and overall well-being.

## **22b. Section 508 Compliance**

Not applicable

## **23. Unique Entity ID: Q2K3MSZ843D8**

## **24. Registered in System for Award Management ([www.SAM.gov](http://www.SAM.gov)) Database**

## **25. Cancellation**

Prior to production, no cancellation charge will apply. After production, only actual cost incurred that the contractor can demonstrate if items are sold after 3 months.

## **26. Restocking Charges**

Agencies must notify the contractor for authorization prior to returning any items. The customer agency will be required to pay all packaging and return freight charges. A restocking fee of 50% for Systems Furniture and 35% for all other product lines will be charged for any returned items.

Returns and restocking policy is not applicable to Options products, products under SIN 337127, 339113H and Nemschoff products.

## **MillerKnoll Inc. Miscellaneous Information:**

Federal ID Number: 38-0837640

Commercial and Government Entity Code (CAGE): 40636

Data Universal Numbering System (DUNS) 00-601-2801

Commercial Entity Code (CEC): 00702290J

<b>Introduction</b>	<b>page 2</b>
<b>Thrive™ Portfolio</b>	<b>3</b>
Technology Support	5
Power and Data Support	19
Screens	81
Personal Lighting	108
Work Tools	110
<b>Indices</b>	<b>155</b>
By Name	155
By Number	157
<b>Appendices</b>	
20-Day or Less/Assigned Lead-Time Order Information	
Customer's Own Material Order Information - Workspaces	
Textiles Application Chart-Workspaces	
Textile Colors	
<b>For the latest materials information, refer to the Materials pages on HermanMiller.com.</b>	

# Introduction

## A Note on the Organization of This Book

There are a few signals that will help you understand the organization of this book. Once you know them, you should be able to find your way around easily.

### Like a newspaper, this book is formatted with columns of text and illustrations that run vertically.

Information wraps from one column to the next and continues for as many pages as it needs to.

### Black bars are clues.

A black bar at the top of a page signals the start of information about a product.

This information is divided into two sections, each signaled by a black bar. Product Information includes a description, additional notes, and dimensional drawings. Specification Information, which always begins at the top of a column, includes a series of steps. Each step represents a decision you need to make in order to complete your product number. Steps must be followed sequentially. The number of pages needed to complete information on a product varies; some will be complete in one page; others may fill three or four pages. Just continue going through the steps until you run into the next product, signaled by the black bar at the top of the page.

Black tabs running along the outside edge of the page help you locate what section you are in or what section you want to go to. You can thumb forwards or backwards to find a section; tabs and text appear on both sides of the page.

The additional pages in the back of the book include the appendices and indices. They are signaled by a long black bar running along the outside edge of the page.

### The index is presented two ways.

The first index is in alphabetical order by product name. It can be helpful if you are new to the products and numbering scheme or if you are looking for a type of product, such as work chair or round table.

The second index is by product number. It lists, in alphanumeric order, the base product number, typically a five-digit number.

## General Information

This book is effective January 30, 2023, subject to change without notice. Products may be purchased from authorized Herman Miller dealers who will quote prices upon request. For more information about our products and services or to see a list of dealers, visit [www.HermanMiller.com](http://www.HermanMiller.com).


All prices are list prices. Additional services, such as planning services, design, storage, and installation, are not included and must be added to these prices when the additional services are requested.


Illustrations, specifications, and prices are based on the latest information at the time of publication. The right is reserved to make changes at any time without notice in prices, fabrics, finishes, materials, specifications, and models, and also to discontinue models and finishes.

Dimensions shown in the drawings are engineering drawing dimensions rounded up to the nearest 1/8". Product is shipped set up or knocked down. Products that include "Shipped knocked down" in the description require some assembly. If this statement does not appear in the description, the product is shipped assembled.

Service problems are normally handled by a Herman Miller authorized dealer. Where this cannot be accomplished on a local level, service problems should be referred to the Customer Care Representative for your region, Herman Miller, Inc., Zeeland, Michigan 49464.

### 20-Day or Less/Assigned Lead-Time Shipments

All products and options in this price book not designated by an Assigned Program icon  will ship in **20 business days or less** after being acknowledged by Herman Miller.

Products and options designated by an  are on the assigned lead-time program and may ship in 20 days, less than 20 days, or more than 20 days from order acknowledgement.

Technology Support

Power and Data Support

Screens

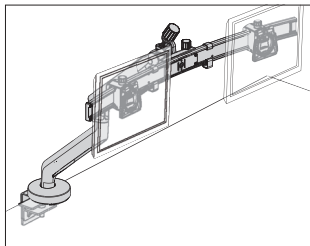
Personal Lighting

Work Tools





# Flo® X Monitor Arm - Assembly Y91195



## Product Information

### Description

Flo® X is the latest evolution of high-load monitor support from Colebrook Bosson Saunders, capable of holding heavy and large screens, including curved monitors, as well as dual and triple monitors. Its dual spring technology accommodates heavy monitors and can be configured for a lower weight range (down to 7 lbs./3 kg), if required. A visual indicator shows the arm's tension setting, saving time for multiple installations. An integrated cable management system secures cables neatly along the underside of the arm. Hex key for installing and tensioning the monitor arm is included.

Flo X single configuration supports monitors up to 40 lbs. (18 kg) and offers up to 24.09" (612 mm) of horizontal extension, 21.14" (537 mm) of vertical reach and +30°/-10° of monitor tilt. Single configuration also offers portrait-to-landscape screen adjustment.

Flo X dual configuration holds 2 monitors up to 32" and offers up to 27.91" (709 mm) of horizontal extension, 20.83" (529 mm) of vertical reach and +20°/-5° of monitor tilt.

Flo X triple configuration holds 3 monitors up to 27" and offers up to 31.06" (789 mm) of horizontal extension, 20.83" (529 mm) of vertical reach and +20°/-5° of monitor tilt.

### Notes

Multi-mount handle (HL) option is highly recommended for use with dual and triple configurations to facilitate easy movement of monitors.

75 mm and 100 mm VESA compliant.

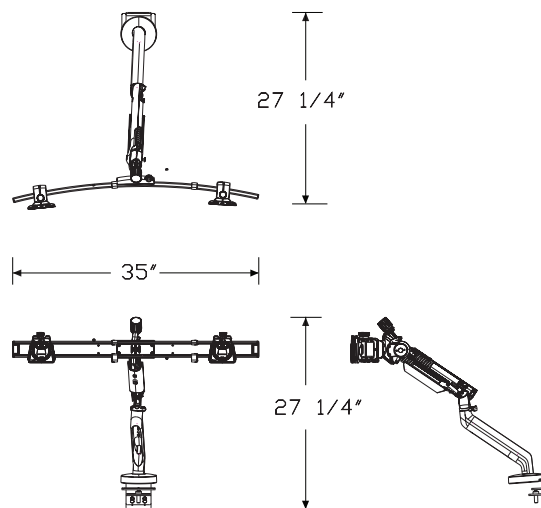
For single screen configuration (Y91195.1), monitor weight range is 7-40 lbs. (3-18 kg).

For dual screen configuration (Y91195.2), monitor weight range is 2-18 lbs. (1-8 kg) per screen.

For triple screen configuration (Y91195.3), monitor weight range is 2-11 lbs. (1-5 kg) per screen.

For total mounted load below 20 lbs. (9 kg), arm should be configured to single-spring mode.

## Dimensions



Flo® X Monitor Arm - Assembly

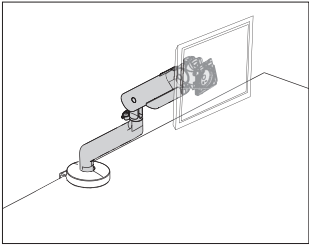
continued

Thrive™ Technology Support

Specification Information		
Step 1.		
Y91195. <input type="checkbox"/>		
Step 2. Configuration		
1	1 monitor <input type="checkbox"/>	
2	2 monitors <input type="checkbox"/>	
3	3 monitors <input type="checkbox"/>	
Step 3. Handle Option		
For 1 monitor (1)		
NN	no handle <input type="checkbox"/>	
For 2 monitors (2) or 3 monitors (3)		
HL	with handle <input type="checkbox"/>	
NN	no handle <input type="checkbox"/>	
Step 4. Attachment Bracket		
CM	clamp mount <input type="checkbox"/>	
Prices for Steps 1-4.		
		CM
Y91195. 1	NN	\$723
2	HL	\$1043
	NN	\$932
3	HL	\$1217
	NN	\$1106
Step 5. Finish		
0I	silver <input type="checkbox"/>	+\$0
0H	black <input type="checkbox"/>	+\$0

Flo® X Monitor Arm - Arm Only

Y98000



Product Information

Description

Flo® X is the latest evolution of high-load monitor support from Colebrook Bosson Saunders, capable of holding heavy and large screens, including curved monitors. Its dual spring technology accommodates heavy monitors and can be configured for a lower weight range (down to 7 lbs./3 kg), if required. A visual indicator shows the arm's tension setting, saving time for multiple installations. An integrated cable management system secures cables neatly along the underside of the arm. Hex key for installing and tensioning the monitor arm is included.

Flo X monitor arm supports one monitor up to 40 lbs. (18 kg) and offers up to 24.09" (612 mm) of horizontal extension, 21.14" (537 mm) of vertical reach, +30°/-10° of monitor tilt and portrait-to-landscape screen adjustment.

Notes

75 mm and 100 mm VESA compliant.

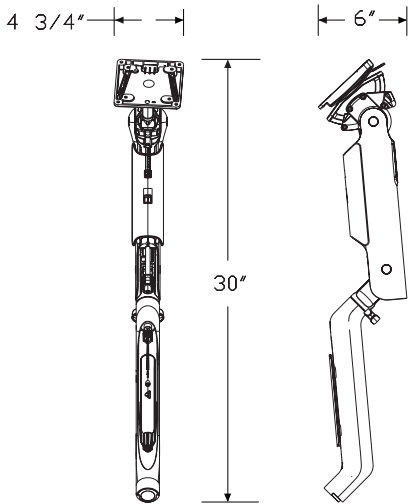
Supports monitors ranging in weight from 7-40 lbs. (3-18 kg).

Order Flo X two-piece clamp mount (Y98005.) separately.

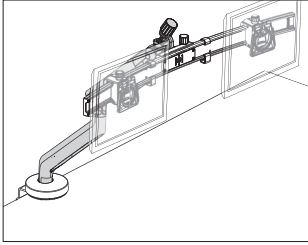
Dimensions

Specification Information		
Step 1.		
Y98000.	A	\$620
Step 2. Finish		
0I	silver A	+\$0
0H	black A	+\$0

Thrive™ Technology Support



## Flo® X Multi Mount Monitor Arm - Y98001 Arm Only



### Product Information

#### Description

Flo® X Multi Mount Monitor Arm is the latest evolution of high-load monitor support from Colebrook Bosson Saunders, capable of dual screen mounting using Flo X Dual Mount Bar, and triple screen mounting with the addition of Flo X Triple Mount Kit. Its dual spring technology accommodates heavy monitors and can be configured for a lower weight range (down to 7 lbs./3 kg), if required. Screw-controlled D-ring tilt offers adjustment of complete mounted monitor installation. A visual indicator shows the arm's tension setting, saving time for multiple installations. An integrated cable management system secures cables neatly along the underside of the arm. Hex key for installing and tensioning the monitor arm is included.

Flo X dual configuration holds 2 monitors up to 32" and offers up to 27.91" (709 mm) of horizontal extension, 20.83" (529 mm) of vertical reach and +20°/-5° of monitor tilt.

Flo X triple configuration holds 3 monitors up to 27" and offers up to 31.06" (789 mm) of horizontal extension, 20.83" (529 mm) of vertical reach and +20°/-5° of monitor tilt.

#### Notes

75 mm and 100 mm VESA compliant.

For dual screen configuration, monitor weight range is 2-18 lbs. (1-8 kg) per screen.

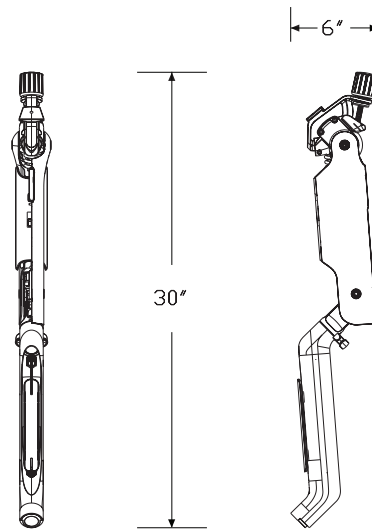
For triple screen configuration, monitor weight range is 2-11 lbs. (1-5 kg) per screen.

For total mounted load below 20 lbs. (9 kg), arm should be configured to single-spring mode.

Order the following products separately:

- Flo X dual mount bar (Y98002.)
- Flo X triple bar extension kit (Y98003.)
- Flo X two-piece clamp mount (Y98005.)

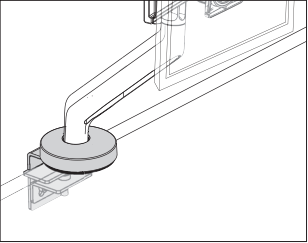
### Dimensions



Flo® X Multi Mount Monitor Arm -  
Arm Only *continued*

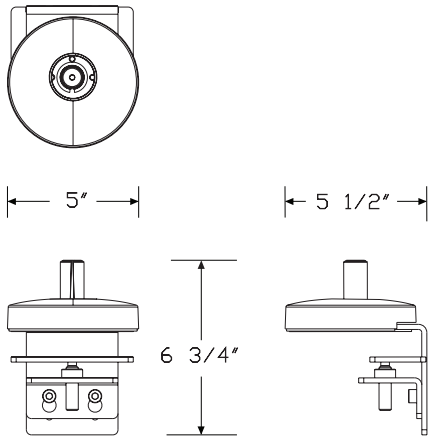
Specification Information		
Step 1.		
<b>Y98001.</b>	<input type="checkbox"/> A	\$558
Step 2. Finish		
<b>0I</b>	silver <input type="checkbox"/> A	+\$0
<b>0H</b>	black <input type="checkbox"/> A	+\$0

Flo® X Two-Piece Clamp Mount - Y98005  
Clamp only

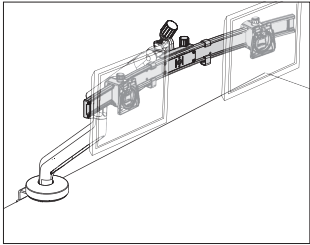


Product Information
Description
This clamp attaches a Flo® X Monitor Arm to a work surface. Configurable rotation stop system offers 180° or 360° rotation of arm. Attachment hardware included.
Notes
Suitable for work surface thicknesses of 3/8" to 1 3/4" (9 mm to 45 mm). Load support range up to 40 lbs. (18 kg). Order Flo X monitor arm-arm only (Y98000.) or Flo X multi mount monitor arm-arm only (Y98001.) separately.
Dimensions

Specification Information
Step 1.
Y98005. <span>A</span> \$103
Step 2. Finish
0I silver <span>A</span> +\$0
0H black <span>A</span> +\$0



Flo® X Dual Mount Bar - Bar only      Y98002



**Product Information**

**Description**

Flo® X Dual Mount Bar attaches to Flo X Multi Mount Monitor Arm for dual screen mounting. It offers side-to-side screen-position adjustment on bar with quick-release locking and individual fine adjustment.

Side-to-side swivel of individual screens permits “cockpit” or “flat” screen configurations and continuous curvature alignment of curved screens. Complete bar/monitor installation can be tilted via the screw-operated tilt feature of the Flo X multi mount monitor arm. VESA plates and fixing screws included.

**Notes**

75 mm and 100 mm VESA compliant.

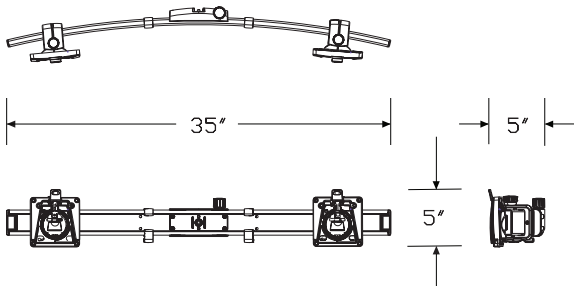
Bar holds 2 monitors up to 32" and weighing between 2-18 lbs. (1-8 kg) each.

Flo X dual mount bar will not mount to the Flo X monitor arm (Y98000.). It is compatible with Flo X multi mount monitor arm (Y98001.) only.

Order the following products separately:

- Flo X multi mount monitor arm (Y98001.)
- Flo X triple bar extension kit (Y98003.)
- Flo X two-piece clamp mount (Y98005.)

**Dimensions**

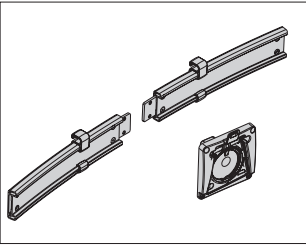


Specification Information		
Step 1.		
Y98002.	A	\$271
Step 2. Finish		
0H	black A	+\$0

Thrive™ Technology Support

Flo® X Triple Bar Extension Kit

Y98003



Product Information

Description

This kit expands Flo® X Dual Mount Bar to triple-screen capability. VESA plates and fixing screws included.

Notes

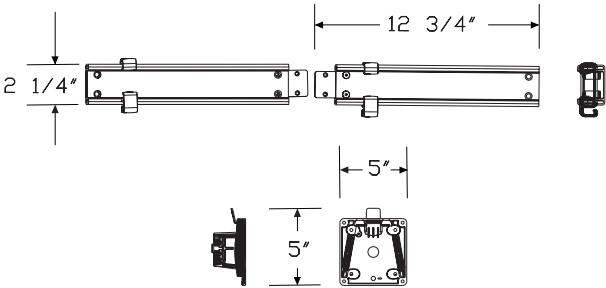
75 mm and 100 mm VESA compliant.  
When attached to the dual mount bar, it supports 3 monitors up to 27" and weighing between 2-11 lbs. (1-5 kg) each.  
Order the following products separately:

- Flo X multi mount monitor arm (Y98001.)
- Flo X dual mount bar (Y98002.)
- Flo X two-piece clamp mount (Y98005.)

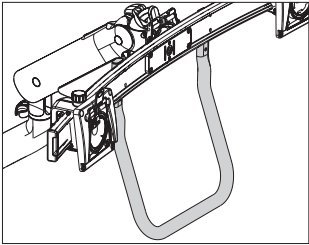
Flo X multi mount handle (Y98004.) is optional but highly recommended. Order separately.

Dimensions

Specification Information		
Step 1.		
Y98003.	A	\$174
Step 2. Finish		
0H	black A	+\$0



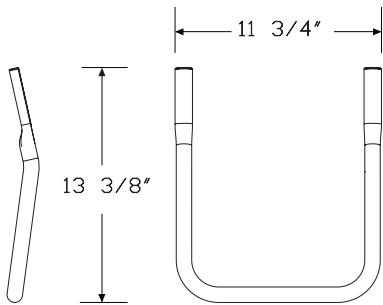


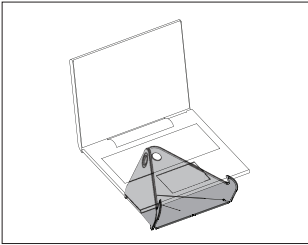


Product Information
Description
This handle is recommended for use on Flo® X dual and triple configurations to facilitate easy movement of monitors. It attaches directly to Flo X dual mount bar and offers 2 mount height options. Wide format for easy 2-handed grip. Handle attachment hardware included.
Dimensions

Specification Information	
Step 1.	
Y98004. <input type="text" value="A"/>	\$111
Step 2. Finish	
0H    black <input type="text" value="A"/>	+\$0

Thrive™ Technology Support





Thrive™ Technology Support

Product Information

Description

This portable, folding laptop stand facilitates ergonomic use of notebook computers in agile working spaces. It elevates the laptop off the work surface, ideal for creating an ergonomic workstation while in the office, working from home or on the go. It supports laptops from 11" to 16" screen size.

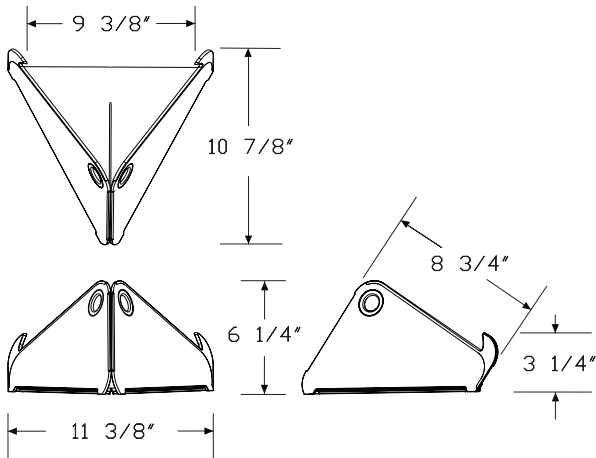
Notes

Accommodates laptop weights from 2.2 lbs. (1.0 kg) to 6.2 lbs. (2.8 kg).

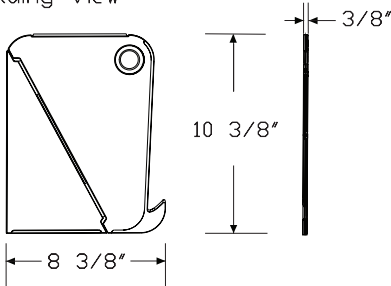
Supports laptops from 11" to 16" screen size.

Stand requires the use of an external keyboard and mouse.

Dimensions



Folding View

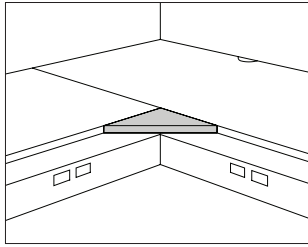


Specification Information

Step 1.		
Y92075.	A	\$52
Step 2. Finish		
OJ	white A	+\$0
OMT	mint green A	+\$0
OYW	yellow A	+\$0

# Squared-Edge Corner Wedge

Y2091.



## Product Information

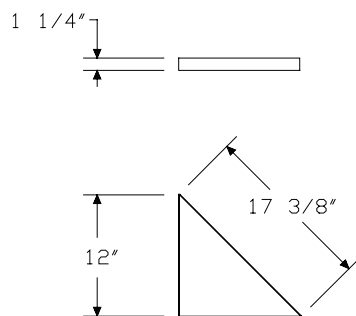
### Description

This wedge attaches to 2 work surfaces at a 90° angle to provide a corner work surface. It can be used with Action Office®, Canvas, and Ethospace® surfaces. The wedge has a laminate top and thermoplastic edge, laminate top with a thermoplastic backed plywood edge, or a veneer top and edge. Attachment hardware is included.

### Notes

Corner wedge can support a keyboard tray attached to the underside of the work surfaces in 90° corner applications.

### Dimensions



## Specification Information

### Step 1.

**Y2091.**

### Step 2. Surface Material

<b>L</b>	high-pressure laminate top/thermoplastic edge
<b>U</b>	high-pressure laminate/universal edge
<b>W</b>	veneer <span style="border: 1px solid black; padding: 0 2px;">A</span>

### Prices for Steps 1-2.

<b>Y2091. L</b>	\$165
<b>U</b>	\$158
<b>W</b>	\$236

### Step 3.

### Top Finish

*For high-pressure laminate top/thermoplastic edge (L) or high-pressure laminate/universal edge (U)*

<b>76</b>	light brown walnut	+\$0
<b>8Q</b>	folkstone grey	+\$0
<b>91</b>	white	+\$0
<b>98</b>	studio white	+\$0
<b>CL</b>	cool grey neutral	+\$0
<b>HF</b>	inner tone light	+\$0
<b>HM</b>	natural maple	+\$0
<b>HP</b>	light anigre	+\$0
<b>HX</b>	aged cherry	+\$0
<b>LBA</b>	clear on ash	+\$0
<b>LBR</b>	phantom ecru	+\$0
<b>LBS</b>	phantom cocoa	+\$0
<b>LBU</b>	medium matte walnut	+\$0
<b>LBV</b>	warm grey teak	+\$0
<b>LBB</b>	oak on ash	+\$0
<b>LBC</b>	walnut on ash	+\$0
<b>LBF</b>	neutral twill	+\$0
<b>LBJ</b>	graphite twill	+\$0
<b>LBQ</b>	white twill	+\$0
<b>LT</b>	light tone	+\$0
<b>LU</b>	soft white	+\$0
<b>WL</b>	sandstone	+\$0
<b>WN</b>	warm grey neutral	+\$0

# Squared-Edge Corner Wedge

continued

## Top/Edge Finish: Wood Veneer

### For veneer (W)

<b>CHD</b>	noble cherry <input type="checkbox"/> A	+\$39
<b>2U</b>	light brown walnut <input type="checkbox"/> A	+\$39
<b>40</b>	dark brown walnut <input type="checkbox"/> A	+\$39
<b>EW</b>	medium matte walnut <input type="checkbox"/> A	+\$39
<b>ET</b>	clear on ash <input type="checkbox"/> A	+\$39
<b>EU</b>	oak on ash <input type="checkbox"/> A	+\$39
<b>EV</b>	walnut on ash <input type="checkbox"/> A	+\$39
<b>UL</b>	natural maple <input type="checkbox"/> A	+\$39

## Step 4. Edge Finish

### For high-pressure laminate top/thermoplastic edge (L)

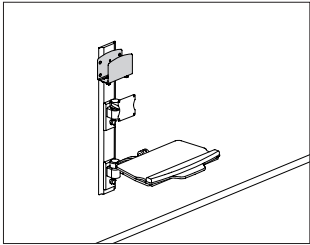
<b>76</b>	light brown walnut	+\$0
<b>8Q</b>	folkstone grey	+\$0
<b>91</b>	white	+\$0
<b>98</b>	studio white	+\$0
<b>BU</b>	black umber	+\$0
<b>CL</b>	cool grey neutral	+\$0
<b>HF</b>	inner tone light	+\$0
<b>HM</b>	natural maple	+\$0
<b>HP</b>	light anigre	+\$0
<b>HX</b>	aged cherry	+\$0
<b>LBA</b>	clear on ash	+\$0
<b>LBR</b>	phantom ecru	+\$0
<b>LBS</b>	phantom cocoa	+\$0
<b>LBU</b>	medium matte walnut	+\$0
<b>LBV</b>	warm grey teak	+\$0
<b>LBB</b>	oak on ash	+\$0
<b>LBC</b>	walnut on ash	+\$0
<b>LBF</b>	neutral twill	+\$0
<b>LBJ</b>	graphite twill	+\$0
<b>LBQ</b>	white twill	+\$0
<b>LU</b>	soft white	+\$0
<b>WL</b>	sandstone	+\$0
<b>WN</b>	warm grey neutral	+\$0

### For high-pressure laminate/universal edge (U)

<b>PLY</b>	plywood edge	+\$50
------------	--------------	-------

Track Mount Small Cradle CPU Support

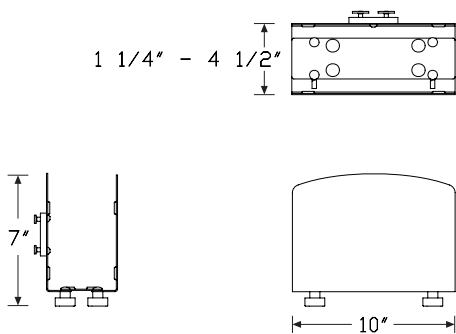
Y94100



Product Information
Description
This track mount CPU cradle is adjustable from 1 1/4" to 4 1/2" wide and can mount to HD, LD and Mbrace wall tracks.
Notes
Wall mount hardware included.
Dimensions

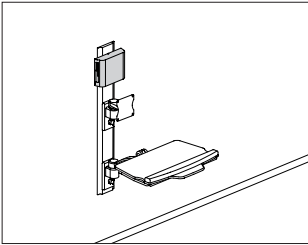
Specification Information		
Step 1.		
Y94100.	<input type="checkbox"/> A	\$409
Step 2. Finish		
0I	silver <input type="checkbox"/> A	+\$0
0J	white <input type="checkbox"/> A	+\$0

Thrive™ Technology Support



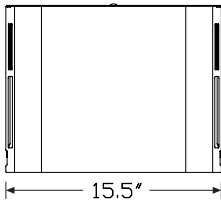
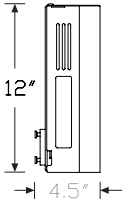
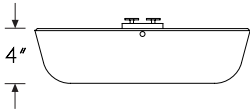
Track Mount CPU Enclosure

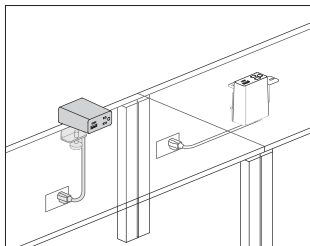
Y94102



Product Information
Description
This track mount CPU enclosure measures 14" wide by 11" tall and 5" deep, and is designed to prevent tampering with cables and connections. The steel enclosure provides ventilation.
Notes
Mounts directly to the wall or 32", 34", or 48" wall tracks. Wall mount hardware included.
Dimensions

Specification Information		
Step 1.		
Y94102.	<input type="text" value="A"/>	\$708
Step 2. Finish		
0I	silver <input type="text" value="A"/>	+\$0
0J	white <input type="text" value="A"/>	+\$0





### Product Information

#### Description

This electrical distributor plugs directly into floor, wall, or ceiling drop outlets. Each module configuration presents the same visual appearance. Cable clips and attachment hardware included. Product is UL listed.

#### Notes

Cable clips for cord management are intended for a 1-time installation.

Clamp versions can be reoriented in the field by a technician.

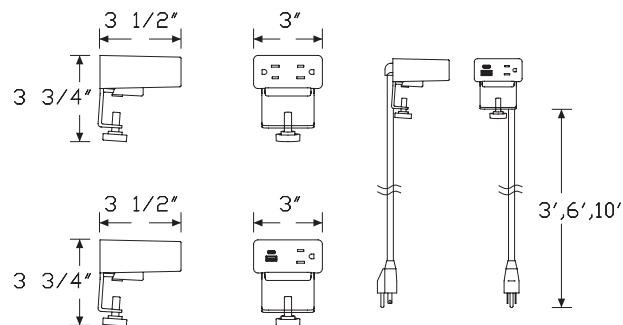
USB ports provide a combined 20 watts of power to charge most devices and tablets at full speed. USB-C provides 15 watts of power and USB-A provides 10 watts of power individually. When using the USB-C and USB-A ports simultaneously, USB-C remains at 15 watts and USB-A reduces to 5 watts.

Cord color is predetermined. For white (91) finish cords will be white.

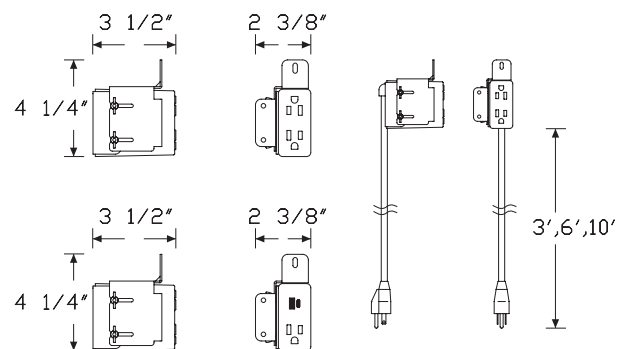
For graphite (G1) finish cords will be black.

Grommet mount attachment (Y1414.xxxG) does not come with the mini grommet. Order Logic mini grommet (Y1412.) separately, as needed.

### Dimensions



Surface Clamp



Grommet Mount

Specification Information

Step 1.

**Y1414.**

Step 2. Configuration

- L** 1 simplex receptacles, 1 powered USB A/C Combo
- K** 2 simplex receptacles

Step 3. Cord/Conduit Length

- 03** 3' cord/conduit
- 06** 6' cord/conduit
- 10** 10' cord/conduit

Step 4. Attachment

- G** grommet mount
- S** surface clamp

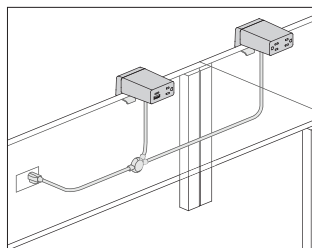
Prices for Steps 1-4.

		G	S
<b>Y1414. L</b>	<b>03</b>	\$457	457
	<b>06</b>	\$457	457
	<b>10</b>	\$468	468
<b>K</b>	<b>03</b>	\$256	256
	<b>06</b>	\$256	256
	<b>10</b>	\$269	269

Step 5. Finish

- BK** black ☐ +\$0
- 91** white ☐ +\$0
- 98** studio white ☐ +\$0
- G1** graphite ☐ +\$0





### Product Information

#### Description

This electrical distributor plugs directly into floor, wall, or ceiling drop outlets. Each module configuration presents the same visual appearance. Cable clips and attachment hardware included. Product is ETL listed to UL962.

#### Notes

Cable clips for cord management are intended for a 1-time installation.

Clamp versions can be reoriented in the field by a technician.

Jumper length denotes distance between center points of each split point.

Cord length denotes distance from plug end to first split point.

Cord color is black for all module finish colors.

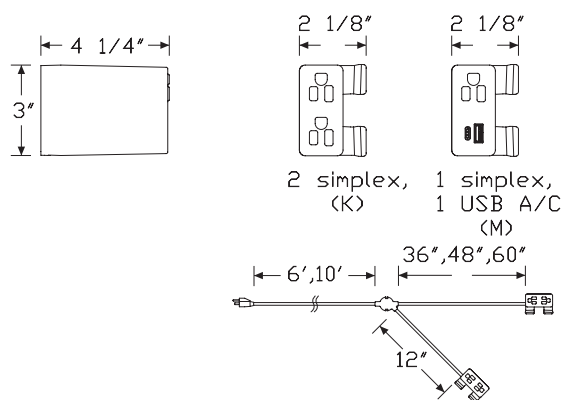
All branch lengths from main power cord to module are 12".

USB ports provide a combined 20 watts of power to charge most devices and tablets at full speed. USB-C provides 15 watts of power and USB-A provides 10 watts of power individually. When using the USB-C and USB-A ports simultaneously, USB-C remains at 15 watts and USB-A reduces to 5 watts.

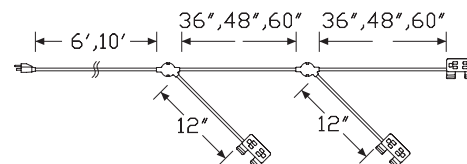
The cord head contains a circuit breaker when there are more than 3 simplex receptacles.

Grommet mount attachment (Y1415.xxxxG) does not come with the mini grommet. Order Logic mini grommet (Y1412.) separately, as needed.

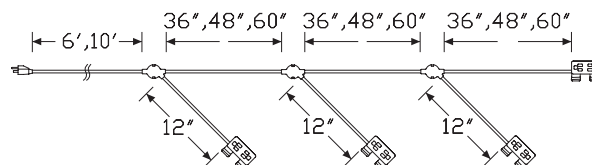
### Dimensions



Two Power Modules



Three Power Modules



Four Power Modules

Specification Information	
Step 1.	
<b>Y1415.</b>	

Step 2. Number of Modules	
<b>2</b>	two power modules
<b>3</b>	three power modules
<b>4</b>	four power modules

Step 3. Power Type	
<b>M</b>	1 simplex receptacles, 1 powered USB A/C Combo
<b>K</b>	2 simplex receptacles, all modules
<b>N</b>	first module has 1 AC simplex plus 1 powered USB A/C Combo all other modules have all AC simplexes

Step 4. Jumper Length	
<b>36</b>	36" between split points
<b>48</b>	48" between split points
<b>60</b>	60" between split points

Step 5. Attachment	
<b>G</b>	grommet mount
<b>S</b>	surface clamp

Step 6. Cord/Conduit Length	
<b>06</b>	6' cord/conduit
<b>10</b>	10' cord/conduit

Prices for Steps 1-6.

		<b>36G06</b>	<b>36G10</b>	<b>36S06</b>	<b>36S10</b>	<b>48G06</b>	<b>48G10</b>
<b>Y1415. 2</b>	<b>M</b>	\$1005	1019	1005	1019	1017	1032
	<b>K</b>	\$604	617	604	617	614	629
	<b>N</b>	\$804	818	804	818	816	830
<b>3</b>	<b>M</b>	\$1497	1510	1497	1510	1518	1533
	<b>K</b>	\$914	931	914	931	939	950
	<b>N</b>	\$1117	1130	1117	1130	1138	1154
<b>4</b>	<b>M</b>	\$2032	2046	2032	2046	2065	2079
	<b>K</b>	\$1229	1240	1229	1240	1262	1273
	<b>N</b>	\$1428	1442	1428	1442	1462	1474

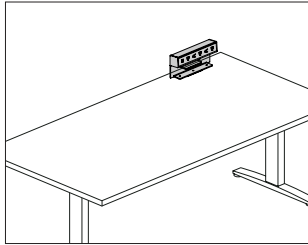
		<b>48S06</b>	<b>48S10</b>	<b>60G06</b>	<b>60G10</b>	<b>60S06</b>	<b>60S10</b>
<b>Y1415. 2</b>	<b>M</b>	\$1017	1032	1029	1045	1029	1045
	<b>K</b>	\$614	629	624	639	624	639
	<b>N</b>	\$816	830	828	842	828	842
<b>3</b>	<b>M</b>	\$1518	1533	1542	1555	1542	1555
	<b>K</b>	\$939	950	960	972	960	972
	<b>N</b>	\$1138	1154	1163	1175	1163	1175

<b>4</b>	<b>M</b>	\$2065	2079	2113	2127	2113	2127
	<b>K</b>	\$1262	1273	1292	1309	1292	1309
	<b>N</b>	\$1462	1474	1495	1508	1495	1508

Step 7. Finish			
<b>91</b>	white <input type="checkbox"/>		+\$0
<b>98</b>	studio white <input type="checkbox"/>		+\$0
<b>BK</b>	black <input type="checkbox"/>		+\$0
<b>G1</b>	graphite <input type="checkbox"/>		+\$0

# Logic C1000 Universal Clamp Mount Distributor

Y1423.



## Product Information

### Description

This Logic Power Access Solutions™ clamp mounted electrical distributor comes in several widths and configurations of simplex receptacles and USB-A and USB-C charging ports. The unit is powered using a standard power cord with plug end. Data cords can be routed through the integrated opening at the rear of the unit. Product is UL listed.

### Notes

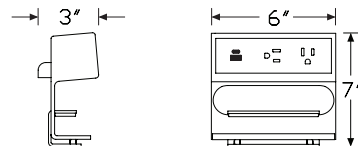
Clamp mounts on worksurfaces 1"1<sup>1</sup>/<sub>4</sub>" thick.

Faceplate color matches unit color.

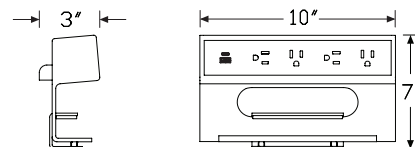
Simplex receptacles have alternating orientation and greater than normal plug spacing to accommodate most plug types.

USB ports provide a combined 20 watts of power to charge most devices and tablets at full speed. USB-C provides 15 watts of power and USB-A provides 10 watts of power individually. When using the USB-C and USB-A ports simultaneously, USB-C remains at 15 watts and USB-A reduces to 5 watts.

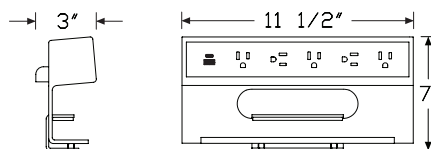
## Dimensions



2 simplex receptacles with 1 powered USB A/C combo (H)



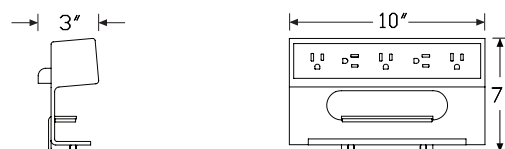
4 simplex receptacles with 1 powered USB A/C combo (I)



5 simplex receptacles with 1 powered USB A/C combo (J)



3 simplex receptacles (E)



5 simplex receptacles (F)

Logic C1000 Universal Clamp  
Mount Distributor *continued*

Thrive™ Power and Data Support

Specification Information

Step 1.

**Y1423.**

Step 2. Configuration

<b>H</b>	2 simplex receptacles, 1 powered USB A/C Combo
<b>I</b>	4 simplex receptacles, 1 powered USB A/C Combo
<b>J</b>	5 simplex receptacles, 1 powered USB A/C Combo
<b>E</b>	3 simplex receptacles
<b>F</b>	5 simplex receptacles

Step 3. Power Type

<b>A</b>	power cord with plug end
----------	--------------------------

Step 4. Cord/Conduit Length

<b>03</b>	3' cord/conduit
<b>06</b>	6' cord/conduit
<b>10</b>	10' cord/conduit

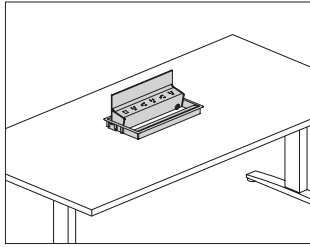
Prices for Steps 1-4.

	<b>03</b>	<b>06</b>	<b>10</b>
<b>Y1423. H A</b>	\$614	614	629
<b>I A</b>	\$738	738	750
<b>J A</b>	\$789	789	803
<b>E A</b>	\$412	412	427
<b>F A</b>	\$538	538	550

Step 5. Finish

<b>91</b>	white <input type="checkbox"/>	+\$0
<b>98</b>	studio white <input type="checkbox"/>	+\$0
<b>BK</b>	black <input type="checkbox"/>	+\$0
<b>G1</b>	graphite <input type="checkbox"/>	+\$0
<b>MS</b>	metallic silver <input type="checkbox"/>	+\$0

# Logic G1000 Grommet Mounted Electrical Distributor Y1425.



## Product Information

### Description

This Logic Power Access Solutions™ grommet mounted electrical distributor comes in several widths and configurations of simplex receptacles and USB-A and USB-C charging ports. The unit is powered using a standard power cord with plug end, or an IEC connector when used with Renew™ Sit-to-Stand tables. An integrated cord keeper at the face of the unit captures data cords. The unit pivots from a closed position to 135° allowing easy access to power and data cords stored beneath the unit. Product is UL listed.

### Notes

Field cutting of grommet cutout is possible.

IEC connector for Renew power type (C) includes short cord designed to connect to the Renew table power cord through-leg option. Actual cord length may vary.

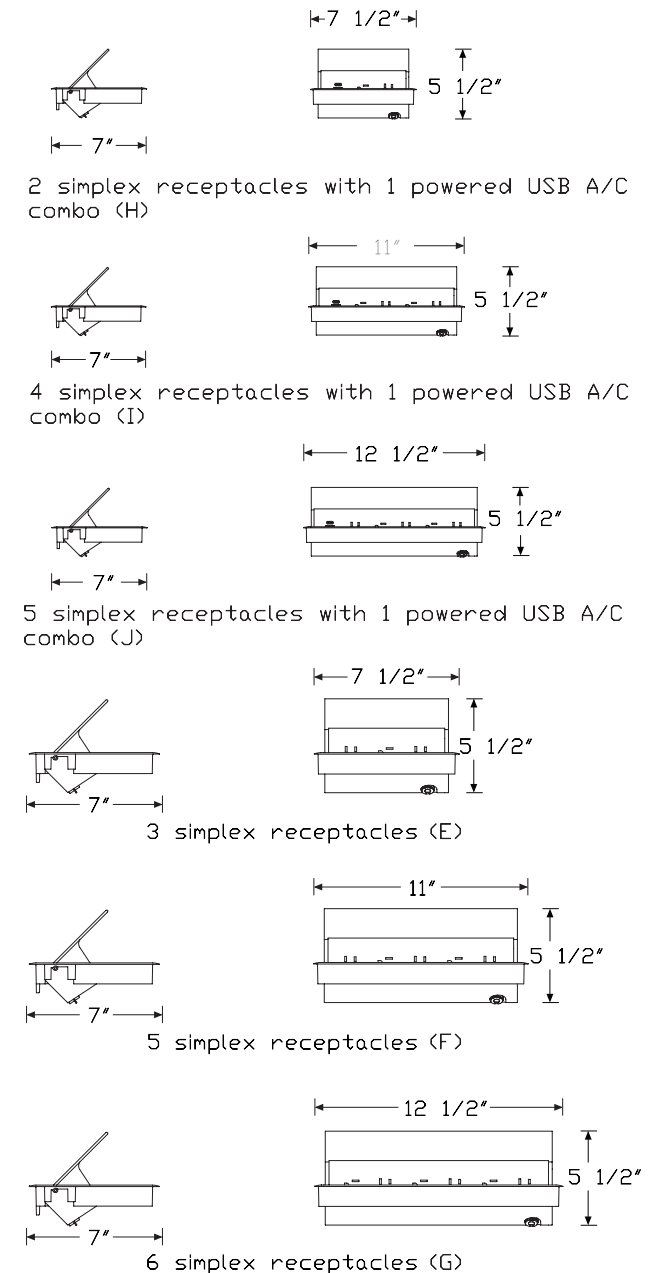
Simplex receptacles have alternating orientation and greater than normal plug spacing to accommodate most plug types.

USB ports provide a combined 20 watts of power to charge most devices and tablets at full speed. USB-C provides 15 watts of power and USB-A provides 10 watts of power individually. When using the USB-C and USB-A ports simultaneously, USB-C remains at 15 watts and USB-A reduces to 5 watts.

Refer to Renew Sit-to-Stand Tables planning guide for specific application information.

20' cord/conduit length (20) is recommended for Exclave® applications.

## Dimensions



# Logic G1000 Grommet Mounted Electrical Distributor *continued*

## Specification Information

### Step 1.

**Y1425.**

### Step 2. Configuration

<b>H</b>	2 simplex receptacles, 1 powered USB A/C Combo
<b>I</b>	4 simplex receptacles, 1 powered USB A/C Combo
<b>J</b>	5 simplex receptacles, 1 powered USB A/C Combo
<b>E</b>	3 simplex receptacles
<b>F</b>	5 simplex receptacles
<b>G</b>	6 simplex receptacles

### Step 3. Power Type

<b>A</b>	power cord with plug end
<b>C</b>	IEC connector for Renew Tables

### Step 4. Cord/Conduit Length

#### For power cord with plug end (A)

<b>03</b>	3' cord/conduit
<b>06</b>	6' cord/conduit
<b>10</b>	10' cord/conduit
<b>20</b>	20' cord/conduit

#### For IEC connector for Renew Tables (C)

<b>03</b>	3' cord/conduit
-----------	-----------------

### Prices for Steps 1-4.

		<b>03</b>	<b>06</b>	<b>10</b>	<b>20</b>
<b>Y1425. H</b>	<b>A</b>	\$873	873	887	901
	<b>C</b>	\$887	—	—	—
<b>I</b>	<b>A</b>	\$1011	1011	1028	1042
	<b>C</b>	\$1028	—	—	—
<b>J</b>	<b>A</b>	\$1104	1104	1117	1130
	<b>C</b>	\$1117	—	—	—
<b>E</b>	<b>A</b>	\$672	672	685	697
	<b>C</b>	\$685	—	—	—
<b>F</b>	<b>A</b>	\$811	811	826	841
	<b>C</b>	\$826	—	—	—
<b>G</b>	<b>A</b>	\$901	901	914	931
	<b>C</b>	\$914	—	—	—

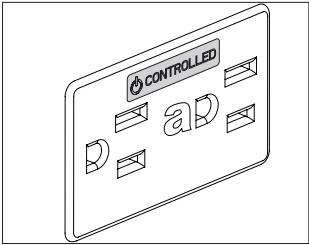
### Step 5. Finish

<b>91</b>	white <input type="checkbox"/>	+\$0
<b>98</b>	studio white <input type="checkbox"/>	+\$0
<b>BK</b>	black <input type="checkbox"/>	+\$0
<b>G1</b>	graphite <input type="checkbox"/>	+\$0
<b>MS</b>	metallic silver <input type="checkbox"/>	+\$0

Controlled Receptacle Decal

(12 per sheet)

G9999.

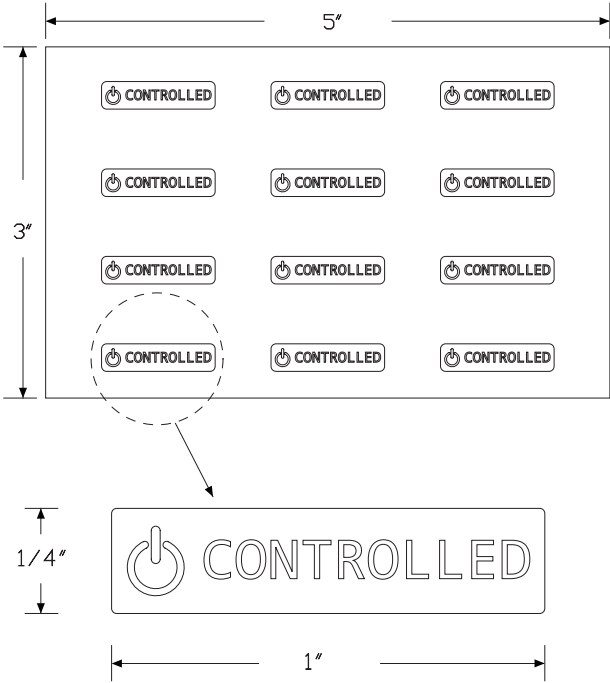


Product Information

Description

This decal is to be used for ASHRAE90.1 and Title 24 compliance. The decal is used to mark standard receptacles (new or existing) that are under automated control by the energy management system. 1 sheet includes 12 clear decals with white or black print.

Dimensions



Specification Information

Step 1.

G9999. 

A

Step 2. Color

B

 black print 

A

W

 white print 

A

Prices for Steps 1-2.

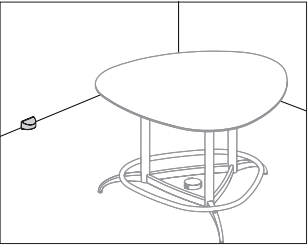
G9999. B

 \$16

W

 \$16

Logic Reach™ Wall Start Y1450.

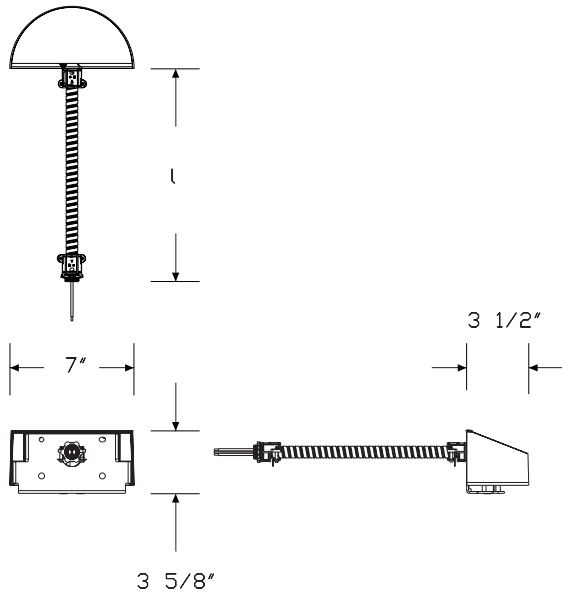


Product Information

**Description**  
This Logic Reach™ Wall Start accommodates single circuit power connection from an architectural wall or column either internally or externally. It routes single circuit A power and is rated at 20 amps. It is UL Listed.

**Notes**  
Internal drywall (01) application routes conduit to junction box. Conduit length is 3 feet.  
External to wall (02) application routes a water-tight conduit to junction box. Liquid tight conduit length is 5 feet.  
Internal and external wall starts must be hardwired to a power source by a licensed electrician and must be connected to a branch circuit protected by a Class A GFCI circuit breaker.  
Order Logic Reach under-carpet track (Y1470.) and electrical hub (Y1480.) separately.

Dimensions



Specification Information

**Step 1.**

**Y1450.** ☐ A

**Step 2. Circuit**

**A** circuit a ☐ A

**Step 3. Application**

**01** internal wall wire infeed ☐ A

**02** external wall wire infeed ☐ A

**Step 4. Direction**

*For wall exit (\*), skip this step.*

*For internal wall wire infeed (01), skip this step.*

*For external wall wire infeed (02)*

**L** lefthand exit ☐ A

**R** righthand exit ☐ A

**Prices for Steps 1-4.**

		*	L	R
<b>Y1450. A</b>	<b>01</b>	\$340	—	—
	<b>02</b>	—	\$456	456

**Step 5. Finish**

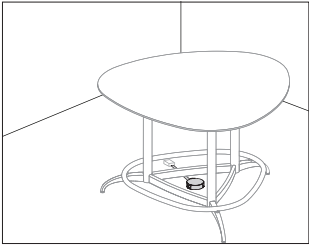
**DCR** dark carbon ☐ A +\$0

**DVP** dark mineral ☐ A +\$0

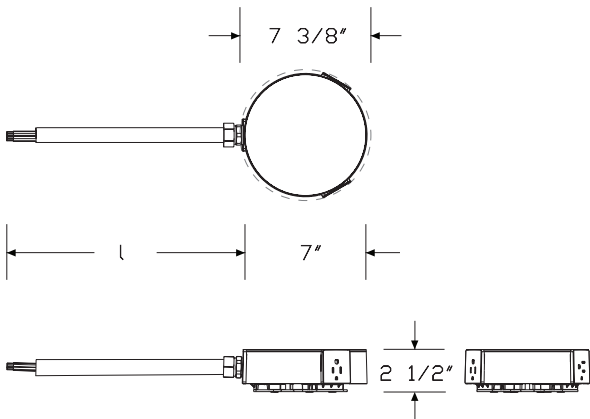


Logic Reach™ Floor Start

Y1451.



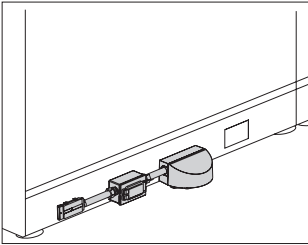
Product Information
Description
This Logic Reach™ Floor Start draws single circuit A power from a floor power source. It routes single circuit A power and is rated at 20 amps with 15-amp receptacles. It connects to 1 or 2 Under-Carpet Tracks and is UL Listed. Attachment hardware not included.
Notes
See planning guide for hardware suggestions based on floor type.
Floor start must be hardwired into a floor power source by a licensed electrician and must be connected to a branch circuit protected by a Class A GFCI circuit breaker.
Floor start terminates in a modified electrical hub that includes 2 receptacles.
The modified electrical hub receptacle location that has the liquid tight conduit replaces the receptacle position that is oriented ground-pin-down.
Liquid tight conduit length is 6 feet.
Order Logic Reach under-carpet track (Y1470.) and electrical hub (Y1480.) separately.
Dimensions



Specification Information
Step 1.
Y1451. <span>A</span>
Step 2. Circuit
A circuit a <span>A</span>
Prices for Steps 1-2.
Y1451. A \$710
Step 3. Finish
DCR dark carbon <span>A</span> +\$0
DVP dark mineral <span>A</span> +\$0

Thrive™ Power and Data Support

# Logic Reach™ Canvas Wall System Start Y1460.



Product Information

Description

This Logic Reach™ Canvas Wall System Start draws single circuit power from a Canvas Wall workstation on circuit A. It is rated at 20 amps and connects to 1 or 2 Under-Carpet Tracks. It is UL Listed.

Notes

Includes an integrated, resettable 20-amp Class A GFCI device.

Whip length is 36" for open base tile configurations ABL1 and ABR1, and 42" for tile configurations ABL2 and ABR2.

Whip for open base (B) application enters bottom of wall frame.

For open base (B) application, the start does not take up a receptacle location.

For base cover (C) application, the start takes a receptacle location.

This application also needs to be used with Canvas Wall Retrofit Base Cover for Power Entry (FT162), ordered separately.

Canvas Wall Start can mount start within 15" from end of panel.

To continue a run of track and hubs, order Logic Reach under-carpet track (Y1470.) and electrical hub (Y1480.) separately.

Dimensions

Right Facing Whip

Left Facing Whip

# Logic Reach™ Canvas Wall

## System Start *continued*

### Specification Information

#### Step 1.

**Y1460.** ☐ A

#### Step 2. Circuit

**A** circuit a ☐ A

#### Step 3. Application

**C** base cover ☐ A

**B** open base ☐ A

#### Step 4. Direction

**L** left facing whip ☐ A

**R** right facing whip ☐ A

#### Step 5. Tile Configuration

##### *For open base (B)*

**1** feed above the base and below the work surface ☐ A

**2** low credenza height and at belt line ☐ A

#### Prices for Steps 1-5.

	L1	L2	R1	R2	L	R
<b>Y1460. A B</b>	\$981	981	981	981	—	—
<b>A C</b>	—	—	—	—	\$981	981

#### Step 6. Surface Finish

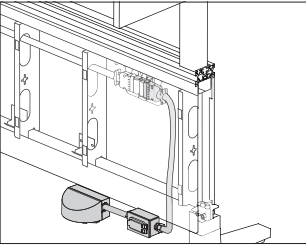
**DCR** dark carbon ☐ A +\$0

**DVP** dark mineral ☐ A +\$0

Logic Reach™ Canvas Dock

System Start

Y1461.



Product Information

Description

This Logic Reach™ Canvas Dock System Start draws single circuit power from a Canvas Dock workstation on circuit A. It is rated at 20 amps and connects to 1 or 2 Under-Carpet Tracks. It is UL Listed.

Notes

Includes an integrated, resettable 20-amp Class A GFCI device.  
The start should be installed up to 36" from end of Dock and does not take up a receptacle location.  
To continue a run of track and hubs, order Logic Reach under-carpet track (Y1470.) and electrical hub (Y1480.) separately.

Dimensions

Specification Information

Step 1.

Y1461. A

Step 2. Circuit

A circuit a A

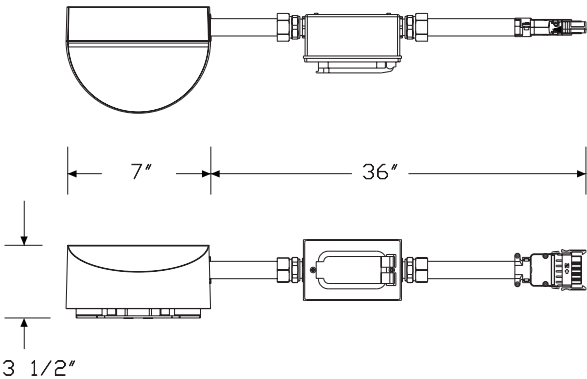
Prices for Steps 1-2.

Y1461. A \$981

Step 3. Surface Finish

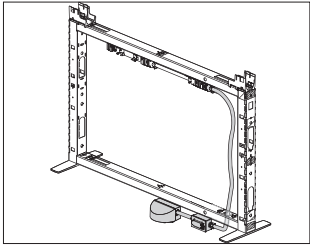
DCR dark carbon A +\$0

DVP dark mineral A +\$0



Logic Reach™ Canvas Channel  
System Start

Y1462.



Product Information

Description

This Logic Reach™ Canvas Channel System Start draws single circuit power from a Canvas Channel workstation on circuit A. It is rated at 20 amps and connects to 1 or 2 Under-Carpet Tracks. It is UL Listed.

Notes

Includes an integrated, resettable 20-amp Class A GFCI device.

Whip for open base (B) application enters bottom of frame. See planning guide for appropriate dimension locations.

For open base (B) application, the start must connect into the lowest power in the channel and does not take up a receptacle location.

For tiles to-the-floor (T) application, the start must be within 15" of receptacle opening and takes up a receptacle location.

To continue a run of track and hubs, order Logic Reach under-carpet track (Y1470.) and electrical hub (Y1480.) separately.

Dimensions

15"

3 1/2"

7"

Right Facing Whip

Left Facing Whip

Specification Information

Step 1.

Y1462. ☐A

Step 2. Circuit

A circuit a ☐A

Step 3. Application

T tiles to floor ☐A

B open base ☐A

Step 4. Direction

L left facing whip ☐A

R right facing whip ☐A

Prices for Steps 1-4.

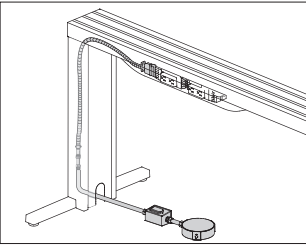
	L	R
Y1462. A T	\$981	981
B	\$981	981

Step 5. Surface Finish

DCR	dark carbon <input type="checkbox"/> A	+\$0
DVP	dark mineral <input type="checkbox"/> A	+\$0

Logic Reach™ Canvas Vista  
System Start

Y1464.



Product Information

Description

This Logic Reach™ Canvas Vista System Start connects to the Canvas Vista leg on single circuit A and terminates in a modified Electrical Hub. It is rated at 20 amps and connects to 1, 2 or 3 Under-Carpet Tracks. It is UL Listed.

Notes

Includes an integrated, resettable 20-amp Class A GFCI device.

Modified electrical hub provides 2 receptacle locations.

The modified electrical hub receptacle location that has the liquid tight conduit replaces the receptacle position that is oriented ground-pin-down.

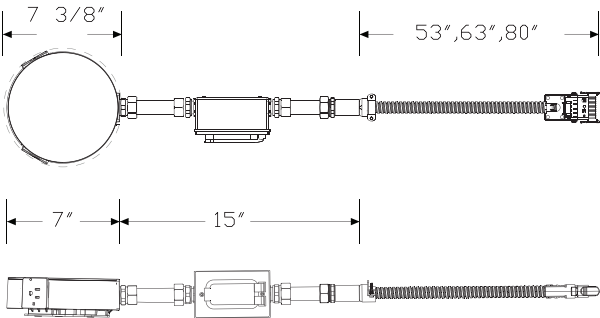
Modified electrical hub should be installed 18", +/- 12", from leg, and does not take up a receptacle location in the chase.

Whip includes 30" of liquid tight conduit for all whip lengths.

Remaining length is flexible conduit.

To continue a run of track and hubs, order Logic Reach under-carpet track (Y1470.) and electrical hubs (Y1480.) separately.

Dimensions



Specification Information

Step 1.

Y1464. 

A

Step 2. Circuit

A

circuit a

A

Step 3. Whip Length

053

53" long

A

063

63" long

A

080

80" long

A

Prices for Steps 1-3.

	053	063	080
Y1464. A	\$1147	1147	1147

Step 4. Surface Finish

DCR

dark carbon

A

+\$0

DVP

dark mineral

A

+\$0

34

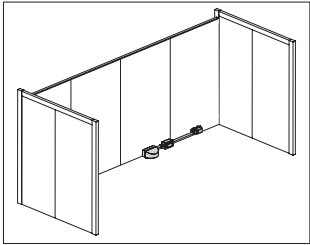
GSA Thrive™ Portfolio Price Book (1/24)

HermanMiller

Logic Reach™ Overlay System

Y1465.

Start



Product Information

Description

This Logic Reach™ Overlay System Start draws single circuit power from an Overlay Performance Wall on circuit A. It is rated at 20 amps and connects to the Under-Carpet Track. It is UL Listed.

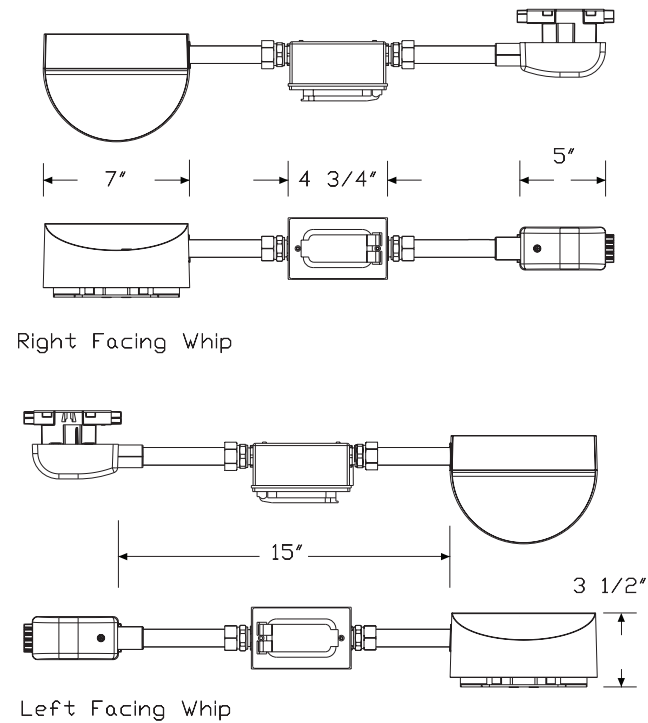
Notes

Includes an integrated, resettable 20-amp Class A GFCI device.

Whip length is 15" and uses a receptacle location on the Overlay Performance Wall.

To continue a run of track and hubs, order Logic Reach under-carpet track (Y1470.) and electrical hub (Y1480.) separately.

Dimensions



Specification Information

Step 1.

**Y1465.** ☐ A

Step 2. Circuit

**A** circuit a ☐ A

Step 3. Direction

**L** left facing whip ☐ A

**R** right facing whip ☐ A

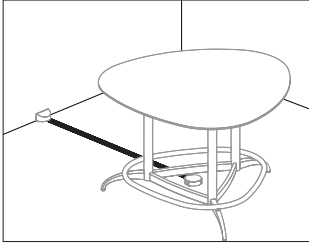
Prices for Steps 1-3.

	L	R
<b>Y1465. A</b>	\$981	981

Step 4. Surface Finish

<b>DCR</b>	dark carbon <input type="checkbox"/> A	+\$0
<b>DVP</b>	dark mineral <input type="checkbox"/> A	+\$0

# Logic Reach™ Under Carpet Track Y1470.



## Product Information

### Description

This Logic Reach™ Under Carpet Track attaches to a Logic Reach start and routes single circuit power and either flat or round Category 5 or Category 6 data wires to an Electrical Hub. Ramps are included in track specification. Attachment hardware not included. Track is rated at 20 amps. It is ADA compliant and UL Listed.

### Notes

Product not compatible with Chicago Electrical Code.

Track must be covered by carpet tiles.

Attachment hardware not included. See planning guide for hardware suggestions based on floor type.

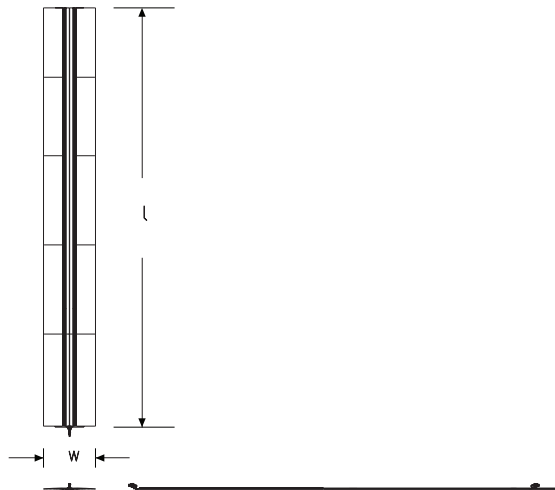
Thickness of flat data track and ramp is  $\frac{3}{16}$ " and width is  $9\frac{7}{8}$ ".

Thickness of round data track is  $\frac{5}{16}$ " and width is  $18\frac{1}{8}$ ".

Flat data track application can accommodate up to 2 Category 5 or Category 6 flat data cables. Round data track application can accommodate up to 8 Category 5 or Category 6 round data cables.

Order Logic Reach start (Y1450., Y1451., Y1460., Y1461., Y1462., Y1464., Y1465.) and electrical hub (Y1480.) separately.

### Dimensions



## Specification Information

### Step 1.

**Y1470.** A

### Step 2. Circuit

**A** circuit a A

### Step 3. Track Type

**1** power and flat data track A

**2** power and round data track A

### Step 4. Length

**036** 36" long A

**048** 48" long A

**060** 60" long A

**072** 72" long A

**084** 84" long A

**096** 96" long A

**108** 108" long A

**120** 120" long A

**132** 132" long A

**144** 144" long A

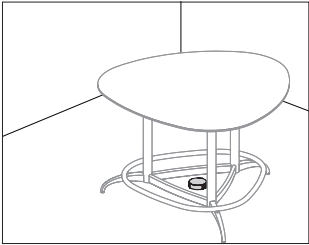
### Prices for Steps 1-4.

		<b>036</b>	<b>048</b>	<b>060</b>	<b>072</b>	<b>084</b>	<b>096</b>
<b>Y1470. A</b>	<b>1</b>	\$408	429	454	474	497	518
	<b>2</b>	\$524	552	584	615	648	698
				<b>108</b>	<b>120</b>	<b>132</b>	<b>144</b>
<b>Y1470. A</b>	<b>1</b>			\$564	587	610	656
	<b>2</b>			\$778	855	939	1003

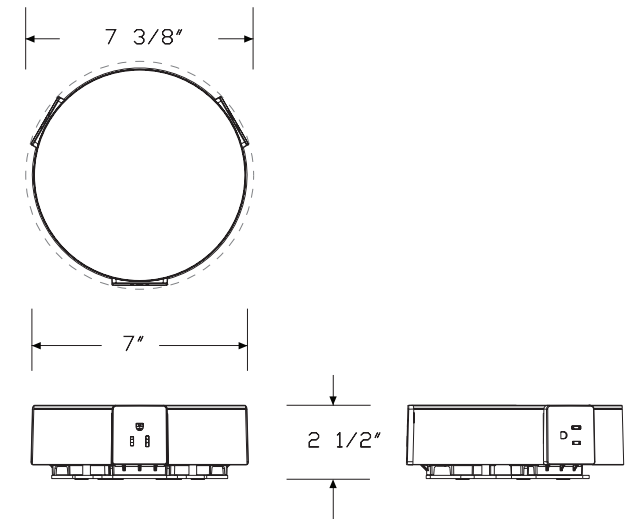


Logic Reach™ Electrical Hub

Y1480.



Product Information
Description
This Logic Reach™ Electrical Hub connects to a Logic Reach Under-Carpet Track to provide 3 AC single circuit A power receptacles. The Electrical hub attaches to the subfloor. Attachment hardware not included. Hub is rated at 20 amps with 15-amp receptacles and is UL Listed.
Notes
Each receptacle is oriented differently to accommodate typical plug configurations including offset power supply transformers.
Attachment hardware not included. See planning guide for hardware suggestions based on floor type.
Electrical hub can accommodate carpet thickness up to 0.28".
Order Logic Reach start (Y1450., Y1451., Y1460., Y1461., Y1462., Y1464., Y1465.) and under-carpet track (Y1470.) separately.
Dimensions

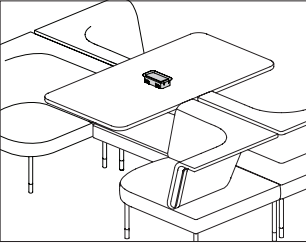


Specification Information
Step 1.
Y1480. <span>A</span>
Step 2. Circuit
A circuit a <span>A</span>
Prices for Steps 1-2.
Y1480. A \$429
Step 3. Surface Finish
DCR dark carbon <span>A</span> +\$0
DVP dark mineral <span>A</span> +\$0

Thrive™ Power and Data Support

Logic Mini Grommet

Y1412.



Product Information

Description

This Logic Power Access Solutions™ plastic grommet is available in mini rectangle or mini square configuration. The integrated flaps can hide the things below the surface while also retaining power and data cords.

Notes

This grommet is installed in some HermanMiller applications. Verify your application before ordering grommet separately.

Dimensions

Specification Information

Step 1.

Y1412.

Step 2. Configuration

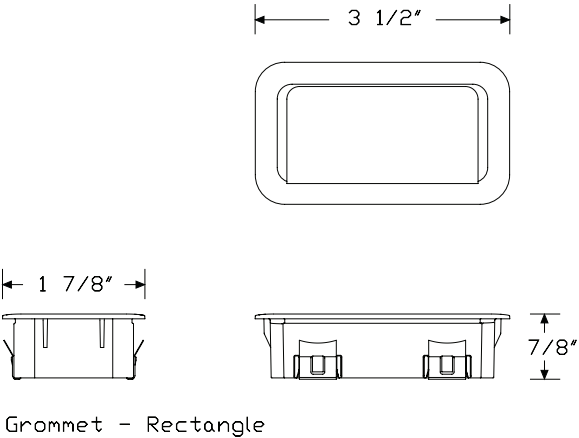
1	mini rectangle grommet
2	mini square grommet

Prices for Steps 1-2.

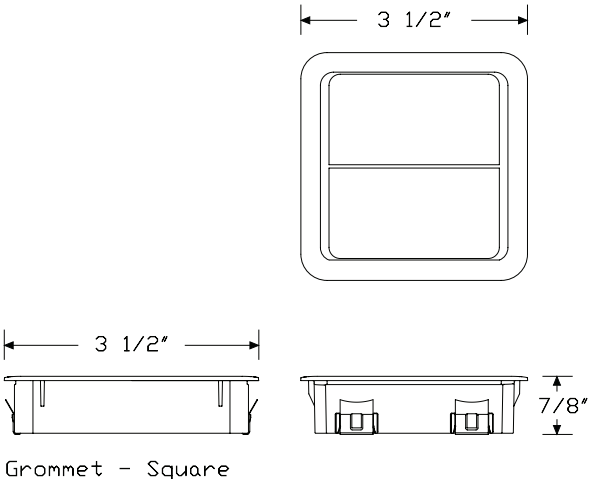
Y1412. 1	\$40
2	\$45

Step 3. Finish

91	white	+\$0
98	studio white	+\$0
BK	black	+\$0
G1	graphite	+\$0

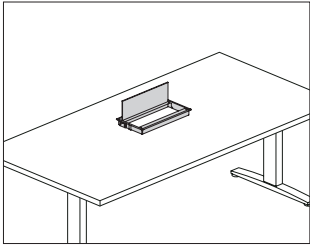


Grommet - Rectangle

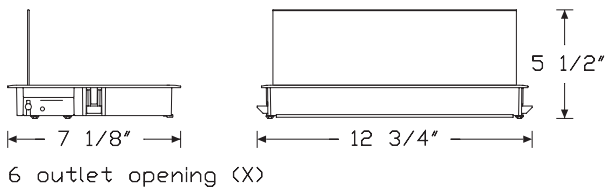
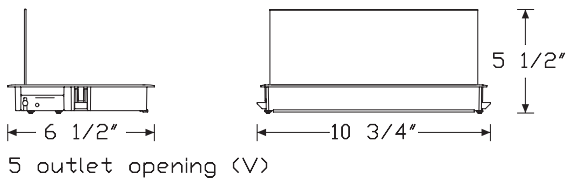
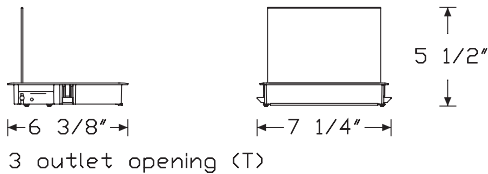


Grommet - Square

Logic G1200 Grommet Pass Thru Y1420.



Product Information
Description
This Logic Power Access Solutions™ grommet mounted metal enclosure provides access to cords kept beneath the surface. The unit has an integrated cord keeper.
Notes
Unit size is based on the grommet mounted electrical distributor (Y1425.) with simplex receptacles.
Dimensions

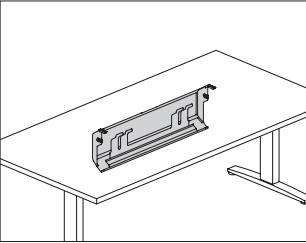


Specification Information
Step 1.
Y1420.
Step 2. Configuration
T three outlet opening
V five outlet opening
X six outlet opening
Prices for Steps 1-2.
Y1420. T \$294
V \$323
X \$351
Step 3. Finish
91 white A +\$0
98 studio white A +\$0
BK black A +\$0
G1 graphite A +\$0
MS metallic silver A +\$0

Thrive™ Power and Data Support

Logic HD Cable Manager

Y1424.

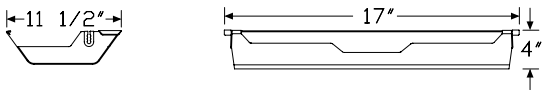


Product Information

Description

This Logic Power Access Solutions™ stand-alone cable management tray mounts to the underside of most surfaces. It can be used with a Logic unit for cord storage, or used alone with cords routed through the back side of the unit. Tray drops down and holds cords in place while working and can be easily stowed back in place.

Dimensions



Specification Information

Step 1.

Y1424.

Step 2. Size

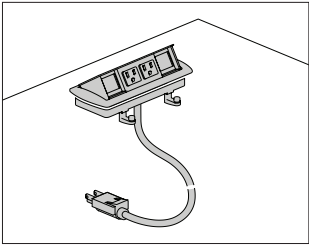
1717" wide tray

Prices for Steps 1-2.

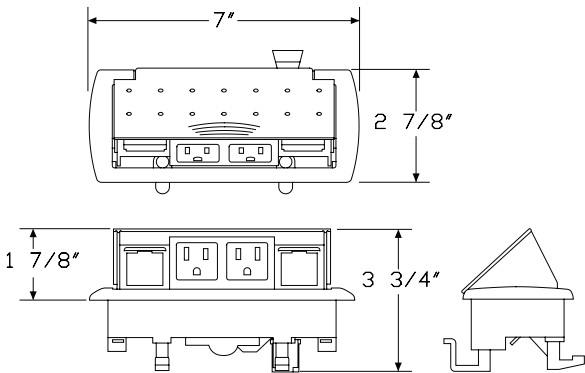
Y1424. 17\$323

Step 3. Finish

SNA	satin aluminum	+\$0
SNB	satin bronze	+\$0
SNC	satin carbon	+\$0
91	white <input type="checkbox"/>	+\$0
98	studio white <input type="checkbox"/>	+\$0
BK	black <input type="checkbox"/>	+\$0
G1	graphite <input type="checkbox"/>	+\$0
MS	metallic silver <input type="checkbox"/>	+\$0



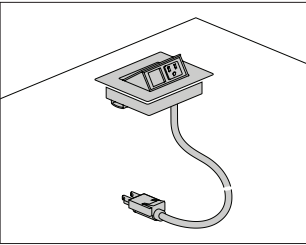
Product Information
Description
This electrical distributor mounts flush in a surface and has a one-touch pop-up mechanism for accessing power and data. It has 2 simplex receptacles and 2 data openings, and is available with a power cord with plug end, or electrical conduit for hardwire connection. A voice/data adapter kit is included, allowing the data openings to accept various manufacturers' couplers and jacks. Attachment hardware and cord/cable clips are also included. Product is UL listed.
Notes
Field cutting of surface may be required. Information on surface cutout size is included on instruction sheet.
Dimensions



Specification Information				
Step 1.				
Y1321.				
Step 2. Power Type				
A	power cord with plug end			
B	conduit with open end, for hard-wiring			
Step 3. Cord/Conduit Length				
03	3' cord/conduit			
06	6' cord/conduit			
10	10' cord/conduit			
20	20' cord/conduit			
Prices for Steps 1-3.				
	03	06	10	20
Y1321. A	\$290	290	302	371
B	\$363	363	377	445
Step 4. Wiring Type				
4Z	standard			+\$0
Step 5. Finish				
0H	black			+\$0

Connect™-S200

Y1322.



Product Information

Description

This electrical distributor mounts flush in a surface and has a one-touch pop-up mechanism for accessing power and data. It can be configured with 2 simplex receptacles, or 1 simplex receptacle and 1 data opening. The distributor is available with a power cord with plug end, or electrical conduit for hardwire connection. A voice/data adapter kit is included, allowing the data openings to accept various manufacturers' couplers and jacks. Attachment hardware and cord/cable clips are also included. Product is UL listed.

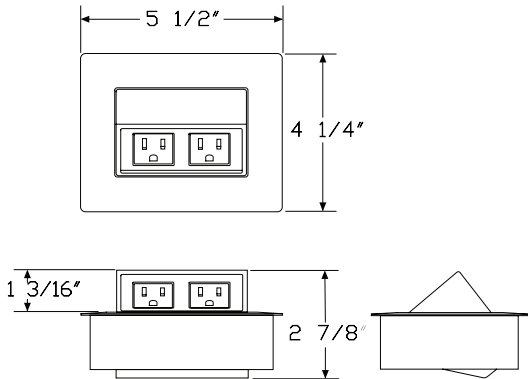
Notes

Field cutting of surface may be required. Information on surface cutout size is included on instruction sheet.

Distributor with PVC-free wiring option (LZ) is Cradle to Cradle Silver Certified.

Distributor with silver finish option (OI) or white finish option (OJ) and standard wiring (4Z) has painted metal trim with white plastic simplex/data interior. Distributor with black finish option (OH) and standard wiring (4Z) has black painted trim with black plastic simplex/data interior. Distributor with PVC-free wiring option (LZ) has black plastic simplex/data interior, regardless of the finish color.

Dimensions



Specification Information

Step 1.

**Y1322.**

Step 2. Configuration

<b>1</b>	1 simplex receptacle, 1 data opening
<b>2</b>	2 simplex receptacles

Step 3. Power Type

<b>A</b>	power cord with plug end
<b>B</b>	conduit with open end, for hard-wiring

Step 4. Cord/Conduit Length

<b>03</b>	3' cord/conduit
<b>06</b>	6' cord/conduit
<b>10</b>	10' cord/conduit
<b>20</b>	20' cord/conduit

Prices for Steps 1-4.

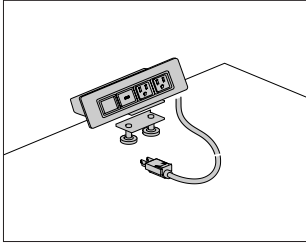
		<b>03</b>	<b>06</b>	<b>10</b>	<b>20</b>
<b>Y1322. 1</b>	<b>A</b>	\$344	344	356	424
	<b>B</b>	\$416	416	428	494
	<b>2 A</b>	\$363	363	377	445
	<b>B</b>	\$436	436	451	519

Step 5. Wiring Type

<b>4Z</b>	standard				+\$0
<b>LZ</b>	PVC-free				+\$39

Step 6. Finish

<b>OH</b>	black				+\$0
<b>OI</b>	silver				+\$0
<b>OJ</b>	white				+\$0



### Product Information

#### Description

This electrical distributor can grommet-mount flush in a surface, or clamp-mount to the edge. It can be configured with 2 simplex receptacles and 2 data openings, or 3 simplex receptacles and 3 data openings. The distributor is available with a power cord with plug end, or electrical conduit for hardwire connection. A voice/data adapter kit is included, allowing the data openings to accept various manufacturers' couplers and jacks. Attachment hardware and cord/cable clips are also included. Product is UL listed.

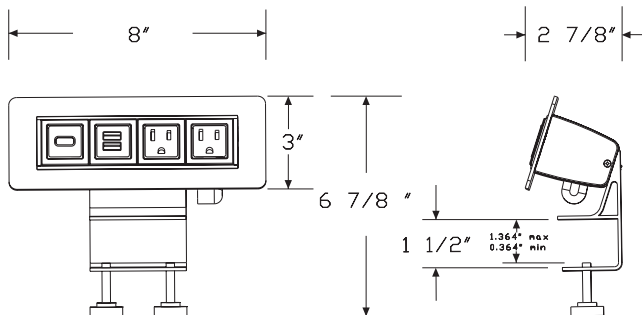
#### Notes

Field cutting of surface may be required. Information on surface cutout size is included on instruction sheet.

Silver option (0I) and white option (0J) have painted metal trim with white plastic simplex/data interiors. Black option (0H) has black painted trim with black plastic simplex/data interior.

Overall width for distributor with 2 simplex receptacles, 2 data openings option (3) is 8" wide. Overall width for distributor with 3 simplex receptacles, 3 data openings option (4) is 11" wide.

#### Dimensions



### Specification Information

#### Step 1.

**Y1323.**

#### Step 2. Configuration

<b>3</b>	2 simplex receptacles, 2 data openings
<b>4</b>	3 simplex receptacles, 3 data openings
<b>5</b>	2 simplex receptacles, 1 data opening, 1 charging USB port
<b>6</b>	3 simplex receptacles, 2 data opening, 1 charging USB port

#### Step 3. Power Type

<b>A</b>	power cord with plug end
<b>B</b>	conduit with open end, for hard-wiring

#### Step 4. Cord/Conduit Length

<b>03</b>	3' cord/conduit
<b>06</b>	6' cord/conduit
<b>10</b>	10' cord/conduit
<b>20</b>	20' cord/conduit

#### Step 5. Attachment

<b>G</b>	grommet mount
<b>S</b>	surface clamp

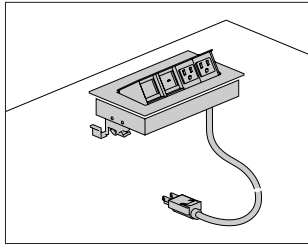
#### Prices for Steps 1-5.

		<b>03G</b>	<b>03S</b>	<b>06G</b>	<b>06S</b>	<b>10G</b>	<b>10S</b>
<b>Y1323. 3</b>	<b>A</b>	\$390	390	390	390	407	407
	<b>B</b>	\$464	464	464	464	480	480
	<b>4 A</b>	\$486	486	486	486	499	499
	<b>B</b>	\$564	564	564	564	577	577
	<b>5 A</b>	\$546	546	546	546	562	562
	<b>B</b>	\$623	623	623	623	634	634
	<b>6 A</b>	\$641	641	641	641	658	658
	<b>B</b>	\$719	719	719	719	733	733
						<b>20G</b>	<b>20S</b>
<b>Y1323. 3</b>	<b>A</b>					\$474	474
	<b>B</b>					\$544	544
	<b>4 A</b>					\$570	570
	<b>B</b>					\$641	641
	<b>5 A</b>					\$629	629
	<b>B</b>					\$728	728
	<b>6 A</b>					\$723	723
	<b>B</b>					\$828	828

Thrive™ Power and Data Support

Step 6. Finish		
0H	black	+\$0
0I	silver	+\$0
0J	white	+\$0





### Product Information

#### Description

This electrical distributor mounts flush in a surface and has a one-touch pop-up mechanism for accessing power and data. It can be configured with 2 simplex receptacles and 2 data openings, or 3 simplex receptacles and 4 data openings. The distributor is available with a power cord with plug end, or electrical conduit for hardwire connection. A voice/data adapter kit is included, allowing the data openings to accept various manufacturers' couplers and jacks. Attachment hardware and cord/cable clips are also included. Product is UL listed.

#### Notes

Field cutting of surface may be required. Information on surface cutout size is included on instruction sheet.

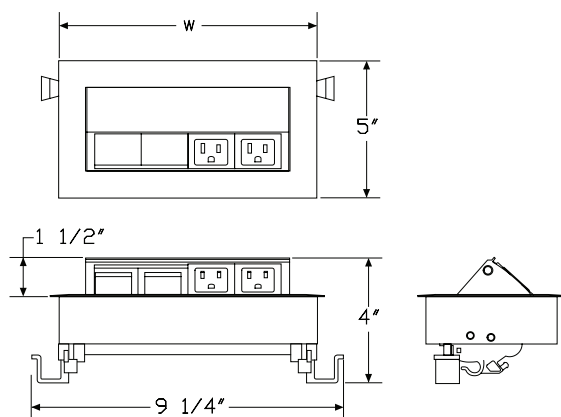
Distributor with PVC-free wiring option (LZ) is Cradle to Cradle Silver Certified.

Distributor with silver anodized finish option (OK) and standard wiring (4Z) has anodized trim with white plastic simplex/data interior.

Distributor with silver anodized finish option (OK) and PVC-free wiring (LZ) has anodized trim with black plastic simplex/data interior.

Overall width for distributor with 2 simplex receptacles, 2 data openings option (3) is 8 1/4" wide. Overall width for distributor with 3 simplex receptacles, 4 data openings option (5) is 12 3/4" wide.

#### Dimensions



### Specification Information

#### Step 1.

**Y1324.**

#### Step 2. Configuration

<b>3</b>	2 simplex receptacles, 2 data openings
<b>5</b>	3 simplex receptacles, 4 data openings
<b>6</b>	2 simplex receptacles, 1 data opening, 1 charging USB port
<b>7</b>	3 simplex receptacles, 3 data opening, 1 charging USB port
<b>8</b>	3 simplex receptacles, 2 data opening, 2 charging USB ports

#### Step 3. Power Type

<b>A</b>	power cord with plug end
<b>B</b>	conduit with open end, for hard-wiring

#### Step 4. Cord/Conduit Length

<b>03</b>	3' cord/conduit
<b>06</b>	6' cord/conduit
<b>10</b>	10' cord/conduit
<b>20</b>	20' cord/conduit

#### Prices for Steps 1-4.

		<b>03</b>	<b>06</b>	<b>10</b>	<b>20</b>
<b>Y1324. 3</b>	<b>A</b>	\$544	544	559	627
	<b>B</b>	\$618	618	634	700
<b>5</b>	<b>A</b>	\$699	699	713	779
	<b>B</b>	\$773	773	782	848
<b>6</b>	<b>A</b>	\$700	700	713	779
	<b>B</b>	\$776	776	790	858
<b>7</b>	<b>A</b>	\$854	854	871	938
	<b>B</b>	\$931	931	941	1006
<b>8</b>	<b>A</b>	\$1010	1010	1024	1093
	<b>B</b>	\$1087	1087	1097	1161

#### Step 5. Wiring Type

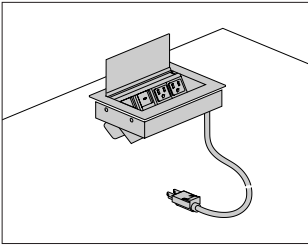
<b>4Z</b>	standard	+\$0
<b>LZ</b>	PVC-free	+\$39

#### Step 6. Finish

<b>OK</b>	silver anodized	+\$0
-----------	-----------------	------

# Connect™-S500

Y1325.



## Product Information

### Description

This electrical distributor mounts flush in a surface and has a flip-up lid for accessing power and data from above or below the surface. The flip lid can be closed once devices are connected for a clean visual appearance. It can be configured with 2 simplex receptacles and 2 data openings, or 3 simplex receptacles and 3 data openings. The distributor is available with a power cord with plug end, or electrical conduit for hardwire connection. A voice/data adapter kit is included, allowing the data openings to accept various manufacturers' couplers and jacks. Attachment hardware and cord/cable clips are also included. Product is UL listed.

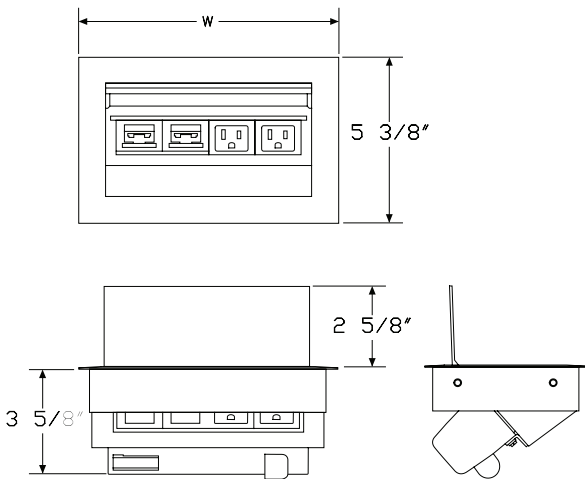
### Notes

Field cutting of surface may be required. Information on surface cutout size is included on instruction sheet.

Silver anodized option (OK) has anodized trim with white plastic simplex/data interior.

Overall width for distributor with 2 simplex receptacles, 2 data openings option (3) is 8<sup>3</sup>/<sub>8</sub>" wide. Overall width for distributor with 3 simplex receptacles, 3 data openings option (4) is 11<sup>3</sup>/<sub>8</sub>" wide.

### Dimensions



## Specification Information

### Step 1.

**Y1325.**

### Step 2. Configuration

<b>3</b>	2 simplex receptacles, 2 data openings
<b>7</b>	3 simplex receptacles, 3 data openings
<b>5</b>	2 simplex receptacles, 1 data opening, 1 charging USB port
<b>6</b>	3 simplex receptacles, 2 data opening, 1 charging USB port

### Step 3. Power Type

<b>A</b>	power cord with plug end
<b>B</b>	conduit with open end, for hard-wiring

### Step 4. Cord/Conduit Length

<b>03</b>	3' cord/conduit
<b>06</b>	6' cord/conduit
<b>10</b>	10' cord/conduit
<b>20</b>	20' cord/conduit

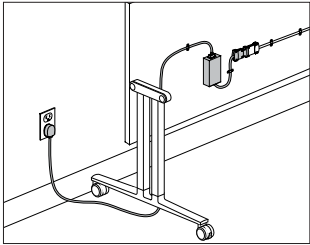
### Prices for Steps 1-4.

		<b>03</b>	<b>06</b>	<b>10</b>	<b>20</b>
<b>Y1325. 3</b>	<b>A</b>	\$640	640	657	722
	<b>B</b>	\$717	717	728	795
<b>7</b>	<b>A</b>	\$736	736	754	819
	<b>B</b>	\$813	813	827	895
<b>5</b>	<b>A</b>	\$800	800	813	879
	<b>B</b>	\$874	874	886	951
<b>6</b>	<b>A</b>	\$895	895	908	977
	<b>B</b>	\$968	968	984	1049

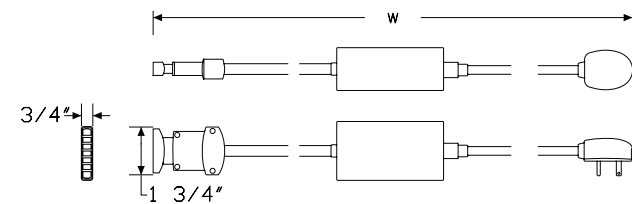
### Step 5. Finish

<b>OK</b>	silver anodized				+\$0
-----------	-----------------	--	--	--	------

Connect™ Single Circuit Electrical Y1377.  
Power Entry

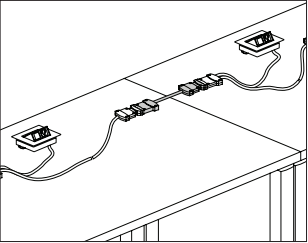


Product Information
Description
This standard receptacle 15-amp power entry provides power for single circuit electrical distributors. Up to 8 single circuit modular electrical distributors can be daisy chained and connected in any order. If more than 8 units are connected to this power entry, the system automatically shuts down and a red LED illuminates. A green LED indicates that more units can be connected and the system is ready. Standard attachment hardware is included.
Notes
UL listed when used in conjunction with most Everywhere™ fixed height tables.
Order electrical distributors (Y1372., Y1373., Y1374., Y1375.) and single circuit jumpers (Y1378.) separately.
Dimensions



Specification Information
Step 1.
Y1377.
Step 2. Cord Length
06 6' long
10 10' long
Prices for Steps 1-2.
Y1377. 06 \$638
10 \$670

# Connect™ Single Circuit Electrical By-Pass Jumper Y1378.



**Product Information**

**Description**

This electrical jumper provides additional length for the Connect™ single circuit modular electrical system. Jumpers are available in a variety of lengths and count as one of the 8 electrical distributors allowed per power entry.

**Notes**

UL listed when used in conjunction with most Everywhere™ fixed height tables.

Order electrical distributors (Y1372., Y1373., Y1374., Y1375.) and single circuit power entry (Y1377.) separately.

**Dimensions**

**Specification Information**

**Step 1.**

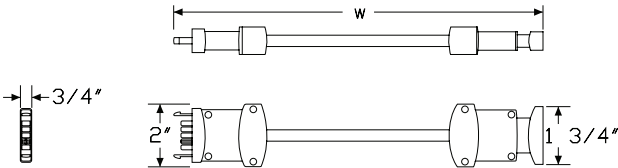
**Y1378.**

**Step 2. Cord Length**

<b>12</b>	12" long
<b>24</b>	24" long
<b>36</b>	36" long
<b>48</b>	48" long
<b>60</b>	60" long

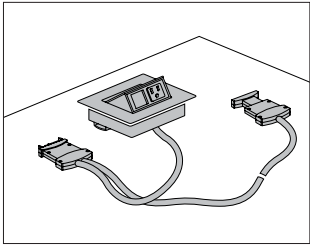
**Prices for Steps 1-2.**

<b>Y1378. 12</b>	\$134
<b>24</b>	\$145
<b>36</b>	\$160
<b>48</b>	\$172
<b>60</b>	\$182

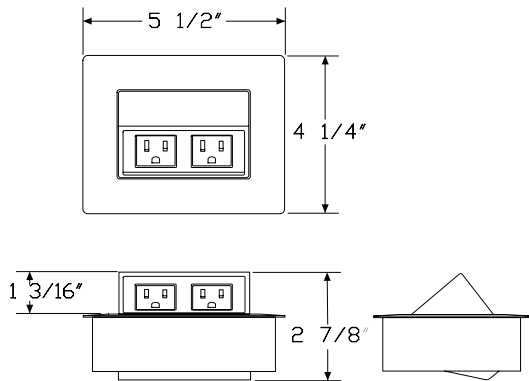


Connect™ - S720 - Connect  
Single Circuit Power Unit

Y1372.



Product Information
Description
This dedicated modular single circuit electrical distributor mounts flush in a surface and has a one-touch pop-up mechanism for accessing power and data. It can be configured with 2 simplex receptacles, or 1 simplex receptacle and 1 data opening. Cord length is 60". A maximum of 8 single circuit electrical distributors can be daisy chained per power entry. A voice/data adapter kit is included, allowing the data openings to accept various manufacturers couplers and jacks. Attachment hardware and cord/cable clips are also included.
Notes
Field cutting of surface may be required. For information on surface cutout size, see included instruction sheet.
UL listed when used in conjunction with most Everywhere™ fixed height tables.
To gang tables together per electrical code requirements, order ganging bracket kit (Y1338.) separately.
Order single circuit power entry (Y1377.) separately.
Where lengths of greater than 60" are needed, order single circuit jumpers (Y1378.) separately. Each single circuit jumper counts toward the 8 allowed electrical distributors per power entry.
Silver option (OI) and white option (OJ) have painted metal trim with white plastic simplex/data interiors. Black option (OH) has black painted trim with black plastic simplex/data interior.
Dimensions

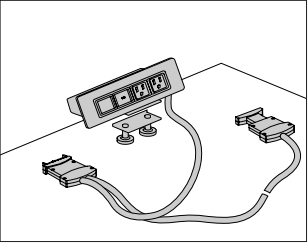


Specification Information
Step 1.
Y1372.
Step 2. Configuration
1 1 simplex receptacle, 1 data opening
2 2 simplex receptacles
Step 3. Cord Length
60 60" long
Prices for Steps 1-3.
Y1372. 1
2
Step 4. Finish
OH black
OI silver
OJ white

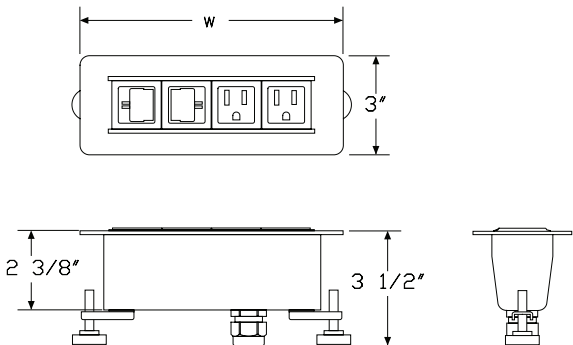
Connect™ - S730 - Connect

Y1373.

Single Circuit Power Unit



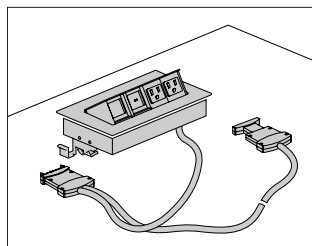
Product Information
<p>Description</p> <p>This dedicated modular single circuit electrical distributor mounts flush in a surface or with an edge clamp mount. It has 2 simplex receptacles and 2 data openings, and a 60" cord. A maximum of 8 single circuit electrical distributors can be daisy chained per power entry. A voice/data adapter kit is included, allowing the data openings to accept various manufacturers couplers and jacks. Attachment hardware and cord/cable clips are also included.</p>
<p>Notes</p> <p>Field cutting of surface may be required. For information on surface cutout size, see included instruction sheet.</p> <p>UL listed when used in conjunction with most Everywhere™ fixed height tables.</p> <p>To gang tables together per electrical code requirements, order ganging bracket kit (Y1338.) separately.</p> <p>Order single circuit power entry (Y1377.) separately.</p> <p>Where lengths of greater than 60" are needed, order single circuit jumpers (Y1378.) separately. Each single circuit jumper counts toward the 8 allowed electrical distributors per power entry.</p> <p>Silver option (OI) and white option (OJ) have painted metal trim with white plastic simplex/data interiors. Black option (OH) has black painted trim with black plastic simplex/data interior.</p>
<p>Dimensions</p>



Specification Information				
Step 1.				
Y1373.				
Step 2. Configuration				
3	2 simplex receptacles, 2 data openings			
4	2 simplex receptacles, 1 data opening, 1 charging USB port			
Step 3. Cord Length				
60	60" long			
Step 4. Attachment				
G	grommet mount			
S	surface clamp			
Prices for Steps 1-4.				
			G	S
Y1373. 3	60		\$564	546
	4	60	\$719	705
Step 5. Finish				
OH	black			+\$0
OI	silver			+\$0
OJ	white			+\$0

## Connect™ - S740 - Connect Single Circuit Power Unit

Y1374.



### Product Information

#### Description

This dedicated modular single circuit electrical distributor mounts flush in a surface and has a one-touch pop-up mechanism for accessing power and data. It has 2 simplex receptacles and 2 data openings, and a 60" cord. A maximum of 8 single circuit electrical distributors can be daisy chained per power entry. A voice/data adapter kit is included, allowing the data openings to accept various manufacturers couplers and jacks. Attachment hardware and cord/cable clips are also included.

#### Notes

Field cutting of surface may be required. For information on surface cutout size, see included instruction sheet.

UL listed when used in conjunction with most Everywhere™ fixed height tables.

To gang tables together per electrical code requirements, order ganging bracket kit (Y1338.) separately.

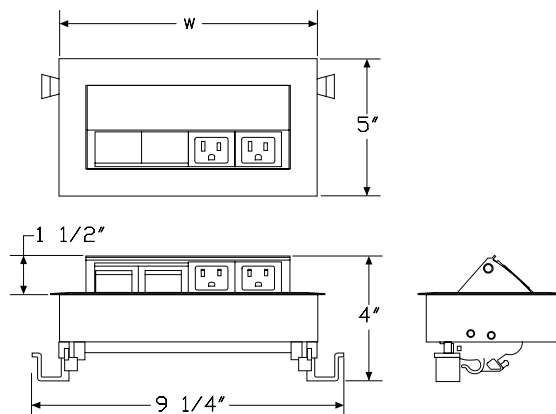
Order single circuit power entry (Y1377.) separately.

Where lengths of greater than 60" are needed, order single circuit jumpers (Y1378.) separately. Each single circuit jumper counts toward the 8 allowed electrical distributors per power entry.

Silver anodized option (OK) has anodized trim with white plastic simplex/data interior.

Overall width for distributor with 2 simplex receptacles, 2 data openings is 8 1/4" wide.

### Dimensions



Connect™ - S740 - Connect  
Single Circuit Power Unit *continued*

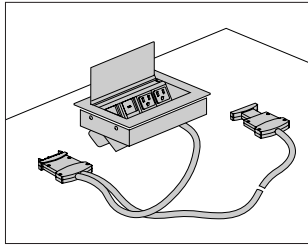
Thrive™ Power and Data Support

Specification Information		
Step 1.		
Y1374.		
Step 2. Configuration		
3	2 simplex receptacles, 2 data openings	
Step 3. Cord Length		
60	60" long	
Prices for Steps 1-3.		
		60
Y1374. 3		\$698
Step 4. Finish		
OK	silver anodized	+\$0



# Connect™ - S750 - Connect Single Circuit Power Unit

Y1375.



## Product Information

### Description

This dedicated modular single circuit electrical distributor mounts flush in a surface and has a flip-up lid for accessing power and data from above or below the surface. The lid can be closed once devices are connected for a clean visual appearance. The distributor has 2 simplex receptacles and 2 data openings, and a 60" cord. A maximum of 8 single circuit electrical distributors can be daisy chained per power entry. A voice/data adapter kit is included, allowing the data openings to accept various manufacturers couplers and jacks. Attachment hardware and cord/cable clips are also included.

### Notes

Field cutting of surface may be required. For information on surface cutout size, see included instruction sheet.

UL listed when used in conjunction with most Everywhere™ fixed height tables.

To gang tables together per electrical code requirements, order ganging bracket kit (Y1338.) separately.

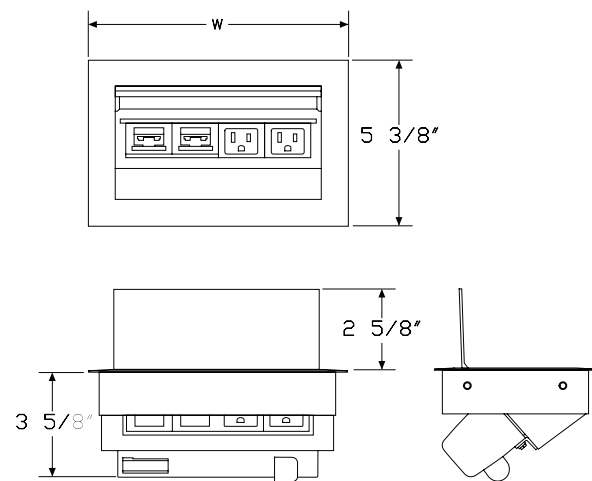
Order single circuit power entry (Y1377.) separately.

Where lengths of greater than 60" are needed, order single circuit jumpers (Y1378.) separately. Each single circuit jumper counts toward the 8 allowed electrical distributors per power entry.

Silver anodized option (OK) has anodized trim with white plastic simplex/data interior.

Overall width for distributor with 2 simplex receptacles, 2 data openings is 8<sup>3</sup>/<sub>8</sub>" wide.

## Dimensions



Thrive™ Power and Data Support

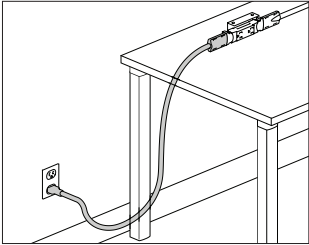
Connect™ - S750 - Connect

Single Circuit Power Unit *continued*

Thrive™ Power and Data Support

Specification Information		
Step 1.		
Y1375.		
Step 2. Configuration		
3	2 simplex receptacles, 2 data openings	
4	2 simplex receptacles, 1 data opening, 1 charging USB port	
Step 3. Cord Length		
60	60" long	
Prices for Steps 1-3.		
		60
Y1375. 3		\$791
4		\$948
Step 4. Finish		
OK	silver anodized	+\$0

# Connect™-Power Entry with Plug End, 20 Amp Y1342.



**Product Information**

**Description**

This corded power entry brings power from a building's 20-amp electrical outlet to the end of a 2 circuit duplex receptacle. It distributes 1 circuit only. UL/CUL recognized.

**Notes**

Only Connect™ duplex receptacle, 2-circuit, 15 amp circuit I (Y1345.1) receptacles can be used with this product as circuit I is the only active circuit.

Connect modular power products are not compatible with electrical components used in Herman Miller systems or desking product lines.

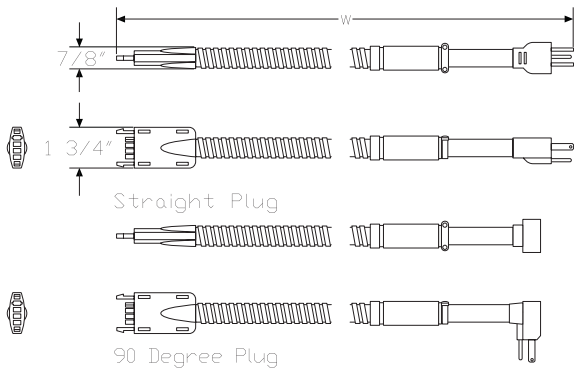
When routing power to an adjacent desk or table, surfaces must be ganged together. Order ganging bracket kit (Y1338.) separately.

When using power entry with plug end, electrical system will be UL recognized, not UL listed.

Power entry does not meet requirements for use in San Francisco.

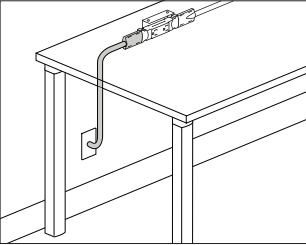
Power entry has a combination of black liquid tight conduit and 3/8" silver metallic conduit.

Dimensions

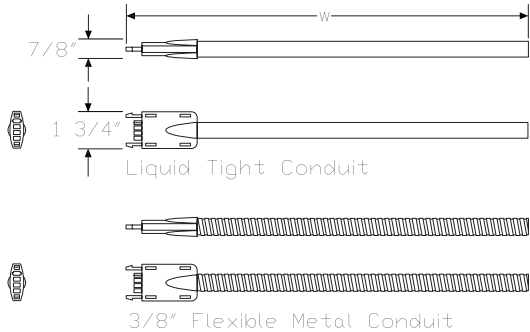


Specification Information		
Step 1.		
Y1342.		
Step 2. Length		
06	6' long	
10	10' long	
Step 3. Plug Type		
A	straight plug	
B	90° plug	
Prices for Steps 1-3.		
	A	B
Y1342. 06	\$294	294
10	\$343	343

# Connect™-Power Entry, 2-Circuit Y1341.

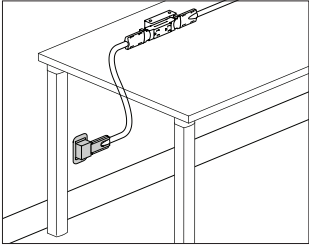


Product Information
<b>Description</b> This power entry connects a building's electrical from a wall, floor, or column to the end of a 2 circuit duplex receptacle and distributes up to 2 20-amp circuits. UL 183 listed, CUL Certified.
<b>Notes</b> Connect™ modular power products are not compatible with electrical components used in Herman Miller systems or desking product lines. When routing power to an adjacent desk or table, surfaces must be ganged together. Order ganging bracket kit (Y1338.) separately. Power entry can be field cut to the appropriate length. For San Francisco, specify 3/8" flex metallic conduit option (C). Finish color on liquid tight conduit is black. Finish color on metallic conduit is silver. A licensed electrician must wire the power entry to the building's electrical system.
Dimensions

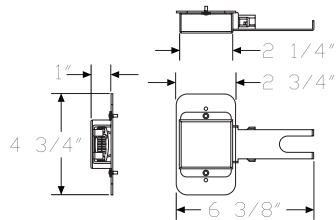


Specification Information		
Step 1.		
Y1341.		
Step 2. Length		
06	6' long	
12	12' long	
18	18' long	
24	24' long	
Step 3. Conduit Type		
L	liquid tight conduit	
C	3/8" flex metallic conduit	
Prices for Steps 1-3.		
	L	C
Y1341. 06	\$197	197
12	\$259	259
18	\$321	321
24	\$398	398

Connect™ - Modular Power Entry, Y1349.  
2 Circuit, Architectural Wall  
Receptacle Box

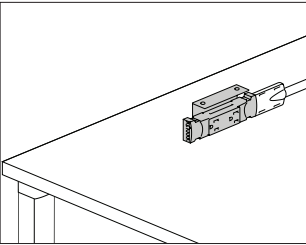


Product Information
Description
This black receptacle box provides a modular power connection to building power at the wall in a standard receptacle box allowing for the electrical jumper to be easily removed when not in use. Product is UL listed when installed by a licensed electrician.
Notes
Connect™ modular power products are not compatible with electrical components used in Herman Miller systems or desking product lines. Includes mounting plate, modular connection with wiring, and cover. Jumper (Y1343.) plugs into the receptacle box modular power entry. Works with Connect 2-circuit products only.
Dimensions



Specification Information
Step 1.
Y1349.
\$147

Connect™-Duplex Receptacle, Y1345.  
2-Circuit, 15 Amp

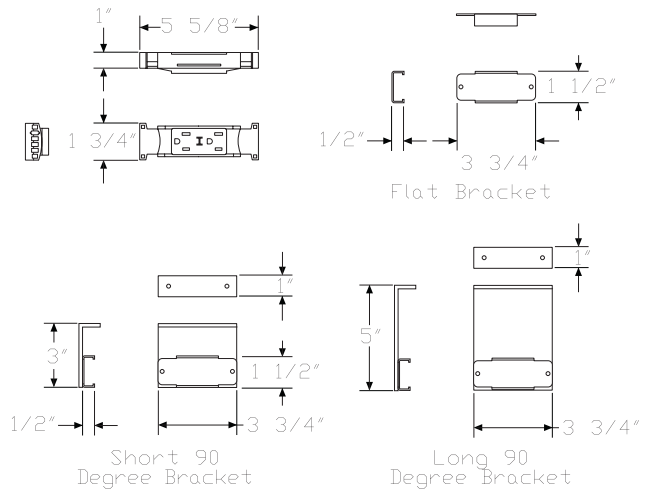


Product Information

**Description**  
This duplex receptacle attaches beneath a desk or table to provide electrical access. It has connection points at both ends for attaching a power entry or 2-circuit power jumper. Finish is black. Attachment bracket and hardware included. UL 183 listed, CUL Certified.

**Notes**  
Connect™ modular power products are not compatible with electrical components used in Herman Miller systems or desking product lines. When routing power to an adjacent desk or table, surfaces must be ganged together. Order ganging bracket kit (Y1338.) separately. Receptacle is labeled as I or II for circuit identification. To route power from building to receptacle, order power entry, 2-circuit (Y1341.) or power entry with plug end, 20 amp (Y1342.) separately. Power entry with plug end distributes 1 circuit only. To route power between receptacles, order power jumper, 2-circuit (Y1343.) separately.

Dimensions



Specification Information

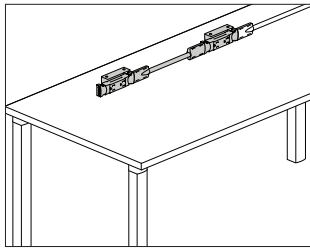
Step 1.  
**Y1345.**

Step 2. Circuit  
**1** circuit I  
**2** circuit II

Step 3. Attachment Hardware  
**A** flat attachment to underside of surface  
**B** short 90° attachment to underside of surface  
**C** long 90° attachment to underside of surface

Prices for Steps 1-3.			
	A	B	C
Y1345. 1	\$101	110	110
2	\$101	110	110

## Connect™-Dual Receptacle Power Kit, 2-Circuit Y1340.



### Product Information

#### Description

This single-sided power kit attaches to the underside of a desk or table to provide electrical access and distributes up to 2 20-amp circuits. Receptacles, power jumper, conduit clamps, and attachment hardware included. UL 183 listed, CUL Certified.

#### Notes

Connect™ modular power products are not compatible with electrical components used in Herman Miller systems or desking product lines. Match width of power kit to width of surface.

When routing power to an adjacent desk or table, surfaces must be ganged together. Order ganging bracket kit (Y1338.) separately.

Receptacles are labeled as I or II for circuit identification.

36"-wide power kit uses a receptacle-to-receptacle block connector in place of a jumper to connect the receptacles together.

To route power from building to power kit, order power entry, 2-circuit (Y1341.) or power entry with plug end, 20 amp (Y1342.) separately.

Power entry with plug end distributes 1 circuit only.

To connect power kits between adjacent desks or tables, order power jumper, 2-circuit (Y1343.) separately.

For San Francisco, specify  $\frac{3}{8}$ " flex metallic conduit option (C).

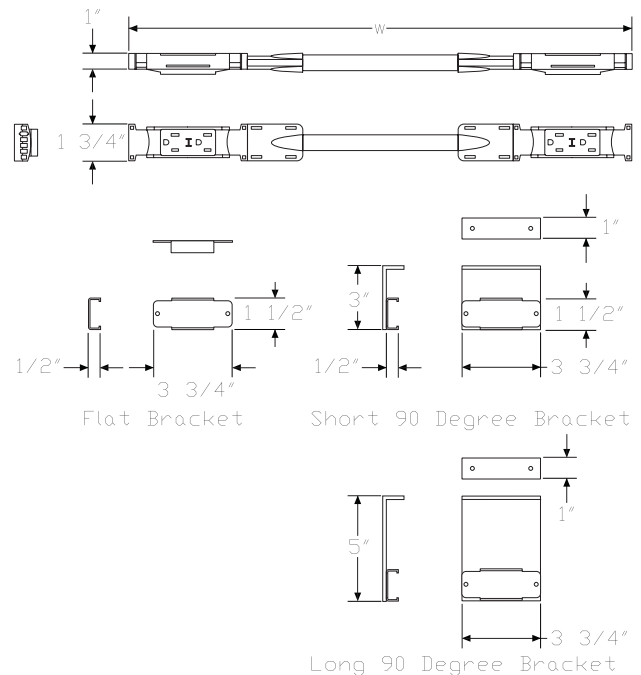
Receptacle finish is black. Finish color on liquid tight conduit is black. Finish on metallic conduit is silver.

36" - 54" wide kits have no conduit clips. 60" - 78" wide kits include 1 conduit clip. 84" - 96" wide kits include 2 conduit clips.

To attach kit flush to bottom of surface, with receptacles facing down, specify flat attachment to underside of surface option (A).

To attach kit perpendicular to bottom of surface, specify short 90° attachment to underside of surface option (B).

### Dimensions



# Connect™-Dual Receptacle Power Kit, 2-Circuit *continued*

## Specification Information

### Step 1.

**Y1340.**

### Step 2. Width

<b>36</b>	36" wide
<b>42</b>	42" wide
<b>48</b>	48" wide
<b>54</b>	54" wide
<b>60</b>	60" wide
<b>66</b>	66" wide
<b>72</b>	72" wide
<b>78</b>	78" wide
<b>84</b>	84" wide
<b>90</b>	90" wide
<b>96</b>	96" wide

### Step 3. Conduit Type

<b>L</b>	liquid tight conduit
<b>C</b>	$\frac{3}{8}$ " flex metallic conduit

### Step 4. Circuit

<b>1</b>	circuit I
<b>2</b>	circuit II

### Step 5. Attachment Hardware

<b>A</b>	flat attachment to underside of surface
<b>B</b>	short 90° attachment to underside of surface
<b>C</b>	long 90° attachment to underside of surface

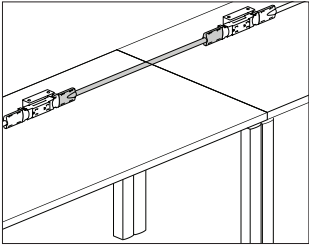
### Prices for Steps 1-5.

	<b>1A</b>	<b>1B</b>	<b>1C</b>	<b>2A</b>	<b>2B</b>	<b>2C</b>
<b>Y1340. 36 L</b>	\$214	223	223	214	223	223
<b>C</b>	\$214	223	223	214	223	223
<b>42 L</b>	\$238	245	245	238	245	245
<b>C</b>	\$238	245	245	238	245	245
<b>48 L</b>	\$243	250	250	243	250	250
<b>C</b>	\$243	250	250	243	250	250
<b>54 L</b>	\$250	260	260	250	260	260
<b>C</b>	\$250	260	260	250	260	260
<b>60 L</b>	\$259	270	270	259	270	270
<b>C</b>	\$259	270	270	259	270	270
<b>66 L</b>	\$266	276	276	266	276	276
<b>C</b>	\$266	276	276	266	276	276
<b>72 L</b>	\$274	281	281	274	281	281
<b>C</b>	\$274	281	281	274	281	281

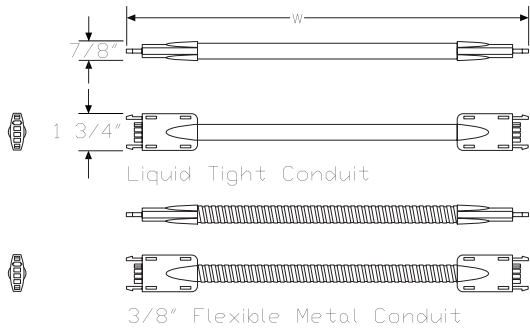
<b>78 L</b>	\$279	286	286	279	286	286
<b>C</b>	\$279	286	286	279	286	286
<b>84 L</b>	\$285	292	292	285	292	292
<b>C</b>	\$285	292	292	285	292	292
<b>90 L</b>	\$292	297	297	292	297	297
<b>C</b>	\$292	297	297	292	297	297
<b>96 L</b>	\$296	304	304	296	304	304
<b>C</b>	\$296	304	304	296	304	304



Connect™-Jumper, 2-Circuit Y1343.



Product Information
Description
This power jumper distributes up to 2 20-amp circuits. It can be used between 2 receptacles or between 2 dual receptacle power kits. UL 183 listed, CUL Certified.
Notes
Connect™ modular power products are not compatible with electrical components used in Herman Miller systems or desking product lines. When routing power to an adjacent desk or table, surfaces must be ganged together. Order ganging bracket kit (Y1338.) separately. For San Francisco, specify 3/8" flex metallic conduit option (C). When connecting dual receptacle power kits (Y1340.) between adjacent surfaces in a linear run, specify 24"wide jumper. When connecting dual receptacle power kits (Y1340.) at the outside corner of 2 24"-deep surfaces at 90°, specify 42"wide jumper. When connecting dual receptacle power kits (Y1340.) at the outside corner of 2 30"-deep surfaces at 90°, specify 48"wide jumper. When connecting dual receptacle power kits (Y1340.) at the outside corner of 1 30"-deep and 1 24"-deep surface, specify 48"wide jumper. When connecting dual receptacle power kits (Y1340.) at the inside corner of 2 24"- or 30"-deep surfaces, specify 30"wide jumper. Order the following products separately:
<ul style="list-style-type: none"><li>• 2-circuit dual receptacle power kit (Y1340.) or duplex receptacle, 2-circuit, 15 amp (Y1345.)</li><li>• Conduit clamps (Y1339.)</li><li>• Receptacle bracket (Y1347.) - for duplex receptacle, 2-circuit</li></ul>
Dimensions



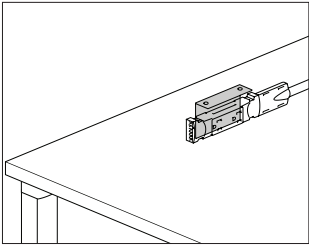
Specification Information
Step 1.
Y1343.
Step 2. Width
06 6" wide
09 9" wide
12 12" wide
18 18" wide
24 24" wide
30 30" wide
36 36" wide
42 42" wide
48 48" wide
54 54" wide
60 60" wide
66 66" wide
72 72" wide
78 78" wide
84 84" wide
90 90" wide
96 96" wide
108 108" wide
120 120" wide
132 132" wide
144 144" wide
Step 3. Conduit Type
L liquid tight conduit
C 3/8" flex metallic conduit

# Connect™-Jumper, 2-Circuit

continued

Prices for Steps 1-3.			
		L	C
Thrive™ Power and Data Support	Y1343. 06	\$79	79
	09	\$83	83
	12	\$86	86
	18	\$92	92
	24	\$99	99
	30	\$103	103
	36	\$111	111
	42	\$115	115
	48	\$119	119
	54	\$128	128
	60	\$135	135
	66	\$141	141
	72	\$146	146
	78	\$153	153
	84	\$162	162
	90	\$167	167
	96	\$175	175
	108	\$186	186
	120	\$199	199
	132	\$213	213
	144	\$225	225

# Connect™-Receptacle Brackets, Y1347. 2-Circuit



**Product Information**

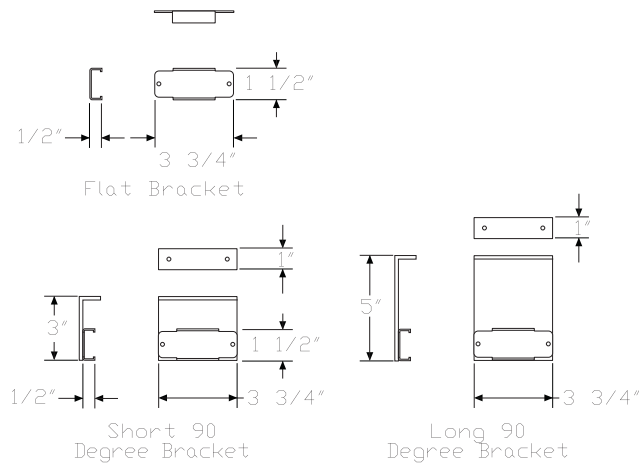
**Description**

This bracket attaches a 2-circuit receptacle to a desk or table. Finish is black. Package of 10.

**Notes**

Connect™ modular power products are not compatible with electrical components used in Herman Miller systems or desking product lines. To attach receptacle flush to bottom of surface, facing down, specify flat attachment to underside of surface option (A). To attach receptacle perpendicular to bottom of surface, specify short 90° attachment to underside of surface option (B). Order duplex receptacle, 2-circuit, 15 amp (Y1345.) separately.

**Dimensions**



**Specification Information**

**Step 1.**

**Y1347.**

**Step 2. Attachment Hardware**

**A** flat attachment to underside of surface

**B** short 90° attachment to underside of surface

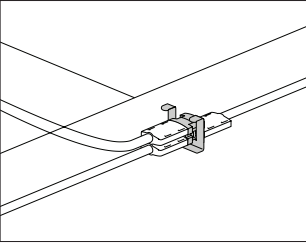
**C** long 90° attachment to underside of surface

**Prices for Steps 1-2.**

<b>Y1347. A</b>	\$84
<b>B</b>	\$130
<b>C</b>	\$130

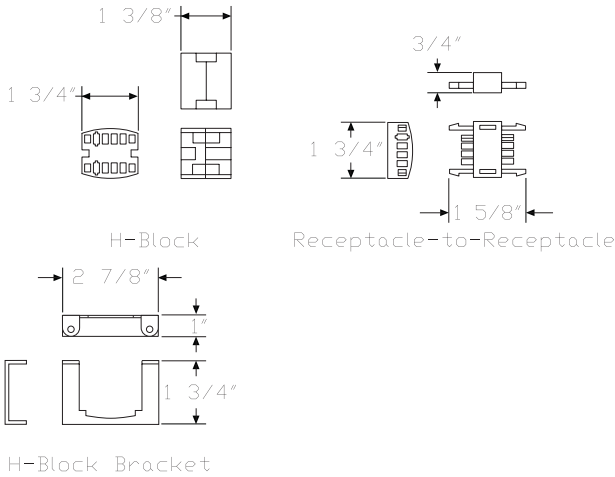
Connect™-Block Connector,  
2-Circuit

Y1344.

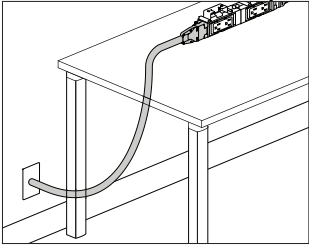


Product Information
Description
This block connects components together to distribute power. The H-block connector connects jumpers together at 2-, 3-, and 4-way connection points, or distributes power from a power entry to multiple components. The receptacle-to-receptacle connector connects 2 receptacles together. Finish is black. Attachment hardware included. UL 183 listed, CUL Certified.
Notes
Connect™ modular power products are not compatible with electrical components used in Herman Miller systems or desking product lines. When routing power to an adjacent desk or table, surfaces must be ganged together. Order ganging bracket kit (Y1338.) separately.
Dimensions

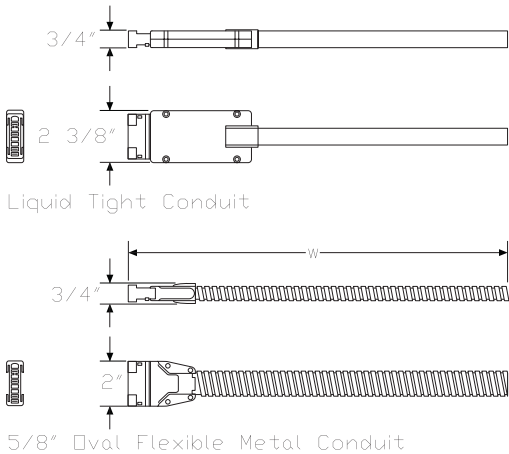
Specification Information
Step 1.
Y1344.
Step 2. Connector Type
H      H-block connector
R      receptacle-to-receptacle block connector
Prices for Steps 1-2.
Y1344. H      \$50
R      \$38



Connect™-Power Entry, 4-Circuit Y1351.

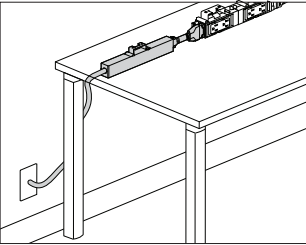


Product Information
Description
This power entry connects a building's electrical from a wall, floor, or column to the end of a 4-circuit dual junction block power kit or junction block and distributes up to 4 20-amp circuits. UL 183 listed, CUL Certified.
Notes
Connect™ modular power products are not compatible with electrical components used in Herman Miller systems or desking product lines.
Power entry can be field cut to the appropriate length.
For San Francisco, specify 3/8" flex metallic conduit option (C).
Finish color on liquid tight conduit is black. Finish color on metallic conduit is silver.
A licensed electrician must wire the power entry to the building's electrical system.
Dimensions



Specification Information		
Step 1.		
Y1351.		
Step 2. Length		
06	6' long	
12	12' long	
18	18' long	
24	24' long	
Step 3. Conduit Type		
L	liquid tight conduit	
C	3/8" flex metallic conduit	
Prices for Steps 1-3.		
	L	C
Y1351. 06	\$214	214
12	\$305	305
18	\$399	399
24	\$511	511

Connect™-Power Entry, 4-Circuit, Y1352.  
New York City

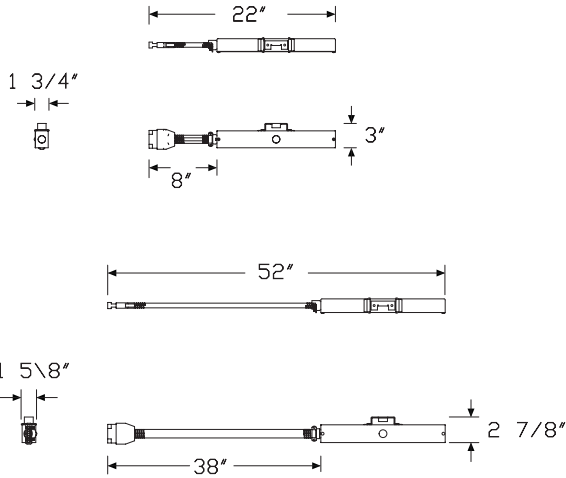


Product Information

**Description**  
This power entry connects a building’s electrical from a wall, floor, or column to the end of a 4-circuit dual junction block power kit or junction block and distributes up to 4 20-amp circuits. It includes a junction box and harness. UL 183 listed, CUL Certified.

**Notes**  
Connect™ modular power products are not compatible with electrical components used in Herman Miller systems or desking product lines. A licensed electrician must wire the power entry to the building’s electrical system.  
For use with Renew™ Link, specify 8" power entry (08).  
For use with Layout Studio®, specify 38" power entry (38).

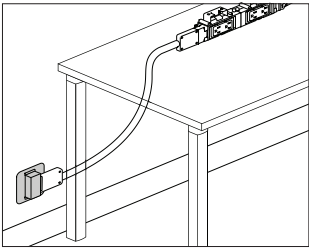
Dimensions



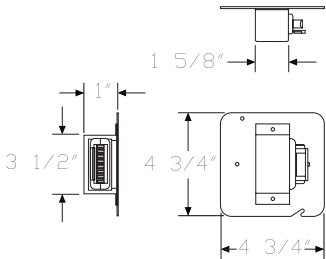
Specification Information

Step 1.		
Y1352.	A	\$351
Step 2. Length		
08	8" power entry A	+\$0
38	38" power entry A	+\$0

Connect™-Modular Power Entry, Y1359.  
4 Circuit, Architectural Wall  
Junction Box



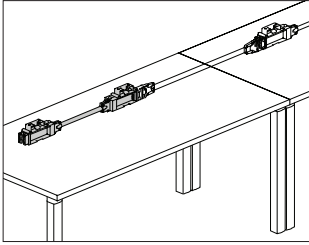
Product Information
Description
This black receptacle box provides a modular power connection to building power at the wall in a standard 2-gang electrical box allowing for the electrical jumper to be easily removed when not in use. Product is UL listed when installed by a licensed electrician.
Notes
Connect™ modular power products are not compatible with electrical components used in Herman Miller systems or desking product lines. Includes mounting plate, modular connection with wiring, and cover. Jumper (Y1353.) plugs into the receptacle box modular power entry. Works with Connect 4-circuit products only.
Dimensions



Specification Information
Step 1.
Y1359.

\$166

# Connect™-Dual Junction Block Y1350. Power Kit, 4-Circuit



## Product Information

### Description

This power kit attaches to the underside of a desk or table to provide electrical access and distributes up to 4 20-amp circuits. It is available as a single-sided or double-sided kit. The single-sided power kit is modular and includes 2 junction blocks, a non-adjustable jumper, and attachment hardware. The double-sided kit is a 1-piece construction consisting of 2 junction blocks, a jumper, and attachment hardware; it cannot be reconfigured. The single-sided and double-sided kits are UL 183 listed, CUL certified.

### Notes

Connect™ modular power products are not compatible with electrical components used in Herman Miller systems or desking product lines. Match width of power kit to width of surface.

When routing power to an adjacent desk or table, surfaces must be ganged together. Order ganging bracket kit (Y1338.) separately.

The single-sided junction block provides 1 or 2 receptacle locations. The double-sided junction block provides 2 to 4 receptacle locations. Order duplex receptacle, 4-circuit (Y1355.) separately.

To route power from building to power kit, order 4-circuit power entry (Y1351.) separately.

Power kit is not necessary for a 36"-wide surface. To add power to a 36"-wide surface, order double junction block, 4-circuit (Y1358.DH) or double back-to-back junction block (Y1358.DB).

To connect power kits between adjacent desks or tables, order junction block to junction block jumper, 4-circuit (Y1353.) separately.

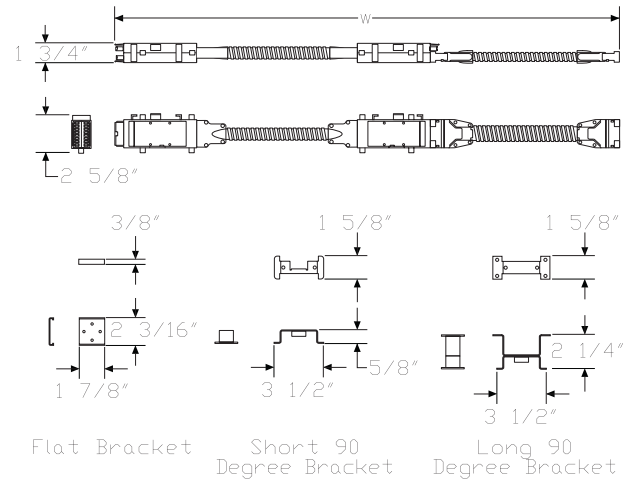
Finish color of junction block is black. Finish color of 5/8" oval metallic conduit is silver.

42" - 54" wide kits have no conduit clips. 60" - 78" wide kits include 1 conduit clip. 84" - 96" wide kits include 2 conduit clips.

To attach kit with single-sided junction block option (S) flush to bottom of surface, with receptacles facing down, specify flat attachment to underside of surface option (A).

To attach kit perpendicular to bottom of surface, specify short 90° attachment to underside of surface option (B).

## Dimensions





# Connect™-Dual Junction Block

## Power Kit, 4-Circuit *continued*

### Specification Information

#### Step 1.

**Y1350.**

#### Step 2. Width

<b>42</b>	42" wide
<b>48</b>	48" wide
<b>54</b>	54" wide
<b>60</b>	60" wide
<b>66</b>	66" wide
<b>72</b>	72" wide
<b>78</b>	78" wide
<b>84</b>	84" wide
<b>90</b>	90" wide
<b>96</b>	96" wide

#### Step 3. Junction Block Type

<b>S</b>	single-sided junction block
<b>D</b>	double-sided junction block

#### Step 4. Attachment Hardware

##### *For single-sided junction block (S)*

<b>A</b>	flat attachment to underside of surface
<b>B</b>	short 90° attachment to underside of surface
<b>C</b>	long 90° attachment to underside of surface

##### *For double-sided junction block (D)*

<b>B</b>	short 90° attachment to underside of surface
<b>C</b>	long 90° attachment to underside of surface

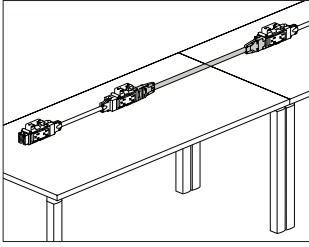
#### Prices for Steps 1-4.

	<b>A</b>	<b>B</b>	<b>C</b>
<b>Y1350. 42 S</b>	\$276	282	282
<b>D</b>	—	\$205	205
<b>48 S</b>	\$282	290	290
<b>D</b>	—	\$213	213
<b>54 S</b>	\$290	295	295
<b>D</b>	—	\$222	222
<b>60 S</b>	\$295	303	303
<b>D</b>	—	\$228	228
<b>66 S</b>	\$303	309	309
<b>D</b>	—	\$235	235
<b>72 S</b>	\$309	320	320
<b>D</b>	—	\$242	242
<b>78 S</b>	\$320	329	329
<b>D</b>	—	\$248	248

<b>84 S</b>	\$328	345	345
<b>D</b>	—	\$259	259
<b>90 S</b>	\$336	344	344
<b>D</b>	—	\$270	270
<b>96 S</b>	\$344	350	350
<b>D</b>	—	\$277	277

Thrive™ Power and Data Support

## Connect™-Junction Block to Junction Block Jumper, 4-Circuit Y1353.



### Product Information

#### Description

This power jumper distributes up to 4 20-amp circuits between 2 power kits or junction blocks and is available as adjustable or non-adjustable. The adjustable jumper allows 1 end of the jumper to extend an additional 3" when connecting to components under an adjacent desk or table. UL 183 listed, CUL Certified.

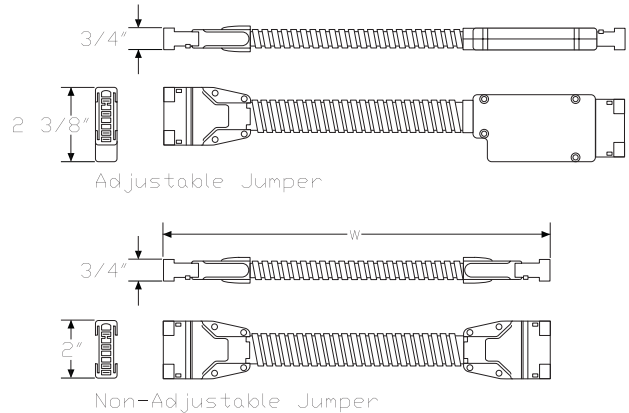
#### Notes

Connect™ modular power products are not compatible with electrical components used in Herman Miller systems or desking product lines. When routing power to an adjacent desk or table, surfaces must be ganged together. Order ganging bracket kit (Y1338.) separately. When connecting dual junction block power kits (Y1350.) between adjacent surfaces in a linear run, specify 24"-wide jumper. When connecting dual junction block power kits (Y1350.) at the outside corner of 2 24"-deep surfaces at 90°, specify 42"-wide jumper. When connecting dual junction block power kits (Y1350.) at the outside corner of 2 30"-deep surfaces at 90°, specify 48"-wide jumper. When connecting dual junction block power kits (Y1350.) at the outside corner of 1 30"-deep and 1 24"-deep surface, specify 48"-wide jumper. When connecting dual junction block power kits (Y1350.) at the inside corner of 2 24"- or 30"-deep surfaces, specify 30"-wide jumper. Finish on 5/8" oval metallic conduit is silver.

Order the following products separately:

- Conduit clamps (Y1339.)
- Dual junction block power kit, 4-circuit (Y1350.) or junction block, 4-circuit (Y1358.)
- Duplex receptacle, 4-circuit (Y1355.) - for junction block, 4-circuit
- Junction block bracket, 4-circuit (Y1357.) - for junction block, 4-circuit
- Power entry, 4-circuit (Y1351.)

### Dimensions



# Connect™-Junction Block to Junction Block Jumper, 4-Circuit

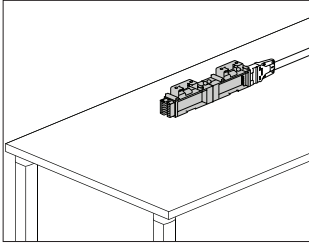
continued

Specification Information	
Step 1.	
<b>Y1353.</b>	
Step 2. Width	
<b>12</b>	12" wide
<b>18</b>	18" wide
<b>24</b>	24" wide
<b>30</b>	30" wide
<b>36</b>	36" wide
<b>42</b>	42" wide
<b>48</b>	48" wide
<b>54</b>	54" wide
<b>60</b>	60" wide
<b>66</b>	66" wide
<b>72</b>	72" wide
<b>78</b>	78" wide
<b>84</b>	84" wide
<b>90</b>	90" wide
<b>108</b>	108" wide
<b>120</b>	120" wide
<b>132</b>	132" wide
<b>144</b>	144" wide
Step 3. Type	
<b>A</b>	adjustable jumper
<b>N</b>	nonadjustable jumper

Prices for Steps 1-3.		
	<b>A</b>	<b>N</b>
<b>Y1353. 12</b>	\$111	111
<b>18</b>	\$116	116
<b>24</b>	\$125	125
<b>30</b>	\$134	134
<b>36</b>	\$141	141
<b>42</b>	\$147	147
<b>48</b>	\$158	158
<b>54</b>	\$166	166
<b>60</b>	\$173	173
<b>66</b>	\$179	179
<b>72</b>	\$186	186
<b>78</b>	\$196	196
<b>84</b>	\$202	202
<b>90</b>	\$212	212
<b>108</b>	\$234	234
<b>120</b>	\$247	247
<b>132</b>	\$266	266
<b>144</b>	\$282	282

Thrive™ Power and Data Support

# Connect™-Junction Block, Y1358. 4-Circuit



## Product Information

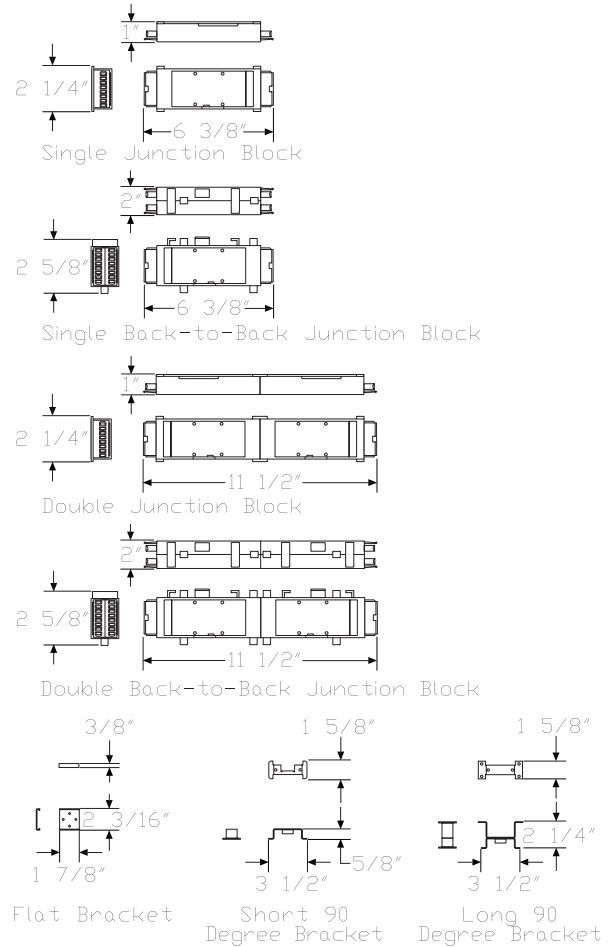
### Description

This block attaches beneath a desk or table and accepts 4-circuit receptacles for access and distribution of up to 4 20-amp circuits. It has connection points at both ends for attaching a power entry or 4-circuit power jumper. The block can be specified for 1 receptacle, 2 receptacles side-by-side, 2 receptacles back-to-back, or 4 receptacles; 2 side-by-side and 2 back-to-back. Finish is black. Attachment bracket and hardware included. UL 183 listed, CUL Certified.

### Notes

Connect™ modular power products are not compatible with electrical components used in Herman Miller systems or desking product lines. When routing power to an adjacent desk or table, surfaces must be ganged together. Order ganging bracket kit (Y1338.) separately. To route power from building to junction block, order 4-circuit power entry (Y1351.) separately. To route power between junction blocks, order junction block to junction block jumper, 4-circuit (Y1353.) separately. To route power from a 36"-wide surface to an adjacent surface, specify double junction block option (DH) or double back-to-back junction block option (DB) and order power jumper (Y1353.) separately. Order duplex receptacle, 4-circuit (Y1355.) separately. To maintain proper spacing when specifying double junction block (Y1358.DH) or double back-to-back junction block (Y1358.DB), order adjustable jumpers (Y1353.xxxA) separately.

## Dimensions



# Connect™-Junction Block, 4-Circuit *continued*

## Specification Information

Step 1.

**Y1358.**

## Step 2. Junction Block Type

- SH** single junction block
- SB** single back-to-back junction block
- DH** double junction block
- DB** double back-to-back junction block

## Step 3. Attachment Hardware

*For single junction block (SH) or double junction block (DH)*

- A** flat attachment to underside of surface
- B** short 90° attachment to underside of surface
- C** long 90° attachment to underside of surface

*For single back-to-back junction block (SB) or double back-to-back junction block (DB)*

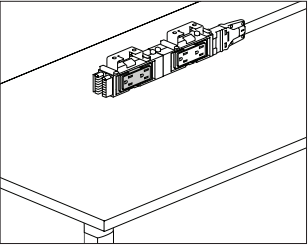
- B** short 90° attachment to underside of surface
- C** long 90° attachment to underside of surface

## Prices for Steps 1-3.

	<b>A</b>	<b>B</b>	<b>C</b>
<b>Y1358. SH</b>	\$123	131	131
<b>SB</b>	—	\$131	131
<b>DH</b>	\$101	110	110
<b>DB</b>	—	\$110	110

Connect™-Duplex Receptacle, Y1355.

4-Circuit



Product Information

Description

This 15- or 20-amp duplex receptacle attaches to a power kit or junction block to provide electrical access. Finish is black. UL 183 listed, CUL Certified.

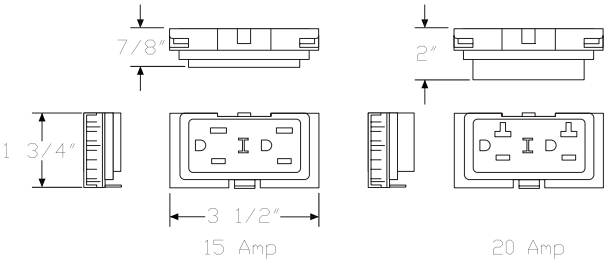
Notes

Connect™ modular power products are not compatible with electrical components used in Herman Miller systems or desking product lines. Receptacle is labeled as I, II, III, or IV for circuit identification.

Order the following products separately:

- Dual junction block power kit, 4-circuit (Y1350.)
- Junction block, 4-circuit (Y1358.)

Dimensions



Specification Information

Step 1.

Y1355.

Step 2. Amps	
15	15 amp
20	20 amp

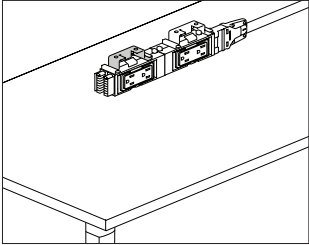
Step 3. Circuit	
1	circuit I
2	circuit II
3	circuit III
4	circuit IV

Prices for Steps 1-3.

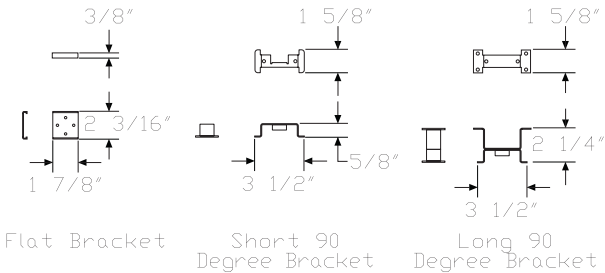
	1	2	3	4
Y1355. 15	\$36	36	36	36
20	\$42	42	42	42

Connect™-Junction Block  
Brackets, 4-Circuit

Y1357.



Product Information
Description
This bracket attaches a 4-circuit junction block to a desk or table.
Package of 10.
Notes
Connect™ modular power products are not compatible with electrical components used in Herman Miller systems or desking product lines.
To attach junction block flush to bottom of surface, facing down, specify flat attachment to underside of surface option (A).
To attach junction block perpendicular to bottom of surface, specify short 90° attachment to underside of surface option (B).
Finish on flat attachment to underside of surface option (A) is black.
Finish on short 90° attachment to underside of surface option (B) and long 90° attachment to underside of surface option (C) is silver.
Order junction block, 4-circuit (Y1358.) separately.
Dimensions

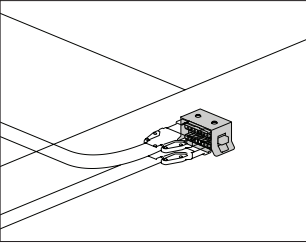


Specification Information
Step 1.
Y1357.
Step 2. Attachment Hardware
A flat attachment to underside of surface
B short 90° attachment to underside of surface
C long 90° attachment to underside of surface
Prices for Steps 1-2.
Y1357. A
B
C

\$84  
\$130  
\$130

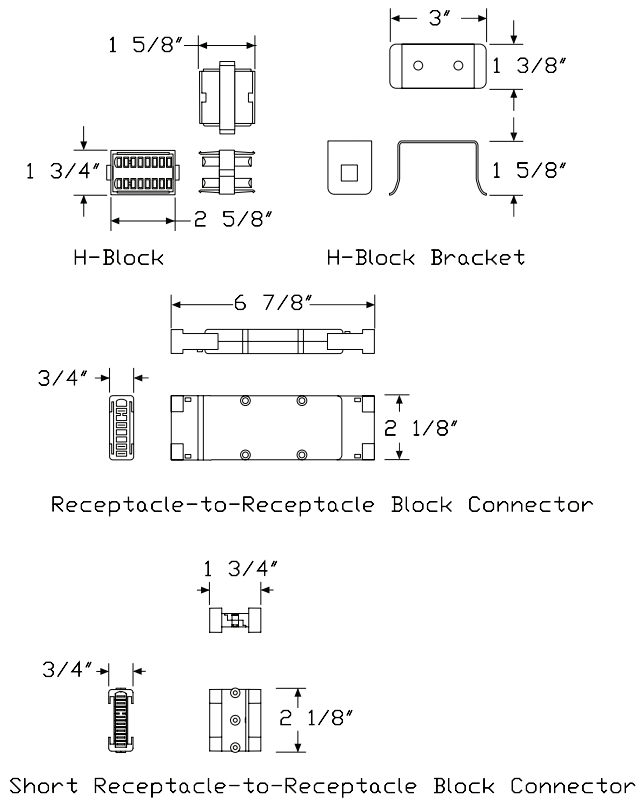
Connect™-Block Connector,  
4-Circuit

Y1354.



Product Information
Description
This block connects components together to distribute power. The H-block connector connects jumpers together at 2-, 3-, and 4-way connection points, or distributes power from a power entry to multiple components. The receptacle-to-receptacle connectors connect 2 junction blocks together. Finish is black. Attachment hardware included. UL 183 listed, CUL Certified.
Notes
Connect™ modular power products are not compatible with electrical components used in Herman Miller systems or desking product lines. When routing power to an adjacent desk or table, surfaces must be ganged together. Order ganging bracket kit (Y1338.) separately.
Dimensions

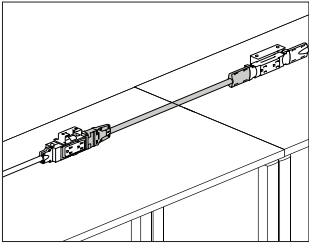
Specification Information
Step 1.
Y1354.
Step 2. Connector Type
H     H-block connector
S     short receptacle-to-receptacle block connector <span>A</span>
R     receptacle-to-receptacle block connector
Prices for Steps 1-2.
Y1354. H     \$62
S     \$76
R     \$78



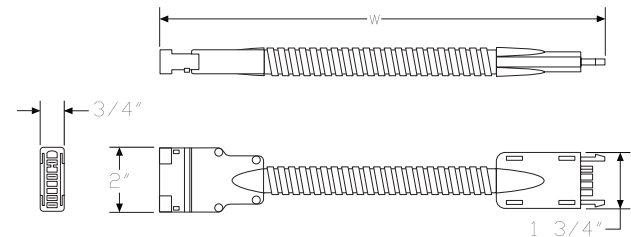


Connect™-Transition Jumper, 2- to 4-Circuit

Y1356.



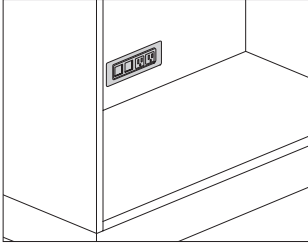
Product Information
Description
This jumper transfers power from a 2-circuit power kit, receptacle, or connector block to a 4-circuit junction block or connector block. 1 conduit clamp included. UL 183 listed, CUL Certified.
Notes
Connect™ modular power products are not compatible with electrical components used in Herman Miller systems or desking product lines. When routing power to an adjacent desk or table, surfaces must be ganged together. Order ganging bracket kit (Y1338.) separately. Finish on 5/8" oval metallic conduit is silver.
Dimensions



Specification Information
Step 1.
Y1356.
Step 2. Width
06 6" wide
24 24" wide
36 36" wide
48 48" wide
72 72" wide
96 96" wide
Step 3. Conduit Type
L liquid tight conduit
Prices for Steps 1-3.
Y1356. 06
24
36
48
72
96
L
\$102
\$125
\$141
\$158
\$186
\$221

# Connect™ - S310 Electrical Unit with Connect Modular Connection

Y1329.



## Product Information

### Description

This electrical distributor provides power to a lateral file, low credenza, or storage case with a Connect™ 4-circuit modular connector. It can be top surface mounted flush or vertically mounted in the false back of a cabinet. A voice/data adapter kit is included, allowing the data openings to accept various manufacturers' couplers and jacks. Attachment hardware is included. Product is UL listed.

### Notes

Field cutting of surface may be required. Information on surface cutout size is included on instruction sheet.

Silver option (OI) and white option (OJ) have painted metal trim with white plastic simplex/data interiors. Black option (OH) has black painted trim with black plastic simplex/data interior.

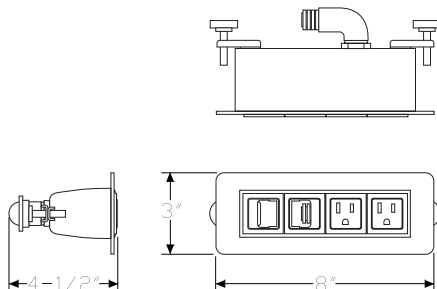
Modular electrical connectors can only connect to Connect 4-circuit modular power system.

Order the following products separately:

- Canvas powered metal low credenza (FMP72A., FMP72K., FMP73A., FMP73K., FMP74A., FMP74K.)
- Canvas powered wood low credenza (FFD73A., FFD73K.)
- Meridian powered storage case (PSC-, PS6-, PSAM-, PSAV-, PSKM-, PSKV-)
- Meridian powered storage lateral file (PS26-, PS2AM, PS2AV, PS2KM, PS2KV)
- Connect - power entry, 4-circuit (Y1351.)
- Connect - junction block to junction block jumper, 4-circuit (Y1353.)
- Connect - block connector, 4-circuit (Y1354.)
- Other Connect 4-circuit modular power components as required

For Canvas powered storage, order Connect - conduit clamp (Y1339.) separately.

## Dimensions



## Specification Information

### Step 1.

Y1329.

### Step 2. Configuration

- |          |  |
|----------|--|
| <b>3</b> | 2 simplex receptacles, 2 data openings |
| <b>8</b> | 3 simplex receptacles, 1 data opening  |

### Step 3. Power Type

- |          |                     |
|----------|---------------------|
| <b>E</b> | 4 circuit circuit 1 |
| <b>F</b> | 4 circuit circuit 2 |
| <b>G</b> | 4 circuit circuit 3 |
| <b>H</b> | 4 circuit circuit 4 |

### Step 4. Cord/Conduit Length

- |           |             |
|-----------|-------------|
| <b>02</b> | 2' conduit  |
| <b>03</b> | 3' conduit  |
| <b>04</b> | 4' conduit  |
| <b>06</b> | 6' conduit  |
| <b>10</b> | 10' conduit |

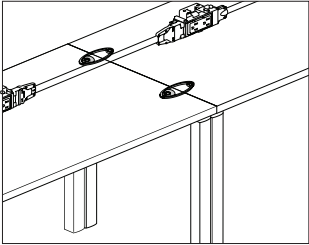
### Prices for Steps 1-4.

		02	03	04	06	10
<b>Y1329. 3</b>	<b>E</b>	\$463	479	490	519	576
	<b>F</b>	\$463	479	490	519	576
	<b>G</b>	\$463	479	490	519	576
	<b>H</b>	\$463	479	490	519	576
<b>8</b>	<b>E</b>	\$485	498	516	540	597
	<b>F</b>	\$485	498	516	540	597
	<b>G</b>	\$485	498	516	540	597
	<b>H</b>	\$485	498	516	540	597

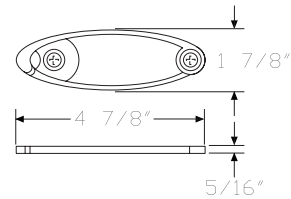
### Step 5. Finish

- |           |        |      |
|-----------|--------|------|
| <b>OH</b> | black  | +\$0 |
| <b>OI</b> | silver | +\$0 |
| <b>OJ</b> | white  | +\$0 |

Connect™-Ganging Bracket Kit      Y1338.



Product Information
Description
This kit has 2 clips that attach to the underside of 2 adjacent surfaces, ganging them together to provide stability and allowing electrical components to be routed from 1 surface to another. Finish is black.
Notes
Ganging bracket kit should not be used on 18"-deep Everywhere™ tables.
Dimensions

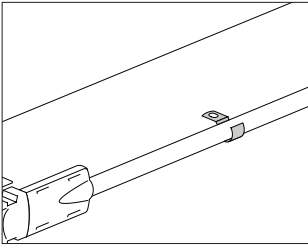


Specification Information
Step 1.
Y1338.      \$111

Thrive™ Power and Data Support

Connect™-Conduit Clamp

Y1339.

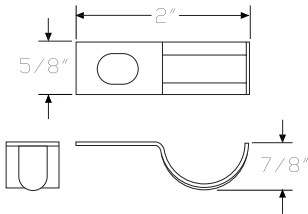


Product Information

Description

This clamp screws to the underside of a surface to support the conduit on electrical components. Finish is silver. Package of 10.

Dimensions



Specification Information

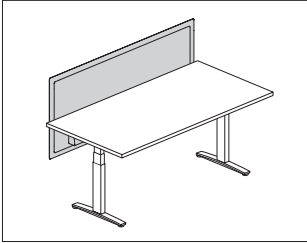
Step 1.

Y1339.

\$17

Pari Screen, Height Adjustable  
Tables

Y1116.



Product Information

Description

This screen attaches to an individual height adjustable work surface. It has an all-fabric, tackable surface with frameless design, and comes in privacy and modesty sizes. Attachment hardware included.

Notes

Privacy and modesty panel actual width is 2" less than specified width.

Privacy screen (A) top edge aligns with the 42" high Canvas datum line; bottom edge is 4" below work surface.

Privacy & modesty screen (B) top edge aligns with the 42" high Canvas datum line; bottom edge is 10" below work surface.

Privacy screen (C) top edge aligns with the 46" high Canvas datum line; bottom edge is 4" below work surface.

Privacy & modesty screen (D) top edge aligns with the 46" high Canvas datum line; bottom edge is 10" below work surface.

Privacy screen (E) top edge aligns with the 53" high Canvas datum line; bottom edge is 4" below work surface.

Privacy & modesty screen (F) top edge aligns with the 53" high Canvas datum line; bottom edge is 10" below work surface.

Screens 54" wide and wider include an additional 1"-wide center mounting bracket.

Recommended mounting creates a 1" gap between back edge of surface and the screen to accommodate cable routing and the attachment or clamp-mounting of other hardware to the surface. Optional cable management trough is only available when specifying privacy & modesty height option (B). Trough finish is graphite.

Attachment brackets are inset from edge of screen by approximately 8" and require 2 1/2" of work surface for attachment.

Attachment bracket finish is painted graphite.

Screen accepts Customer's Own Material (COM). Yardage is estimated for nondirectional 54"-wide fabrics.

For vertical fabric direction (T):

Height—Yardage

A—1.51  
B—1.89  
C—1.76  
D—2.14  
E—2.21  
F—2.58

For horizontal fabric direction (R):

Width—Yardage

For heights A/B:

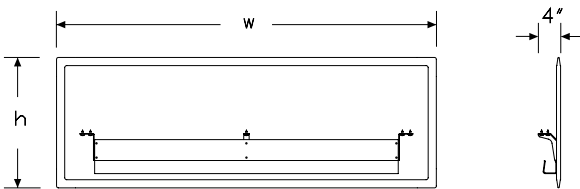
24—0.88  
30—1.07  
36—1.26  
42—1.45  
48—1.64  
54—1.83  
60—2.02  
66—2.21  
72—2.39

For heights C/D/E/F:

24—1.76  
30—2.14  
36—2.52  
42—2.90  
48—3.28  
54—3.65  
60—4.03  
66—4.41  
72—4.79

For information on multiple quantities or directional fabrics, contact COM Department. See Order Information in Appendices.

Dimensions



# Pari Screen, Height Adjustable Tables *continued*

Thrive™ Screens

Specification Information					
Step 1.					
Y1116. <div>A</div>					
Step 2. Height					
A	privacy (42" high) <div>A</div>				
B	privacy & modesty (42" high/10" below surface) <div>A</div>				
C	privacy (46" high) <div>A</div>				
D	privacy & modesty (46" high/10" below surface) <div>A</div>				
E	privacy (53" high) <div>A</div>				
F	privacy & modesty (53" high/10" below surface) <div>A</div>				
Step 3. Width					
24	24" wide <div>A</div>				
30	30" wide <div>A</div>				
36	36" wide <div>A</div>				
42	42" wide <div>A</div>				
48	48" wide <div>A</div>				
54	54" wide <div>A</div>				
60	60" wide <div>A</div>				
66	66" wide <div>A</div>				
72	72" wide <div>A</div>				
Step 4. Surface Material					
For 24" wide (24), 30" wide (30), 36" wide (36), 42" wide (42), or 48" wide (48)					
R	tackable fabric, horizontal <div>A</div>				
T	tackable fabric <div>A</div>				
D	tackable fabric, horizontal with MicrobeCare™ <div>A</div>				
E	tackable fabric with MicrobeCare™ <div>A</div>				
For 54" wide (54), 60" wide (60), 66" wide (66), or 72" wide (72)					
R	tackable fabric, horizontal <div>A</div>				
D	tackable fabric, horizontal with MicrobeCare™ <div>A</div>				
Prices for Steps 1-4.					
		R	T	D	E
Y1116. A	24	\$539	539	606	606
	30	\$626	626	691	691
	36	\$650	650	716	716
	42	\$689	689	756	756
	48	\$714	714	781	781
	54	\$784	—	850	—
	60	\$842	—	909	—
	66	\$900	—	968	—
	72	\$950	—	1015	—

<b>B</b>	<b>24</b>	\$651	651	717	717
	<b>30</b>	\$698	698	763	763
	<b>36</b>	\$742	742	807	807
	<b>42</b>	\$784	784	850	850
	<b>48</b>	\$870	870	936	936
	<b>54</b>	\$979	—	1045	—
	<b>60</b>	\$1004	—	1070	—
	<b>66</b>	\$1080	—	1147	—
	<b>72</b>	\$1107	—	1174	—
<b>C</b>	<b>24</b>	\$613	613	679	679
	<b>30</b>	\$656	656	722	722
	<b>36</b>	\$702	702	768	768
	<b>42</b>	\$745	745	811	811
	<b>48</b>	\$823	823	888	888
	<b>54</b>	\$905	—	970	—
	<b>60</b>	\$1008	—	1074	—
	<b>66</b>	\$1057	—	1123	—
	<b>72</b>	\$1100	—	1165	—
<b>D</b>	<b>24</b>	\$788	788	853	853
	<b>30</b>	\$830	830	896	896
	<b>36</b>	\$874	874	940	940
	<b>42</b>	\$918	918	984	984
	<b>48</b>	\$987	987	1055	1055
	<b>54</b>	\$1035	—	1101	—
	<b>60</b>	\$1097	—	1163	—
	<b>66</b>	\$1152	—	1218	—
	<b>72</b>	\$1182	—	1247	—
<b>E</b>	<b>24</b>	\$806	806	872	872
	<b>30</b>	\$850	850	916	916
	<b>36</b>	\$894	894	959	959
	<b>42</b>	\$964	964	1031	1031
	<b>48</b>	\$992	992	1059	1059
	<b>54</b>	\$1048	—	1116	—
	<b>60</b>	\$1069	—	1136	—
	<b>66</b>	\$1096	—	1162	—
	<b>72</b>	\$1121	—	1187	—
<b>F</b>	<b>24</b>	\$888	888	954	954
	<b>30</b>	\$931	931	998	998
	<b>36</b>	\$976	976	1042	1042
	<b>42</b>	\$1020	1020	1086	1086
	<b>48</b>	\$1098	1098	1164	1164
	<b>54</b>	\$1136	—	1201	—
	<b>60</b>	\$1178	—	1244	—
	<b>66</b>	\$1274	—	1339	—
	<b>72</b>	\$1299	—	1365	—

# Pari Screen, Height Adjustable Tables *continued*

## Step 5. Cable Trough

*For privacy & modesty (42" high/10" below surface) (B), privacy & modesty (46" high/10" below surface) (D), or privacy & modesty (53" high/10" below surface) (F)*

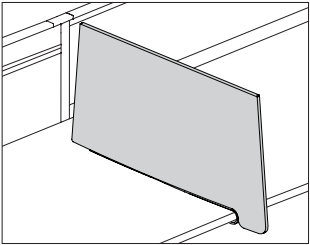
<b>NC</b>	no cable way <input type="checkbox"/>	+\$0
<b>CW</b>	cable way <input type="checkbox"/>	+\$25

## Step 6. Fabric

Price Category 1	<input type="checkbox"/>	+\$0
Price Category 2	<input type="checkbox"/>	+\$23
Price Category 3	<input type="checkbox"/>	+\$49
Price Category 5	<input type="checkbox"/>	+\$162
Price Category B	<input type="checkbox"/>	+\$86
Price Category C	<input type="checkbox"/>	+\$121
Price Category E	<input type="checkbox"/>	+\$182

Personal Side Screen

Y1117.



Product Information

**Description**

This side screen has a tackable surface and slips onto the front of most HermanMiller work surfaces to provide visual privacy on tables, benches, and systems product. It attaches without tools and can be secured in place with screws on the underside of the surface. Clamp finish is graphite.

**Notes**

Screen height is 13" above work surface.

Screen is not compatible with Layout Studio®.

Screen can be used with work surfaces up to 1 1/4" thick.

Bottom of attachment bracket extends 1 1/2" below work surface.

Screen accepts Customer's Own Material (COM). Yardage is estimated for nondirectional 54"-wide fabrics.

For vertical fabric direction (T):

Height—Yardage

13—0.94

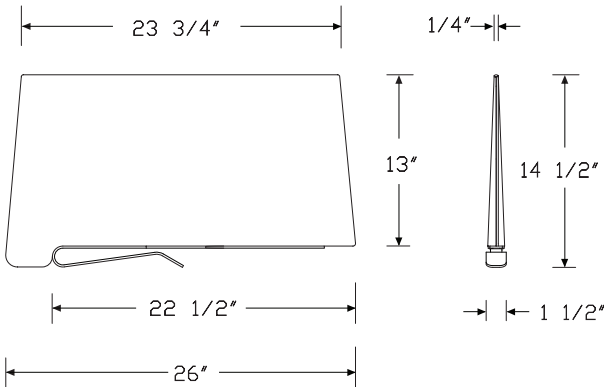
For horizontal fabric direction (R):

Height—Yardage

13—1.00

For information on multiple quantities or directional fabrics, contact COM Department. See Order Information in Appendices.

Dimensions

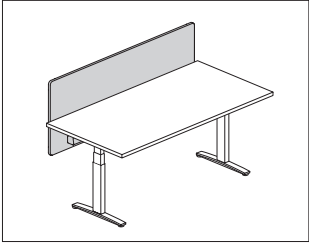


Specification Information

Step 1.		
Y1117. <span>A</span>		
Step 2. Height		
13	13" high	<span>A</span>
Step 3. Surface Material		
R	tackable fabric, horizontal	<span>A</span>
T	tackable fabric	<span>A</span>
Prices for Steps 1-3.		
	R	T
Y1117. 13	\$478	478
Step 4. Fabric		
Price Category 1	<span>A</span>	+\$0
Price Category 2	<span>A</span>	+\$13
Price Category 3	<span>A</span>	+\$28
Price Category 4	<span>A</span>	+\$53
Price Category 5	<span>A</span>	+\$90



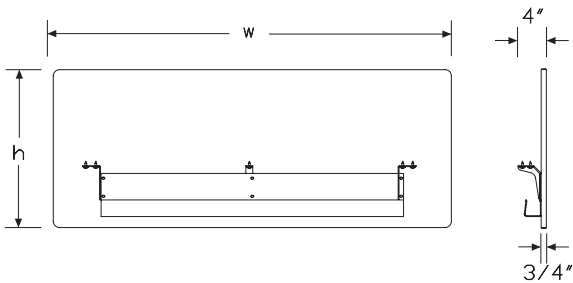
# Surface-Attached Screen, Flat Edge Y1118.



Product Information
<p><b>Description</b></p> <p>This surface-attached tackable screen attaches to an individual table, desk, or work surface. It has a frameless all-fabric design with a flat edge, and comes in privacy and modesty sizes. Attachment hardware included.</p>
<p><b>Notes</b></p> <p>Privacy and modesty panel actual width is 2" less than specified width.</p> <p>Privacy screen (A) top edge is 13" above top of work surface; bottom edge is 3 3/4" below work surface.</p> <p>Privacy &amp; modesty screen (B) top edge is 13" above top of work surface; bottom edge is 10" below work surface.</p> <p>Privacy screen (A) top edge aligns with the 42" high Canvas datum line; bottom edge is 4" below work surface.</p> <p>Privacy &amp; modesty screen (B) top edge aligns with the 42" high Canvas datum line; bottom edge is 9" below work surface.</p> <p>Privacy screen (C) top edge aligns with the 46" high Canvas datum line; bottom edge is 4" below work surface.</p> <p>Privacy &amp; modesty screen (D) top edge aligns with the 46" high Canvas datum line; bottom edge is 9" below work surface.</p> <p>Privacy screen (E) top edge aligns with the 53" high Canvas datum line; bottom edge is 4" below work surface.</p> <p>Privacy &amp; modesty screen (F) top edge aligns with the 53" high Canvas datum line; bottom edge is 9" below work surface.</p> <p>Screens 54" wide and wider include an additional 1"-wide center mounting bracket.</p> <p>Recommended mounting creates a 1" gap between back edge of surface and the screen to accommodate cable routing and the attachment or clamp-mounting of other hardware to the surface.</p> <p>Optional cable management trough is only available when specifying privacy &amp; modesty height option (B). Trough finish is graphite.</p> <p>Attachment brackets are inset from edge of screen by approximately 8" and require 2 1/2" of work surface for attachment.</p> <p>Attachment bracket finish is painted graphite.</p> <p>Screen accepts Customer's Own Material (COM). Yardage is estimated for nondirectional 54"-wide fabrics.</p> <p>For vertical fabric direction (T):</p> <p>Height—Yardage</p> <p>A—1.51</p> <p>B—1.89</p> <p>C—1.76</p> <p>D—2.14</p> <p>E—2.21</p> <p>F—2.58</p>

For horizontal fabric direction (R):
Width—Yardage
For heights A/B:
24—0.88
30—1.07
36—1.26
42—1.45
48—1.64
54—1.83
60—2.02
66—2.21
72—2.39
For heights C/D/E/F:
24—1.76
30—2.14
36—2.52
42—2.90
48—3.28
54—3.65
60—4.03
66—4.41
72—4.79
For information on multiple quantities or directional fabrics, contact COM Department. See Order Information in Appendices.

## Dimensions



# Surface-Attached Screen, Flat Edge *continued*

Thrive™ Screens

Specification Information					
Step 1.					
Y1118. <span>A</span>					
Step 2. Height					
A	privacy (42" high)	<span>A</span>			
B	privacy & modesty (42" high/ 9" below surface)	<span>A</span>			
C	privacy (46" high)	<span>A</span>			
D	privacy & modesty (46" high/ 9" below surface)	<span>A</span>			
E	privacy (53" high)	<span>A</span>			
F	privacy & modesty (53" high/ 9" below surface)	<span>A</span>			
Step 3. Width					
24	24" wide	<span>A</span>			
30	30" wide	<span>A</span>			
36	36" wide	<span>A</span>			
42	42" wide	<span>A</span>			
48	48" wide	<span>A</span>			
54	54" wide	<span>A</span>			
60	60" wide	<span>A</span>			
66	66" wide	<span>A</span>			
72	72" wide	<span>A</span>			
Step 4. Surface Material					
For 24" wide (24), 30" wide (30), 36" wide (36), 42" wide (42), or 48" wide (48)					
R	tackable fabric, horizontal	<span>A</span>			
T	tackable fabric	<span>A</span>			
D	tackable fabric, horizontal with MicrobeCare™	<span>A</span>			
E	tackable fabric with MicrobeCare™	<span>A</span>			
For 54" wide (54), 60" wide (60), 66" wide (66), or 72" wide (72)					
R	tackable fabric, horizontal	<span>A</span>			
D	tackable fabric, horizontal with MicrobeCare™	<span>A</span>			
Prices for Steps 1-4.					
		R	T	D	E
Y1118. A	24	\$375	375	441	441
	30	\$405	405	471	471
	36	\$483	483	550	550
	42	\$520	520	586	586
	48	\$557	557	622	622
	54	\$592	—	657	—
	60	\$642	—	708	—
	66	\$672	—	738	—
	72	\$716	—	782	—

B	24	\$467	467	532	532
	30	\$503	503	570	570
	36	\$539	539	606	606
	42	\$577	577	643	643
	48	\$607	607	674	674
	54	\$640	—	705	—
	60	\$662	—	728	—
	66	\$722	—	789	—
	72	\$776	—	842	—
C	24	\$468	468	534	534
	30	\$516	516	582	582
	36	\$555	555	621	621
	42	\$611	611	677	677
	48	\$685	685	750	750
	54	\$721	—	788	—
	60	\$806	—	872	—
	66	\$848	—	913	—
	72	\$909	—	975	—
D	24	\$588	588	655	655
	30	\$656	656	722	722
	36	\$732	732	797	797
	42	\$748	748	815	815
	48	\$779	779	846	846
	54	\$801	—	866	—
	60	\$887	—	953	—
	66	\$959	—	1026	—
	72	\$999	—	1065	—
E	24	\$638	638	703	703
	30	\$647	647	713	713
	36	\$665	665	731	731
	42	\$781	781	848	848
	48	\$808	808	875	875
	54	\$829	—	895	—
	60	\$866	—	932	—
	66	\$944	—	1011	—
	72	\$1005	—	1071	—
F	24	\$772	772	838	838
	30	\$781	781	848	848
	36	\$795	795	861	861
	42	\$808	808	875	875
	48	\$819	819	886	886
	54	\$830	—	896	—
	60	\$918	—	984	—
	66	\$965	—	1032	—
	72	\$1166	—	1232	—

## Surface-Attached Screen, Flat Edge *continued*

### Step 5. Cable Trough

*For privacy & modesty (42" high/ 9" below surface) (B), privacy & modesty (46" high/ 9" below surface) (D), or privacy & modesty (53" high/ 9" below surface) (F)*

<b>NC</b>	no cable way <input type="checkbox"/>	+\$0
<b>CW</b>	cable way <input type="checkbox"/>	+\$25

### Step 6. Fabric

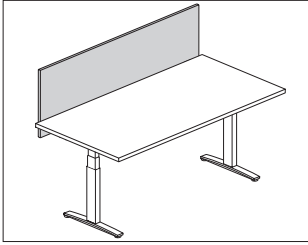
Price Category 1	<input type="checkbox"/>	+\$0
Price Category 2	<input type="checkbox"/>	+\$25
Price Category 3	<input type="checkbox"/>	+\$59
Price Category 5	<input type="checkbox"/>	+\$146
Price Category B	<input type="checkbox"/>	+\$97
Price Category C	<input type="checkbox"/>	+\$133
Price Category E	<input type="checkbox"/>	+\$182

*For tackable fabric, horizontal (R) or tackable fabric, horizontal with MicrobeCare™ (D)*

Price Category 1	<input type="checkbox"/>	+\$0
Price Category 2	<input type="checkbox"/>	+\$25
Price Category 3	<input type="checkbox"/>	+\$59
Price Category 5	<input type="checkbox"/>	+\$146
Price Category B	<input type="checkbox"/>	+\$97
Price Category C	<input type="checkbox"/>	+\$133

# Laminate Screen, Surface Attached

Y1120.



## Product Information

### Description

This screen attaches to an individual height adjustable work surface. It has a laminate surface with frameless design and comes in privacy and modesty sizes. Attachment hardware included.

### Notes

Privacy and modesty panel actual width is 2" less than specified width.

Privacy screen (13A) top edge aligns with the 42"-high Canvas datum line; bottom edge is 4" below work surface.

Privacy & modesty screen (13B) top edge aligns with the 42"-high Canvas datum line; bottom edge is 11<sup>1</sup>/<sub>8</sub>" below work surface.

Screens 54" wide and wider include an additional 1"-wide center mounting bracket.

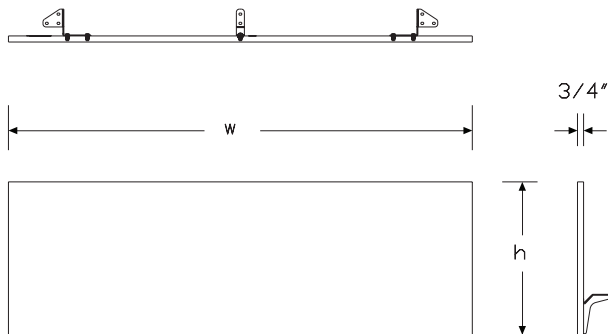
Recommended mounting creates a 1" gap between back edge of surface and the screen to accommodate cable routing and the attachment or clamp-mounting of other hardware to the surface.

Optional cable management trough is only available when specifying privacy & modesty height option (13B). Trough finish is graphite.

Attachment brackets are inset from edge of screen by approximately 8" and require 2<sup>1</sup>/<sub>2</sub>" of work surface for attachment.

Attachment bracket finish is painted graphite.

## Dimensions



## Specification Information

### Step 1.

**Y1120.**

### Step 2. Height

**13A** privacy (13<sup>1</sup>/<sub>2</sub>" above worksurface)

**13B** privacy & modesty (13<sup>1</sup>/<sub>2</sub>" above worksurface/11<sup>1</sup>/<sub>8</sub>" below worksurface)

### Step 3. Width

**24** 24" wide

**30** 30" wide

**36** 36" wide

**42** 42" wide

**48** 48" wide

**54** 54" wide

**60** 60" wide

**66** 66" wide

**72** 72" wide

### Step 4. Surface Material

**L** thermally-fused laminate

**U** thermally-fused laminate/universal edge

## Prices for Steps 1-4.

		<b>L</b>	<b>U</b>
<b>Y1120. 13A</b>	<b>24</b>	\$248	248
	<b>30</b>	\$264	264
	<b>36</b>	\$277	277
	<b>42</b>	\$291	291
	<b>48</b>	\$304	304
	<b>54</b>	\$317	317
	<b>60</b>	\$327	327
	<b>66</b>	\$337	337
	<b>72</b>	\$351	351
<b>13B</b>	<b>24</b>	\$306	306
	<b>30</b>	\$323	323
	<b>36</b>	\$339	339
	<b>42</b>	\$357	357
	<b>48</b>	\$374	374
	<b>54</b>	\$388	388
	<b>60</b>	\$404	404
	<b>66</b>	\$416	416
	<b>72</b>	\$430	430

# Laminate Screen, Surface Attached *continued*

## Step 5. Grain Direction

*For 24" wide (24), 30" wide (30), 36" wide (36), 42" wide (42), 48" wide (48), 54" wide (54), or 60" wide (60)*

<b>VTG</b>	vertical grain	+\$0
<b>HRG</b>	horizontal grain	+\$0

*For 66" wide (66) or 72" wide (72)*

<b>HRG</b>	horizontal grain	+\$0
------------	------------------	------

## Step 6. Cable Trough

*For privacy (13½" above worksurface) (13A)*

<b>NC</b>	no cable way	+\$0
-----------	--------------	------

*For privacy & modesty (13½" above worksurface/11⅛" below worksurface) (13B)*

<b>NC</b>	no cable way	+\$0
<b>CW</b>	cable way	+\$25

## Step 7. Surface Finish

<b>76</b>	light brown walnut	+\$0
<b>8Q</b>	folkstone grey	+\$0
<b>91</b>	white	+\$0
<b>98</b>	studio white	+\$0
<b>CL</b>	cool grey neutral	+\$0
<b>HM</b>	natural maple	+\$0
<b>HP</b>	light anigre	+\$0
<b>HX</b>	aged cherry	+\$0
<b>LBA</b>	clear on ash	+\$0
<b>LBR</b>	phantom ecru	+\$0
<b>LBS</b>	phantom cocoa	+\$0
<b>LBU</b>	medium matte walnut	+\$0
<b>LBV</b>	warm grey teak	+\$0
<b>LBB</b>	oak on ash	+\$0
<b>LBC</b>	walnut on ash	+\$0
<b>LBF</b>	neutral twill	+\$0
<b>LBJ</b>	graphite twill	+\$0
<b>LBQ</b>	white twill	+\$0
<b>LU</b>	soft white	+\$0
<b>WL</b>	sandstone	+\$0
<b>WN</b>	warm grey neutral	+\$0

## Step 8. Edge Finish

*For thermally-fused laminate (L)*

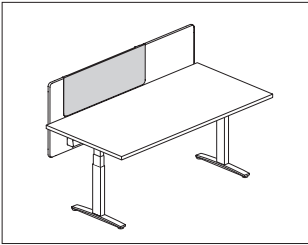
<b>76</b>	light brown walnut	+\$0
<b>8Q</b>	folkstone grey	+\$0
<b>91</b>	white	+\$0
<b>98</b>	studio white	+\$0
<b>BU</b>	black umber	+\$0
<b>CL</b>	cool grey neutral	+\$0
<b>HF</b>	inner tone light	+\$0
<b>HM</b>	natural maple	+\$0
<b>HP</b>	light anigre	+\$0
<b>HX</b>	aged cherry	+\$0
<b>LBA</b>	clear on ash	+\$0
<b>LBR</b>	phantom ecru	+\$0
<b>LBS</b>	phantom cocoa	+\$0
<b>LBU</b>	medium matte walnut	+\$0
<b>LBV</b>	warm grey teak	+\$0
<b>LBB</b>	oak on ash	+\$0
<b>LBC</b>	walnut on ash	+\$0
<b>LBF</b>	neutral twill	+\$0
<b>LBJ</b>	graphite twill	+\$0
<b>LBQ</b>	white twill	+\$0
<b>LU</b>	soft white	+\$0
<b>WL</b>	sandstone	+\$0
<b>WN</b>	warm grey neutral	+\$0

*For thermally-fused laminate/universal edge (U)*

<b>PLY</b>	plywood edge	+\$50
------------	--------------	-------

Metal Marker Board, Fabric  
Screen Attached

Y1123.



Product Information

Description

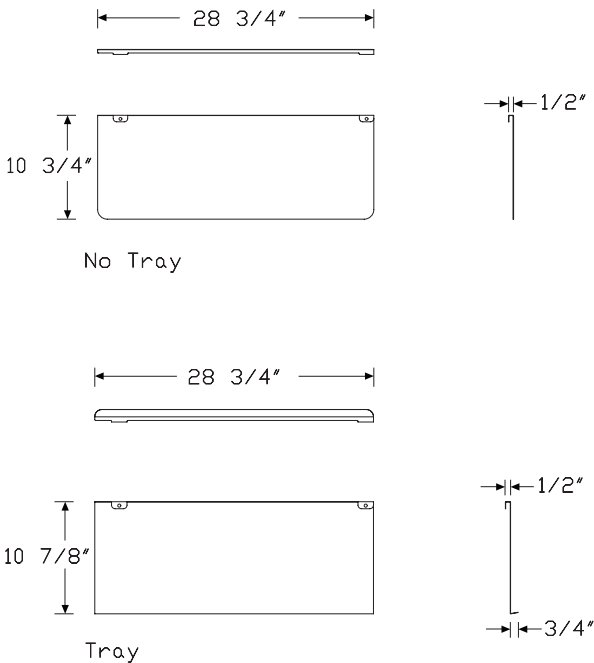
This magnetic metal board overlays an existing Pari™ or flat-edge fabric screen. It has a frameless, all-metal design with a straight edge. It accepts magnets and can be dry-erase marker writable when specified as a marker board.

Notes

Order Pari or flat edge profile fabric screen separately.  
Metal board hangs on top edge of Pari or flat edge fabric screen.  
When specifying marker board (Y1123.M) option, the marker board is an included applique magnetically applied in the field.  
Board with tray (Y1123.xxxxT) option comes with an angled 3/4" lip at bottom of board.  
For optimal use, pair with dark fabric screens.  
Order the following accessories separately:

- Magnetic document clip (YT400.)
- Magnetic name tag (YT410.05M)
- Pari screen, height adjustable table (Y1116.)
- Surface attached screen, flat edge (Y1118.)

Dimensions



Specification Information

Step 1.

**Y1123.** ☐ A

Step 2. Type

**P** painted metal ☐ A

**M** marker board ☐ A

Step 3. Height

**11** 11" high ☐ A

Step 4. Width

**24** 24" wide ☐ A

**30** 30" wide ☐ A

Step 5. Tray

**N** no tray ☐ A

**T** tray ☐ A

Prices for Steps 1-5.

	24N	24T	30N	30T
<b>Y1123. P 11</b>	\$170	170	182	182
<b>M 11</b>	\$238	238	265	265

Step 6. Finish

Metallic Paint

**MS** metallic silver ☐ A +\$0

**SNB** satin bronze ☐ A +\$10

Sand Texture Paint

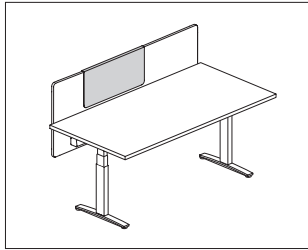
**91** white ☐ A +\$0

**G1** graphite ☐ A +\$0

Thrive™ Screens

# Metal Marker Board, Screen Attached

Y1124.



## Product Information

### Description

This magnetic metal board overlays an existing laminate, Pari™ fabric, flat-edge fabric, PET, or fabric-wrapped LDF surface-attached screen. It has a frameless, all-metal design with a straight edge. It accepts magnets and can be dry-erase marker writable when specified as a marker board.

### Notes

Order laminate, Pari or flat-edge profile fabric, PET, and fabric-wrapped LDF screens separately.

Metal board hangs on top edge of HermanMiller® laminate screen, Pari or flat-edge fabric screen, PET, and fabric-wrapped LDF screen.

When specifying marker board (Y1124.xM) option, the marker board is an included applique magnetically applied in the field.

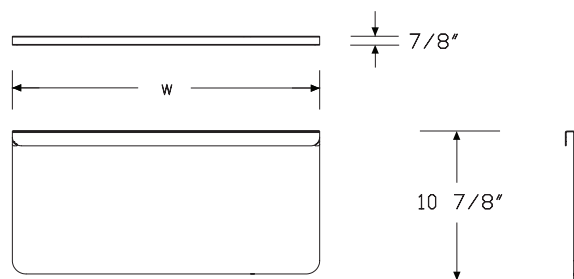
Board with tray (Y1124.FxxxxT) option comes with an angled 3/4" lip at bottom of board.

For optimal use, pair with dark fabric screens.

Order the following accessories separately:

- Magnetic document clip (YT400.)
- Magnetic name tag (YT410.05M)
- Pari screen, height adjustable table (Y1116.)
- Surface attached screen, flat edge (Y1118.)
- Laminate screen, surface attached (Y1120.)

## Dimensions



## Specification Information

### Step 1.

**Y1124.** [A]

### Step 2. Screen Attachment Type

**D** thin profile fabric screen [A]  
**L** laminate [A]  
**E** PET [A]  
**F** fabric [A]

### Step 3. Surface Finish

**P** painted metal [A]  
**M** marker board [A]

### Step 4. Height

**11** 11" high [A]

### Step 5. Width

**24** 24" wide [A]  
**30** 30" wide [A]

### Step 6. Tray

*For thin profile fabric screen (D), laminate (L), or PET (E)*

**N** no tray [A]

*For fabric (F)*

**N** no tray [A]  
**T** tray [A]

### Prices for Steps 1-6.

		1124N	1124T	1130N	1130T
<b>Y1124. D</b>	<b>P</b>	\$170	—	182	—
	<b>M</b>	\$238	—	265	—
<b>L</b>	<b>P</b>	\$135	—	148	—
	<b>M</b>	\$238	—	265	—
<b>E</b>	<b>P</b>	\$170	—	182	—
	<b>M</b>	\$238	—	265	—
<b>F</b>	<b>P</b>	\$170	170	182	182
	<b>M</b>	\$238	238	265	265

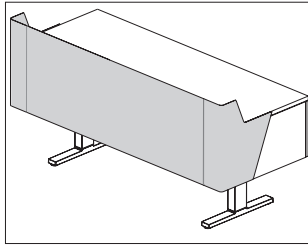
Metal Marker Board, Screen  
Attached *continued*

Thrive™ Screens

Step 7. Finish		
CN	metallic champagne <input type="checkbox"/> A	+\$0
EH	metallic bronze <input type="checkbox"/> A	+\$0
MS	metallic silver <input type="checkbox"/> A	+\$0
SNA	satin aluminum <input type="checkbox"/> A	+\$10
SNB	satin bronze <input type="checkbox"/> A	+\$10
SNC	satin carbon <input type="checkbox"/> A	+\$10
8Q	folkstone grey <input type="checkbox"/> A	+\$0
91	white <input type="checkbox"/> A	+\$0
98	studio white <input type="checkbox"/> A	+\$0
BK	black <input type="checkbox"/> A	+\$0
CL	cool grey neutral <input type="checkbox"/> A	+\$0
G1	graphite <input type="checkbox"/> A	+\$0
WL	sandstone <input type="checkbox"/> A	+\$0
WN	warm grey neutral <input type="checkbox"/> A	+\$0



# Vista Privacy + Modesty Screen - Y1130. Double Sided, Height Adjustable Table



## Product Information

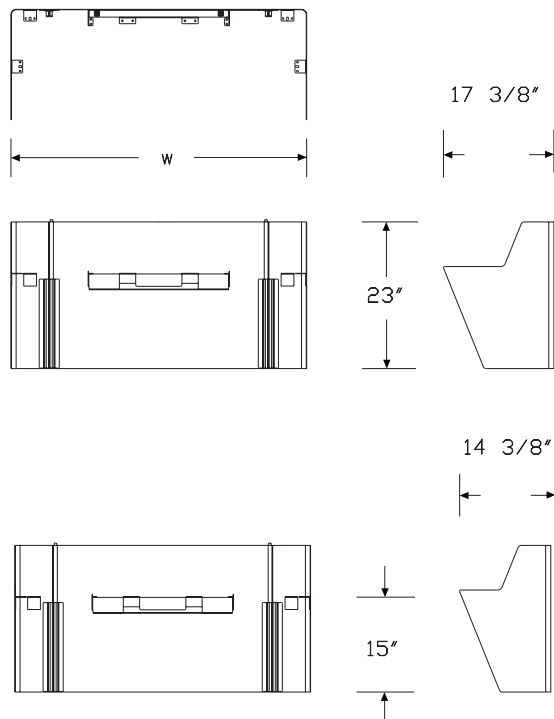
### Description

This sheet metal privacy + modesty screen attaches to a Motia® Vista™ height adjustable table. The screen wraps around both ends of the work surface. Attachment hardware included.

### Notes

Actual screen width is 2" less than specified width.  
Privacy top edge is 7" above top of work surface at a 36" datum height.  
Bottom edge of screen is 15" below top of work surface.  
Recommended mounting creates a 1" gap between back edge of surface and the screen to accommodate cable routing and the attachment or clamp-mounting of other hardware to the surface.  
There is not enough clearance for an open frame screen (FG345.) to be mounted above the work surface.

### Dimensions



## Specification Information

### Step 1.

**Y1130.** [A]

### Step 2. Height

**A36** 36" high/15" below work surface [A]

### Step 3. Depth

**24** 24" deep [A]

**30** 30" deep [A]

### Step 4. Width

**48** 48" wide [A]

**54** 54" wide [A]

**60** 60" wide [A]

**66** 66" wide [A]

**72** 72" wide [A]

### Prices for Steps 1-4.

	48	54	60	66	72
<b>Y1130. A36 24</b>	\$970	1009	1049	1099	1161
<b>30</b>	\$1014	1055	1096	1151	1206

### Step 5. Screen Finish

#### Smooth Paint

<b>8Q</b>	folkstone grey [A]	+\$0
<b>91</b>	white [A]	+\$0
<b>98</b>	studio white [A]	+\$0
<b>CL</b>	cool grey neutral [A]	+\$0
<b>WL</b>	sandstone [A]	+\$0
<b>WN</b>	warm grey neutral [A]	+\$0

#### Metallic Paint

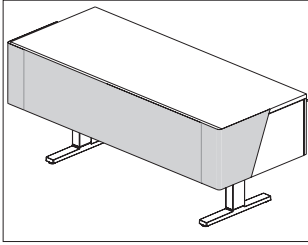
<b>SNA</b>	satin aluminum [A]	+\$10
<b>SNB</b>	satin bronze [A]	+\$10
<b>SNC</b>	satin carbon [A]	+\$10
<b>CN</b>	metallic champagne [A]	+\$0
<b>EH</b>	metallic bronze [A]	+\$0
<b>MS</b>	metallic silver [A]	+\$0

#### Sand Texture Paint

<b>BK</b>	black [A]	+\$0
<b>G1</b>	graphite [A]	+\$0

# Vista Modesty Screen - Double Sided, Height Adjustable Table

Y1131.



## Product Information

### Description

This sheet metal modesty screen attaches to a Motia® Vista™ height adjustable table. The screen wraps around both ends of the work surface. Attachment hardware included.

### Notes

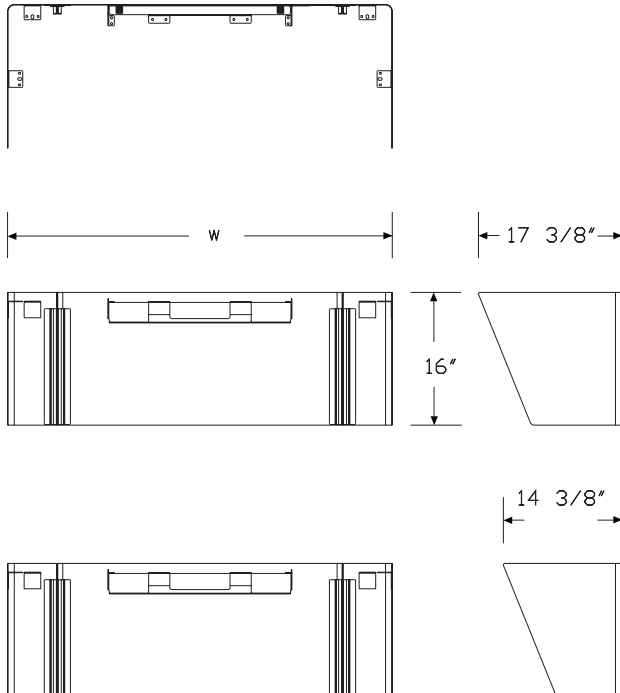
Actual screen width is 2" less than specified width.

Bottom edge of screen is 15" below top of work surface.

Recommended mounting creates a 1" gap between back edge of surface and the screen to accommodate cable routing and the attachment or clamp-mounting of other hardware to the surface.

There is enough clearance for an open frame screen (FG345.) to be mounted above the work surface. Order separately.

## Dimensions



## Specification Information

### Step 1.

**Y1131.** ☐ A

### Step 2. Depth

**24** 24" deep ☐ A

**30** 30" deep ☐ A

### Step 3. Width

**48** 48" wide ☐ A

**54** 54" wide ☐ A

**60** 60" wide ☐ A

**66** 66" wide ☐ A

**72** 72" wide ☐ A

### Prices for Steps 1-3.

	48	54	60	66	72
<b>Y1131. 24</b>	\$790	808	825	900	974
<b>30</b>	\$817	834	850	925	1002

### Step 4. Screen Finish

#### Smooth Paint

<b>8Q</b>	folkstone grey <input type="checkbox"/> A	+\$0
<b>91</b>	white <input type="checkbox"/> A	+\$0
<b>98</b>	studio white <input type="checkbox"/> A	+\$0
<b>CL</b>	cool grey neutral <input type="checkbox"/> A	+\$0
<b>WL</b>	sandstone <input type="checkbox"/> A	+\$0
<b>WN</b>	warm grey neutral <input type="checkbox"/> A	+\$0

#### Metallic Paint

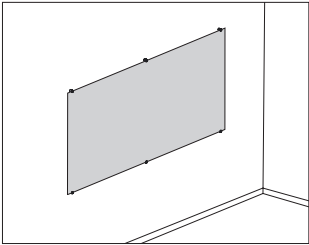
<b>SNA</b>	satin aluminum <input type="checkbox"/> A	+\$10
<b>SNB</b>	satin bronze <input type="checkbox"/> A	+\$10
<b>SNC</b>	satin carbon <input type="checkbox"/> A	+\$10
<b>CN</b>	metallic champagne <input type="checkbox"/> A	+\$0
<b>EH</b>	metallic bronze <input type="checkbox"/> A	+\$0
<b>MS</b>	metallic silver <input type="checkbox"/> A	+\$0

#### Sand Texture Paint

<b>BK</b>	black <input type="checkbox"/> A	+\$0
<b>G1</b>	graphite <input type="checkbox"/> A	+\$0

Glass White Board

Y7232.



**Product Information**

Description

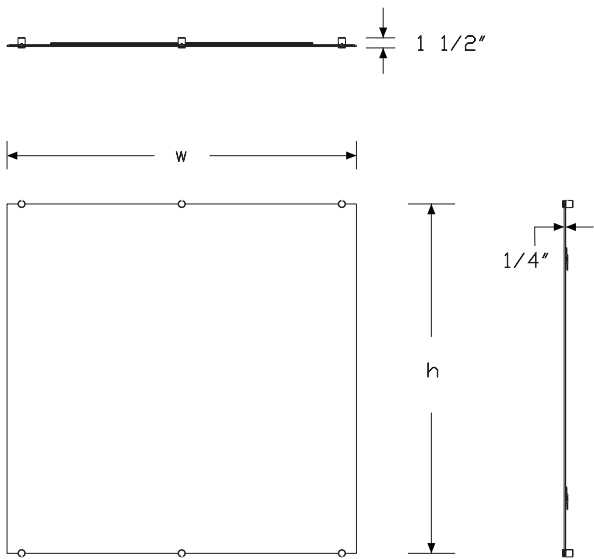
This glass white board is designed to mount to an architectural wall. It provides writable surface that can be magnetic or nonmagnetic.

Notes

Attachment hardware not included. Hardware depends on type of wall intended for attachment.

For optimal magnetic performance, use rare earth magnets with glass markerboard.

Dimensions



**Specification Information**

Step 1.

Y7232.

Step 2. Corner Profile

S square corner

Step 3. Height

24 24" high

36 36" high

48 48" high

Step 4. Width

For 24" high (24)

36 36" wide

For 36" high (36)

48 48" wide

For 48" high (48)

48 48" wide

60 60" wide

72 72" wide

96 96" wide

Step 5. Type

M magnetic

N non-magnetic

Prices for Steps 1-5.

		36M	36N	48M	48N	60M	60N
Y7232. S	24	\$1074	1001	—	—	—	—
	36	—	—	\$2213	2060	—	—
	48	—	—	\$3180	2956	4008	3728
				72M	72N	96M	96N
Y7232. S	48			\$4838	4499	6425	5978

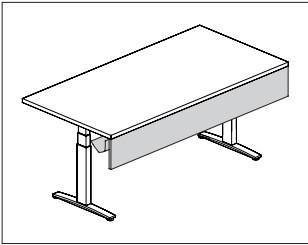
Step 6. Attachment Method

1 edge grip clip +\$0

2 rear hanger bracket +\$0

# Modesty Panel

Y1113.

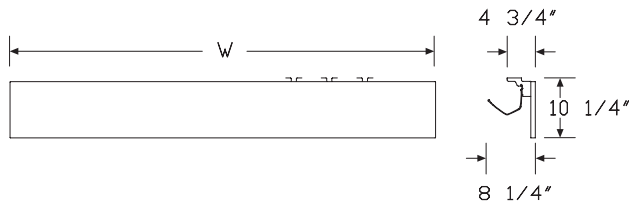


## Product Information

**Description**  
This modesty panel attaches to a table, desk, peninsula, or work surface. It has a solid MDF core with a laminate or veneer surface, aluminum top rail and attachment brackets. Cable trough is optional. Attachment hardware included.

**Notes**  
Specify modesty panel to be equal to surface width, or 6" less than surface width of a height adjustable table.  
Modesty panel dimension is approximately 10" high with width specified in step 1. Actual width 1/4" less than specified value.  
Modesty panel is field installed.  
Brackets are located to work with Connect™ 2-circuit power system.  
Modesty panel (Y1113.) may impede ideal folding functionality of flip top table (DT5Ax.). For use with flip top table, modesty panel (Y1114.) is recommended. It comes only with a fabric surface.

## Dimensions



## Specification Information

**Step 1.**  
**Y1113.**

### Step 2. Width

<b>24</b>	24" wide
<b>30</b>	30" wide
<b>36</b>	36" wide
<b>42</b>	42" wide
<b>48</b>	48" wide
<b>54</b>	54" wide
<b>60</b>	60" wide
<b>66</b>	66" wide
<b>72</b>	72" wide

### Step 3. Cable Trough

<b>N</b>	without added cable trough
<b>Y</b>	with added cable trough

### Step 4. Surface Material

<b>L</b>	thermally-fused laminate top/thermoplastic edge
<b>W</b>	veneer top/veneer edge

### Prices for Steps 1-4.

		<b>L</b>	<b>W</b>
<b>Y1113. 24</b>	<b>N</b>	\$267	472
	<b>Y</b>	\$474	699
<b>30</b>	<b>N</b>	\$291	529
	<b>Y</b>	\$537	800
<b>36</b>	<b>N</b>	\$317	587
	<b>Y</b>	\$583	880
<b>42</b>	<b>N</b>	\$343	645
	<b>Y</b>	\$641	972
<b>48</b>	<b>N</b>	\$368	705
	<b>Y</b>	\$700	1068
<b>54</b>	<b>N</b>	\$396	764
	<b>Y</b>	\$761	1160
<b>60</b>	<b>N</b>	\$421	820
	<b>Y</b>	\$820	1252
<b>66</b>	<b>N</b>	\$421	877
	<b>Y</b>	\$879	1345
<b>72</b>	<b>N</b>	\$455	935
	<b>Y</b>	\$936	1437

## Step 5. Finish

*For thermally-fused laminate top/thermoplastic edge (L)*

<b>76</b>	light brown walnut	+\$0
<b>8Q</b>	folkstone grey	+\$0
<b>91</b>	white	+\$0
<b>98</b>	studio white	+\$0
<b>CL</b>	cool grey neutral	+\$0
<b>G1</b>	graphite	+\$0
<b>HM</b>	natural maple	+\$0
<b>HP</b>	light anigre	+\$0
<b>HX</b>	aged cherry	+\$0
<b>LBA</b>	clear on ash	+\$0
<b>LBB</b>	oak on ash	+\$0
<b>LBC</b>	walnut on ash	+\$0
<b>LBF</b>	neutral twill	+\$0
<b>LBJ</b>	graphite twill	+\$0
<b>LBQ</b>	white twill	+\$0
<b>LBR</b>	phantom ecru	+\$0
<b>LBS</b>	phantom cocoa	+\$0
<b>LBU</b>	medium matte walnut	+\$0
<b>LBV</b>	warm grey teak	+\$0
<b>LU</b>	soft white	+\$0
<b>WL</b>	sandstone	+\$0
<b>WN</b>	warm grey neutral	+\$0

*For veneer top/veneer edge (W)*

<b>2U</b>	light brown walnut	+\$0
<b>40</b>	dark brown walnut	+\$0
<b>UL</b>	natural maple	+\$0

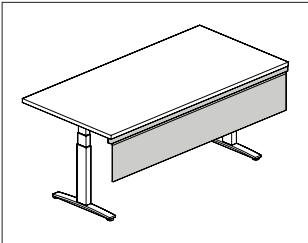
## Step 6. Edge Finish

*For thermally-fused laminate top/thermoplastic edge (L)*

<b>76</b>	light brown walnut	+\$0
<b>8Q</b>	folkstone grey	+\$0
<b>91</b>	white	+\$0
<b>98</b>	studio white	+\$0
<b>BU</b>	black umber	+\$0
<b>CL</b>	cool grey neutral	+\$0
<b>G2</b>	graphite satin	+\$0
<b>HF</b>	inner tone light	+\$0
<b>HM</b>	natural maple	+\$0
<b>HP</b>	light anigre	+\$0
<b>HX</b>	aged cherry	+\$0
<b>LBA</b>	clear on ash	+\$0
<b>LBB</b>	oak on ash	+\$0
<b>LBC</b>	walnut on ash	+\$0
<b>LBF</b>	neutral twill	+\$0
<b>LBJ</b>	graphite twill	+\$0
<b>LBQ</b>	white twill	+\$0
<b>LBR</b>	phantom ecru	+\$0
<b>LBS</b>	phantom cocoa	+\$0
<b>LBU</b>	medium matte walnut	+\$0
<b>LBV</b>	warm grey teak	+\$0
<b>LU</b>	soft white	+\$0
<b>WL</b>	sandstone	+\$0
<b>WN</b>	warm grey neutral	+\$0

Fabric Modesty Panel

Y1114.



Product Information

Description

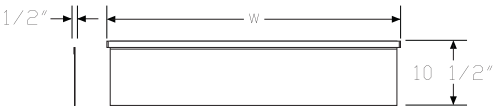
This modesty panel attaches to a table, desk, peninsula, or work surface. It has a fabric surface with aluminum top rail and attachment brackets. Attachment hardware included.

Notes

Specify modesty panel to be equal to surface width, or 6" less than surface width of a height adjustable table.

For use with flip top table (DT5Ax.), modesty panel (Y1114.) is recommended to enable optimal folding functionality of the table.

Dimensions



Specification Information

Step 1.

Y1114. A

Step 2. Width

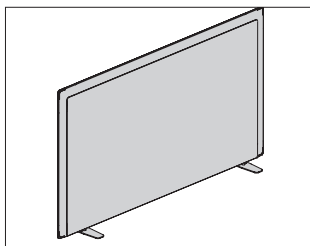
24	24" wide	<span>A</span>
30	30" wide	<span>A</span>
36	36" wide	<span>A</span>
42	42" wide	<span>A</span>
48	48" wide	<span>A</span>
54	54" wide	<span>A</span>
60	60" wide	<span>A</span>
66	66" wide	<span>A</span>
72	72" wide	<span>A</span>

Prices for Steps 1-2.

Y1114. 24	\$243
30	\$266
36	\$288
42	\$304
48	\$324
54	\$364
60	\$383
66	\$404
72	\$420

Step 3. Fabric

Price Category 4	+\$28
------------------	-------



### Product Information

#### Description

This movable, tackable screen sits on top of work surfaces to extend the overall height and provide boundary and privacy on tables, benches and systems products. It has a frameless all-fabric design and is freestanding. Base finish available in folkstone grey or black.

#### Notes

Datum heights reflect placement on 29"-high fixed-height work surface and align with Canvas datum lines. Screen can be used on fixed, level work surface.

Specify width of screen to match width of work surface.

Screen heights are nominal. Actual screen heights are: 12 $\frac{1}{2}$ " (14), 16 $\frac{1}{2}$ " (18), and 23 $\frac{1}{2}$ " (25).

Screen accepts Customer's Own Material (COM). Yardage is estimated for directional, 54" wide fabrics.

For vertical fabric direction (T, E):

Height—Yardage

14—1.17

18—1.42

25—1.83

For horizontal fabric direction (R, D):

Width—Yardage

42—1.51

48—1.70

54—1.89

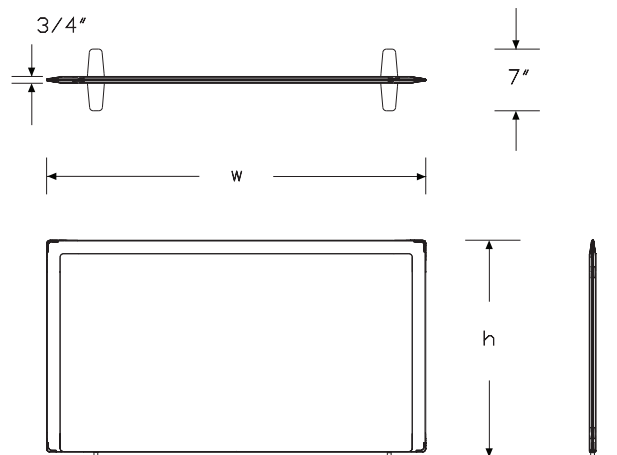
60—2.08

66—2.27

72—2.46

For information on multiple quantities or directional fabrics, contact COM Department. See Order Information in appendices.

### Dimensions



Thrive™ Screens

## Specification Information

## Step 1.

Y1141.

## Step 2. Height

<b>14</b>	14" high (to reach 42" datum)
<b>18</b>	18" high (to reach 46" datum)
<b>25</b>	25" high (to reach 53" datum)

## Step 3. Width

<b>42</b>	42" wide
<b>48</b>	48" wide
<b>54</b>	54" wide
<b>60</b>	60" wide
<b>66</b>	66" wide
<b>72</b>	72" wide

## Step 4. Surface Material

## For 42" wide (42) or 48" wide (48)

<b>D</b>	tackable fabric, horizontal with MicrobeCare™
<b>E</b>	tackable fabric with MicrobeCare™
<b>R</b>	tackable fabric, horizontal
<b>T</b>	tackable fabric

## For 54" wide (54), 60" wide (60), 66" wide (66), or 72" wide (72)

<b>D</b>	tackable fabric, horizontal with MicrobeCare™
<b>R</b>	tackable fabric, horizontal

## Prices for Steps 1-4.

	<b>D</b>	<b>E</b>	<b>R</b>	<b>T</b>
<b>Y1141. 14 42</b>	\$775	775	710	710
<b>48</b>	\$800	800	734	734
<b>54</b>	\$823	—	759	—
<b>60</b>	\$848	—	784	—
<b>66</b>	\$887	—	821	—
<b>72</b>	\$936	—	871	—
<b>18 42</b>	\$936	936	871	871
<b>48</b>	\$960	960	896	896
<b>54</b>	\$985	—	921	—
<b>60</b>	\$1011	—	946	—
<b>66</b>	\$1047	—	982	—
<b>72</b>	\$1096	—	1030	—

<b>25 42</b>	\$1064	1064	1000	1000
<b>48</b>	\$1088	1088	1024	1024
<b>54</b>	\$1114	—	1049	—
<b>60</b>	\$1139	—	1074	—
<b>66</b>	\$1175	—	1110	—
<b>72</b>	\$1224	—	1160	—

## Step 5. Base Finish

<b>8Q</b>	folkstone grey	+\$0
<b>BK</b>	black	+\$0

## Step 6. Fabric

## For 14" high (to reach 42" datum) (14) with 42" wide (42)

Price Category 1	+\$0
Price Category 2	+\$36
Price Category 3	+\$86
Price Category 4	+\$155
Price Category 5	+\$263
Price Category B	+\$149
Price Category C	+\$203
Price Category E	+\$305

## For 14" high (to reach 42" datum) (14) with 48" wide (48)

Price Category 1	+\$0
Price Category 2	+\$41
Price Category 3	+\$98
Price Category 4	+\$174
Price Category 5	+\$296
Price Category B	+\$169
Price Category C	+\$228
Price Category E	+\$344

## For 18" high (to reach 46" datum) (18) or 25" high (to reach 53" datum) (25) with 42" wide (42)

Price Category 1	+\$0
Price Category 2	+\$36
Price Category 3	+\$86
Price Category 4	+\$155
Price Category 5	+\$263
Price Category B	+\$149
Price Category C	+\$203
Price Category E	+\$305



*For 18" high (to reach 46" datum) (18) or 25" high (to reach 53" datum) (25) with 48" wide (48)*

Price Category 1	+\$0
Price Category 2	+\$41
Price Category 3	+\$98
Price Category 4	+\$174
Price Category 5	+\$296
Price Category B	+\$169
Price Category C	+\$228
Price Category E	+\$344

*For 14" high (to reach 42" datum) (14) with 54" wide (54)*

Price Category 1	+\$0
Price Category 2	+\$48
Price Category 3	+\$115
Price Category 4	+\$204
Price Category 5	+\$347
Price Category B	+\$197
Price Category C	+\$266
Price Category E	+\$403

*For 14" high (to reach 42" datum) (14) with 60" wide (60)*

Price Category 1	+\$0
Price Category 2	+\$52
Price Category 3	+\$126
Price Category 4	+\$224
Price Category 5	+\$382
Price Category B	+\$217
Price Category C	+\$294
Price Category E	+\$444

*For 14" high (to reach 42" datum) (14) with 66" wide (66)*

Price Category 1	+\$0
Price Category 2	+\$56
Price Category 3	+\$138
Price Category 4	+\$245
Price Category 5	+\$418
Price Category B	+\$236
Price Category C	+\$320
Price Category E	+\$484

*For 14" high (to reach 42" datum) (14) with 72" wide (72)*

Price Category 1	+\$0
Price Category 2	+\$61
Price Category 3	+\$149
Price Category 4	+\$265
Price Category 5	+\$451
Price Category B	+\$256
Price Category C	+\$347
Price Category E	+\$523

*For 18" high (to reach 46" datum) (18) or 25" high (to reach 53" datum) (25) with 54" wide (54)*

Price Category 1	+\$0
Price Category 2	+\$48
Price Category 3	+\$115
Price Category 4	+\$204
Price Category 5	+\$347
Price Category B	+\$197
Price Category C	+\$266
Price Category E	+\$403

*For 18" high (to reach 46" datum) (18) or 25" high (to reach 53" datum) (25) with 60" wide (60)*

Price Category 1	+\$0
Price Category 2	+\$52
Price Category 3	+\$126
Price Category 4	+\$224
Price Category 5	+\$382
Price Category B	+\$217
Price Category C	+\$294
Price Category E	+\$444

*For 18" high (to reach 46" datum) (18) or 25" high (to reach 53" datum) (25) with 66" wide (66)*

Price Category 1	+\$0
Price Category 2	+\$56
Price Category 3	+\$138
Price Category 4	+\$245
Price Category 5	+\$418
Price Category B	+\$236
Price Category C	+\$320
Price Category E	+\$484

---

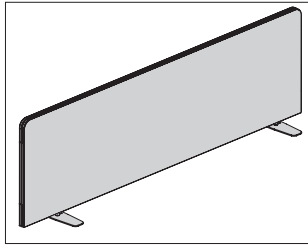
*For 18" high (to reach 46" datum) (18) or 25" high (to reach 53" datum) (25) with 72" wide (72)*

---

Price Category 1	+\$0
Price Category 2	+\$61
Price Category 3	+\$149
Price Category 4	+\$265
Price Category 5	+\$451
Price Category B	+\$256
Price Category C	+\$347
Price Category E	+\$523

Thrive™ Screens

# OE1 Movable Screen, Flat Edge Y1142.



## Product Information

### Description

This movable, tackable screen sits on top of work surfaces to extend the overall height and provide boundary and privacy on tables, benches and systems products. It has a frameless all-fabric design with a flat edge and is freestanding. Base finish available in folkstone grey or black.

### Notes

Datum heights reflect placement on 29"-high fixed-height work surface and align with Canvas datum lines. Screen can be used on fixed, level work surface.

Specify width of screen to match width of work surface.

Screen heights are nominal. Actual screen heights are: 12<sup>1</sup>/<sub>2</sub>" (14), 16<sup>1</sup>/<sub>2</sub>" (18), and 23<sup>1</sup>/<sub>2</sub>" (25).

Screen accepts Customer's Own Material (COM). Yardage is estimated for directional, 54" wide fabrics.

For vertical fabric direction (T, E):

Height—Yardage

14—1.17

18—1.42

25—1.83

For horizontal fabric direction (R, D):

Width—Yardage

42—1.51

48—1.70

54—1.89

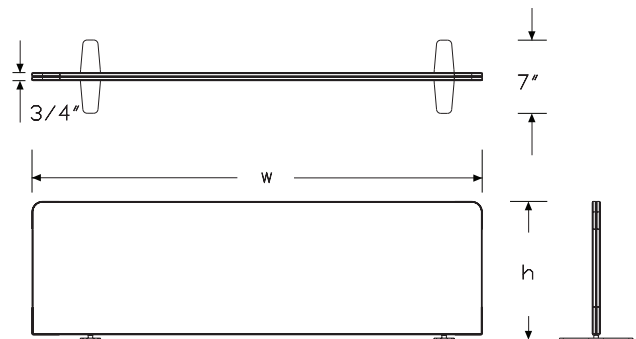
60—2.08

66—2.27

72—2.46

For information on multiple quantities or directional fabrics, contact COM Department. See Order Information in appendices.

## Dimensions



Thrive™ Screens

# OE1 Movable Screen, Flat Edge

continued

Thrive™ Screens

Specification Information					
Step 1.					
Y1142.					
Step 2. Height					
14	14" high (to reach 42" datum)				
18	18" high (to reach 46" datum)				
25	25" high (to reach 53" datum)				
Step 3. Width					
42	42" wide				
48	48" wide				
54	54" wide				
60	60" wide				
66	66" wide				
72	72" wide				
Step 4. Surface Material					
For 42" wide (42) or 48" wide (48)					
D	tackable fabric, horizontal with MicrobeCare™				
E	tackable fabric with MicrobeCare™				
R	tackable fabric, horizontal				
T	tackable fabric				
For 54" wide (54), 60" wide (60), 66" wide (66), or 72" wide (72)					
D	tackable fabric, horizontal with MicrobeCare™				
R	tackable fabric, horizontal				
Prices for Steps 1-4.					
		D	E	R	T
Y1142. 14	42	\$610	610	546	546
	48	\$635	635	571	571
	54	\$661	—	596	—
	60	\$685	—	620	—
	66	\$723	—	658	—
	72	\$773	—	707	—
18	42	\$734	734	669	669
	48	\$759	759	695	695
	54	\$784	—	719	—
	60	\$809	—	744	—
	66	\$846	—	781	—
	72	\$896	—	832	—

<b>25 42</b>	\$834	834	769	769
<b>48</b>	\$858	858	793	793
<b>54</b>	\$882	—	818	—
<b>60</b>	\$907	—	843	—
<b>66</b>	\$946	—	880	—
<b>72</b>	\$994	—	930	—

Step 5. Base Finish				
<b>8Q</b>	folkstone grey			+\$0
<b>BK</b>	black			+\$0

Step 6. Fabric				
<i>For 14" high (to reach 42" datum) (14) with 42" wide (42)</i>				
Price Category 1				+\$0
Price Category 2				+\$36
Price Category 3				+\$86
Price Category 4				+\$155
Price Category 5				+\$263
Price Category B				+\$149
Price Category C				+\$203
Price Category E				+\$305

<i>For 14" high (to reach 42" datum) (14) with 48" wide (48)</i>				
Price Category 1				+\$0
Price Category 2				+\$41
Price Category 3				+\$98
Price Category 4				+\$174
Price Category 5				+\$296
Price Category B				+\$169
Price Category C				+\$228
Price Category E				+\$344

<i>For 18" high (to reach 46" datum) (18) or 25" high (to reach 53" datum) (25) with 42" wide (42)</i>				
Price Category 1				+\$0
Price Category 2				+\$36
Price Category 3				+\$86
Price Category 4				+\$155
Price Category 5				+\$263
Price Category B				+\$149
Price Category C				+\$203
Price Category E				+\$305

# OE1 Movable Screen, Flat Edge

continued

## For 18" high (to reach 46" datum) (18) or 25" high (to reach 53" datum) (25) with 48" wide (48)

Price Category 1	+\$0
Price Category 2	+\$41
Price Category 3	+\$98
Price Category 4	+\$174
Price Category 5	+\$296
Price Category B	+\$169
Price Category C	+\$228
Price Category E	+\$344

## For 14" high (to reach 42" datum) (14) with 54" wide (54)

Price Category 1	+\$0
Price Category 2	+\$48
Price Category 3	+\$115
Price Category 4	+\$204
Price Category 5	+\$347
Price Category B	+\$197
Price Category C	+\$266
Price Category E	+\$403

## For 14" high (to reach 42" datum) (14) with 60" wide (60)

Price Category 1	+\$0
Price Category 2	+\$52
Price Category 3	+\$126
Price Category 4	+\$224
Price Category 5	+\$382
Price Category B	+\$217
Price Category C	+\$294
Price Category E	+\$444

## For 14" high (to reach 42" datum) (14) with 66" wide (66)

Price Category 1	+\$0
Price Category 2	+\$56
Price Category 3	+\$138
Price Category 4	+\$245
Price Category 5	+\$418
Price Category B	+\$236
Price Category C	+\$320
Price Category E	+\$484

## For 14" high (to reach 42" datum) (14) with 72" wide (72)

Price Category 1	+\$0
Price Category 2	+\$61
Price Category 3	+\$149
Price Category 4	+\$265
Price Category 5	+\$451
Price Category B	+\$256
Price Category C	+\$347
Price Category E	+\$523

## For 18" high (to reach 46" datum) (18) or 25" high (to reach 53" datum) (25) with 54" wide (54)

Price Category 1	+\$0
Price Category 2	+\$48
Price Category 3	+\$115
Price Category 4	+\$204
Price Category 5	+\$347
Price Category B	+\$197
Price Category C	+\$266
Price Category E	+\$403

## For 18" high (to reach 46" datum) (18) or 25" high (to reach 53" datum) (25) with 60" wide (60)

Price Category 1	+\$0
Price Category 2	+\$52
Price Category 3	+\$126
Price Category 4	+\$224
Price Category 5	+\$382
Price Category B	+\$217
Price Category C	+\$294
Price Category E	+\$444

## For 18" high (to reach 46" datum) (18) or 25" high (to reach 53" datum) (25) with 66" wide (66)

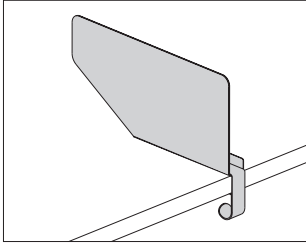
Price Category 1	+\$0
Price Category 2	+\$56
Price Category 3	+\$138
Price Category 4	+\$245
Price Category 5	+\$418
Price Category B	+\$236
Price Category C	+\$320
Price Category E	+\$484

OE1 Movable Screen, Flat Edge

continued

<i>For 18" high (to reach 46" datum) (18) or 25" high (to reach 53" datum) (25) with 72" wide (72)</i>	
Price Category 1	+\$0
Price Category 2	+\$61
Price Category 3	+\$149
Price Category 4	+\$265
Price Category 5	+\$451
Price Category B	+\$256
Price Category C	+\$347
Price Category E	+\$523

Thrive™ Screens

**Product Information****Description**

This metal screen attaches to the front of a work surface to provide division and boundary between workers. Steel construction allows for attachment of magnets and Ubi name tag. Screen available with liner in choice of colors. Attachment thumb screw included.

**Notes**

Screen attaches to square edge surfaces with minimum 1" up to 1½" nominal thickness.

Screen height is nominal. Actual screen height is 8.7".

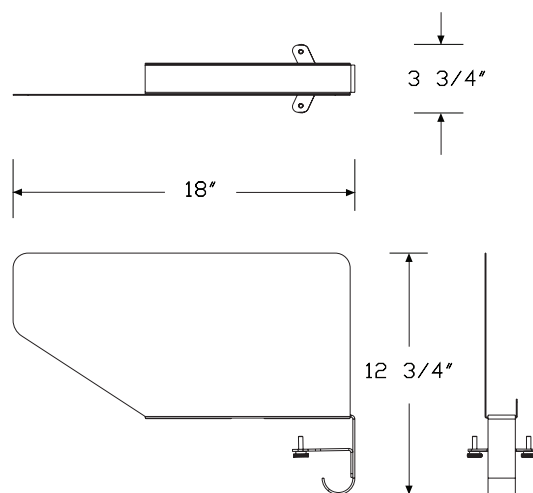
Liner is available on flange side (righthand side when attached to work surface) only.

Screen provides boundary on rectangular surface work tables where the legs are positioned under the worksurface by 3½".

Order the following accessories separately:

- Ubi name tag (YT410.)
- Rare earth magnets (Y7234.)

Screen is recommended for use on the OE1 communal tables (single and double sided), OE1 rectangular tables, Renew™ Link single-sided and back-to-back rectangular height-adjustable benches (DU1A, DU2A), and on any other benching or table surface with appropriate thickness requirement and that use rectangular work surfaces. It is not recommended for use on Renew Link back-to-back trapezoid height-adjustable bench (DU2T).

**Dimensions****Specification Information****Step 1.**

**Y1143.**

**Step 2. Height**

**9** 9" high

**Step 3. Depth**

**18** 18" deep

**Prices for Steps 1-3.**

**Y1143. 9** **18**  
\$199

**Step 4. Liner**

**N** no liner +\$0  
**L** liner (flange side only) +\$70

**Step 5. Liner Fabric**

*For liner (flange side only) (L)*

Price Category 4 +\$0

**Step 6. Finish****Metallic Paint**

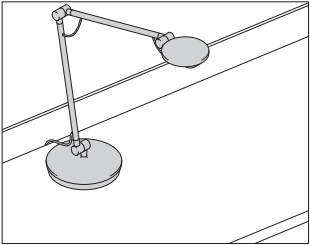
**CN** metallic champagne +\$0  
**MS** metallic silver +\$0  
**SNA** satin aluminum +\$10  
**SNB** satin bronze +\$10  
**SNC** satin carbon +\$10

**Sand Texture Paint**

**8Q** folkstone grey +\$0  
**91** white +\$0  
**98** studio white +\$0  
**BK** black +\$0  
**G1** graphite +\$0  
**WL** sandstone +\$0  
**DB3** glacier +\$8  
**DN2** nightfall +\$8  
**DR1** canyon +\$8  
**OLF** olive +\$8

Tone™ Personal Light

Y6480.



Product Information

**Description**

This articulating LED task light sits freestanding, clamps to a surface, or mounts on a rail tile. This light swivels 360° at the base while articulating joints at the base, head, and midsection give precise control over the lighted area. The energy-efficient light-emitting diode (LED) has a 3500 Kelvin color temperature that consumes slightly more than 6 watts of power at full output. The light can be dimmed dynamically by the user down to 15% of full power, includes an integrated touch switch, and has a 12' cord. UL listed power supply is included.

Notes

Light has energy saving auto shutoff feature after 9 hours of use.  
When specifying rail tile option (TR), it is suggested to mount close to the surface.

Dimensions

Specification Information

Step 1.  
**Y6480.**

Step 2. Attachment Bracket

<b>CM</b>	surface clamp
<b>FR</b>	freestanding
<b>TR</b>	rail tile

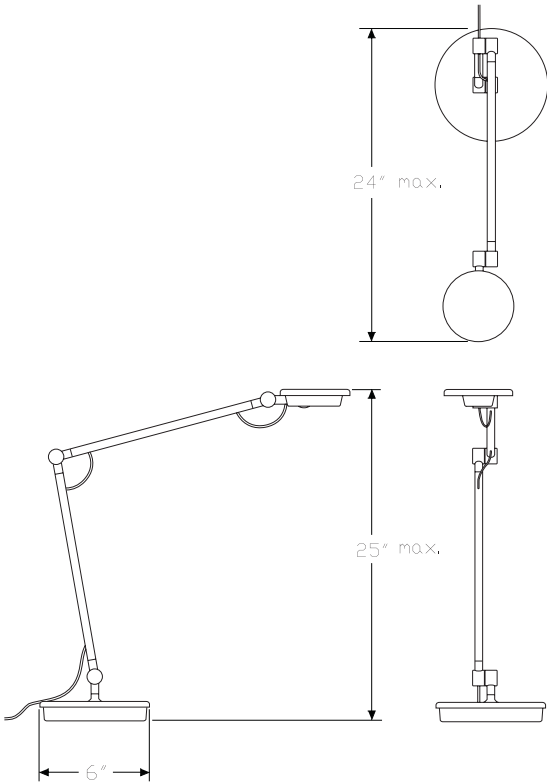
Prices for Steps 1-2.

<b>Y6480. CM</b>	\$585
<b>FR</b>	\$585
<b>TR</b>	\$585

Step 3. Finish

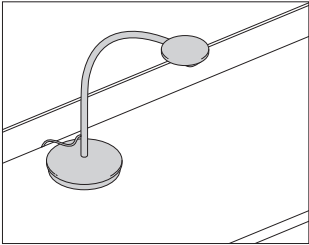
<b>91</b>	white	+\$0
<b>G2</b>	graphite satin	+\$0
<b>MS</b>	metallic silver	+\$0

Thrive™ Personal Lighting

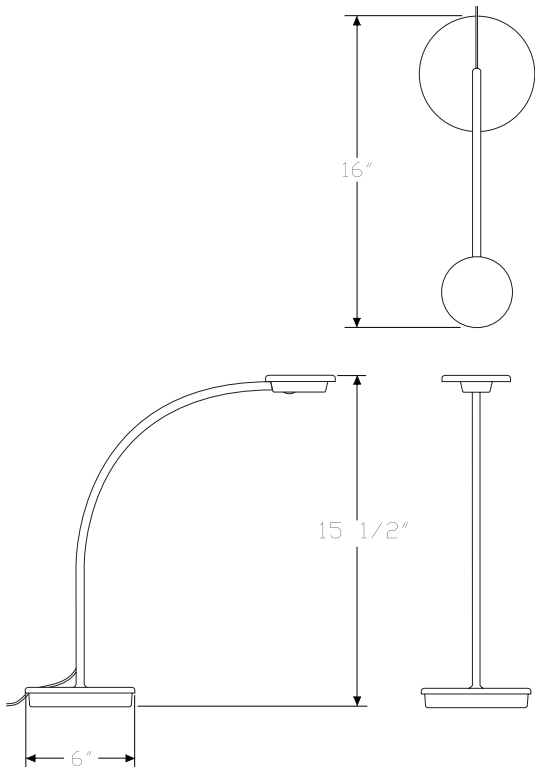




Tone™ Single-Arm Personal Light     Y6481.



Product Information
Description
This single-arm LED task light sits freestanding, clamps to a surface, or mounts on a rail tile. This light swivels 360° at the base while keeping it at a constant height from the surface. The energy-efficient light-emitting diode (LED) has a 3500 Kelvin color temperature that consumes slightly more than 6 watts of power at full output. The light can be dimmed dynamically by the user down to 15% of full power, includes an integrated touch switch, and has a 12' cord. UL listed power supply is included.
Notes
Light has energy saving auto shutoff feature after 9 hours of use.
When specifying rail tile option (TR), it is suggested to mount close to the surface.
Dimensions

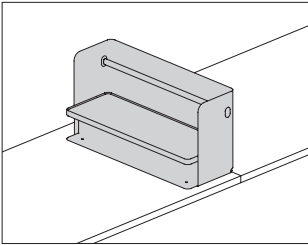


Specification Information
Step 1.
Y6481.
Step 2. Attachment Bracket
CM     surface clamp
FR     freestanding
TR     rail tile
Prices for Steps 1-2.
Y6481. CM     \$509
FR     \$509
TR     \$509
Step 3. Finish
91     white     +\$0
G2     graphite satin     +\$0
MS     metallic silver     +\$0

Thrive™ Personal Lighting

Small Organizer

YT100.



Product Information

Description

This small organizer rests on the surface. It has a painted metal shelf and rod for attaching and holding accessory products and other items. The steel frame allows magnetic attachment of the document clip, marker board and name tag. The container accessories fit on the organizer above or below the shelf. The USB power module attaches to the underside of the shelf. The rod bookend attaches to the rod. Rod finish matches organizer finish.

Notes


Order the following accessories separately:

- Magnetic document clip (YT400.)
- Name tag (YT410.)
- USB power module (YT420.)
- Rod bookend (YT440.)
- Magnetic marker board (YT450.)
- Organizer liner (YT500.)
- Short bin (YT800.)
- Square pencil cup (YT820.)
- Round pencil cup (YT825.)
- Tray (YT830.)
- Box (YT840.)

Order surface clamp for organizers (YT460.) separately.

Small organizer is recommended for use on Renew™ Link single-sided and back-to-back rectangular height-adjustable benches (DU1A, DU2A). It is not recommended for use on Renew Link back-to-back trapezoid height-adjustable bench (DU2T).

Dimensions



Specification Information

Step 1.

YT100.

Step 2. Height

11 11" high

Step 3. Width

08 8" wide

Step 4. Depth

22 22" deep

Step 5. Shelf Material

M painted metal

L insert liner

Prices for Steps 1-5.

	22M	22L
YT100. 11 08	\$576	693

Step 6. Organizer Finish

SNB	satin bronze <input type="text"/>	+\$10
91	white <input type="text"/>	+\$0
98	studio white <input type="text"/>	+\$0
BK	black <input type="text"/>	+\$0
G1	graphite <input type="text"/>	+\$0
MS	metallic silver <input type="text"/>	+\$0

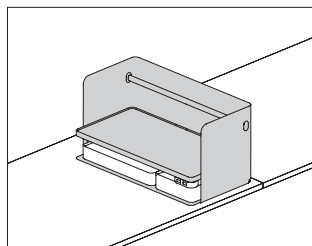
Step 7. Insert Liner Finish

For insert liner (L)

Price Category 4  +\$0

# Large Organizer

YT150.



## Product Information

### Description

This large organizer rests on the surface. It has a painted metal shelf and rod for attaching and holding accessory products and other items. The steel frame allows magnetic attachment of the document clip, marker board and name tag. The accessory containers fit on the organizer above or below the shelf. The USB power module attaches to the underside of the shelf. The rod bookend attaches to the rod. Rod finish matches organizer finish.

### Notes

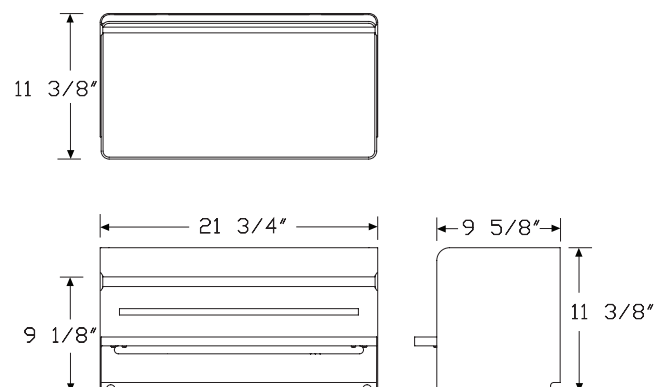
Order the following accessories separately:

- Magnetic document clip (YT400.)
- Name tag (YT410.)
- USB power module (YT420.)
- Rod bookend (YT440.)
- Magnetic marker board (YT450.)
- Organizer liner (YT500.)
- Short bin (YT800.)
- Square pencil cup (YT820.)
- Round pencil cup (YT825.)
- Tray (YT830.)
- Box (YT840.)

Order surface clamp for organizers (YT460.) separately.

Large organizer is recommended for use on Renew™ Link single-sided and back-to-back rectangular height-adjustable benches (DU1A, DU2A). It is not recommended for use on Renew Link back-to-back trapezoid height-adjustable bench (DU2T).

### Dimensions



## Specification Information

### Step 1.

**YT150.** A

### Step 2. Height

**11** 11" high A

### Step 3. Width

**11** 11" wide A

### Step 4. Depth

**22** 22" deep A

### Step 5. Shelf Material

**M** painted metal A

**L** insert liner A

### Prices for Steps 1-5.

	<b>22M</b>	<b>22L</b>
<b>YT150. 11 11</b>	\$660	791

### Step 6. Organizer Finish

<b>SNB</b>	satin bronze <span style="border: 1px solid black; padding: 0 2px;">A</span>	+\$10
<b>91</b>	white <span style="border: 1px solid black; padding: 0 2px;">A</span>	+\$0
<b>98</b>	studio white <span style="border: 1px solid black; padding: 0 2px;">A</span>	+\$0
<b>BK</b>	black <span style="border: 1px solid black; padding: 0 2px;">A</span>	+\$0
<b>G1</b>	graphite <span style="border: 1px solid black; padding: 0 2px;">A</span>	+\$0
<b>MS</b>	metallic silver <span style="border: 1px solid black; padding: 0 2px;">A</span>	+\$0

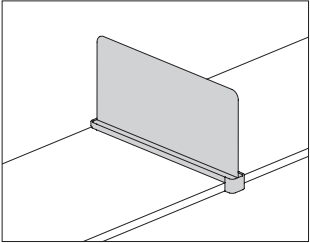
### Step 7. Insert Liner Finish

For insert liner (L)

Price Category 4 A +\$0

Slim Screen

YT200.



Product Information

Description

This screen clamps to the front and back of a surface and is movable without tools. Steel screen allows for attachment of the magnetic document clip, name tag, and magnetic marker board. Screen comes with a ledge liner in a choice of colors.

Notes

Clamp attaches to square edge surfaces with minimum 1" or 1 1/8" nominal thickness.

No HermanMiller legs interfere with the clamp.

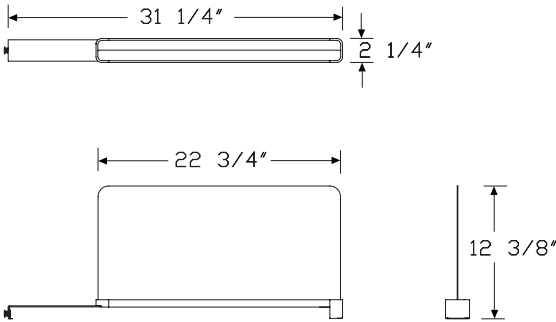
Screen can be mounted to surfaces 24"-36" deep. 24" deep screen (24) can be adjusted to fit up to a 30" deep work surface. 30" deep screen (30) can be adjusted to fit up to a 36" deep work surface.

Order the following accessories separately:

- Magnetic document clip (YT400.)
- Name tag (YT410.)
- Magnetic marker board (YT450.)
- Slim screen liner (YT540.)

Slim screen is recommended for use on Renew™ Link single-sided and back-to-back rectangular height-adjustable benches (DU1A, DU2A). It is not recommended for use on Renew Link back-to-back trapezoid height-adjustable bench (DU2T).

Dimensions



Specification Information

Step 1.

YT200.

Step 2. Height

11 11" high

Step 3. Width

02 2" wide

Step 4. Depth

24 24" deep

30 30" deep

Step 5. Attachment Type

S surface clamp

Step 6. Ledge Material

L liner

Prices for Steps 1-6.

	24SL	30SL
YT200. 11 02	\$409	424

Step 7. Screen Finish

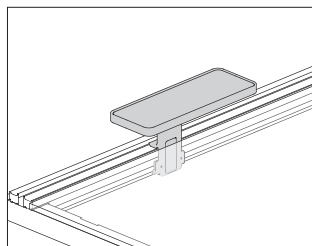
SNA	satin aluminum <input type="text"/>	+\$10
SNB	satin bronze <input type="text"/>	+\$10
SNC	satin carbon <input type="text"/>	+\$10
91	white <input type="text"/>	+\$0
98	studio white <input type="text"/>	+\$0
BK	black <input type="text"/>	+\$0
G1	graphite <input type="text"/>	+\$0
MS	metallic silver <input type="text"/>	+\$0

Step 8. Ledge Liner Finish

Price Category 4  +\$0

# Shelf

YT300.



## Product Information

### Description

This painted metal shelf comes in 4 sizes and mounts to a surface along the back edge, to a Layout Studio® performance rail or a Canvas Vista™ chase. All attachment types are user movable without tools. The backdrop is optional, and can be easily retrofitted in the field. Backdrop and rod finish match shelf finish. When attached to a surface along the back edge or a Layout Studio performance rail, the space under the shelf can accommodate accessory boxes. Shelf comes with a liner in a choice of colors.

### Notes

Changing the attachment type on an existing shelf is not easily completed in the field.

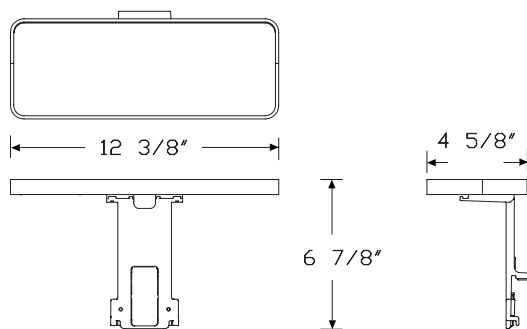
Order the following accessories separately:

- Name tag (YT410.)
- Rod bookend (YT440.) for 8" shelf depth only
- Short bin (YT800.)
- Small box (YT840.S)
- Square pencil cup (YT820.)
- Round pencil cup (YT825.)
- Shelf liner (YT510.)

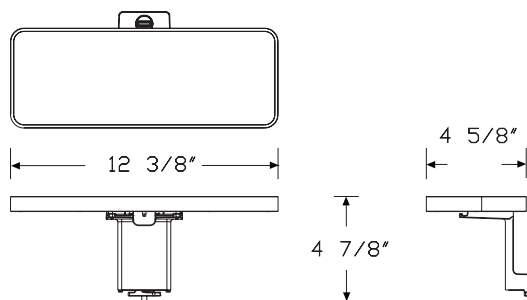
Vista chase mount (C) attaches to the Canvas Vista Chase (FG110.).

Attachment hardware included. For additional information, see Canvas Vista planning guide.

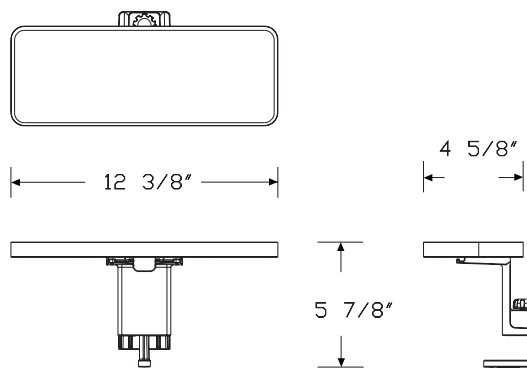
## Dimensions



(R) Rail mount stanchion for layout studio performance rail



(C) Vista chase mount



(S) Surface clamp stanchion

## Specification Information

## Step 1.

YT300. 

## Step 2. Height

04 4" high 

## Step 3. Width

12 12" wide 15 15" wide 22 22" wide 

## Step 4. Depth

## For 12" wide (12)

05 5" deep 

## For 15" wide (15)

08 8" deep 

## For 22" wide (22)

05 5" deep 08 8" deep 

## Step 5. Attachment Type

S surface clamp stanchion R rail mount stanchion for Layout Studio Performance Rail C chase mount 

## Step 6. Backdrop

N no backdrop B backdrop 

## Step 7. Shelf Material

M painted metal L insert liner 

## Prices for Steps 1-7.

	05SNM	05SNL	05SBM	05SBL	05RNM	05RNL
YT300. 04 12	\$250	327	375	450	250	327
22	\$297	409	456	565	297	409

	05RBM	05RBL	05CNM	05CNL	05CBM	05CBL
YT300. 04 12	\$375	450	269	343	385	458
22	\$456	565	344	447	493	597

	08SNM	08SNL	08SBM	08SBL	08RNM	08RNL
YT300. 04 15	\$272	356	409	491	272	356
22	\$321	437	481	594	321	437

	08RBM	08RBL	08CNM	08CNL	08CBM	08CBL
YT300. 04 15	\$409	491	288	368	416	498
22	\$481	594	367	478	516	627

## Step 8. Shelf Finish

## Metallic Paint

MS metallic silver  +\$0SNB satin bronze  +\$10

## Sand Texture Paint

BK black  +\$0

## Smooth Paint

91 white  +\$098 studio white  +\$0G1 graphite  +\$0

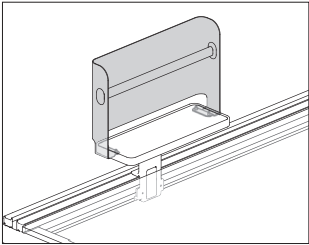
## Step 9. Insert Liner Finish

## For insert liner (L)

Price Category 4  +\$0

Shelf Backdrop

YT310.



**Product Information**

Description

This backdrop can be retrofitted to the shelf in the field with minimal installation. Rod finish matches backdrop finish.

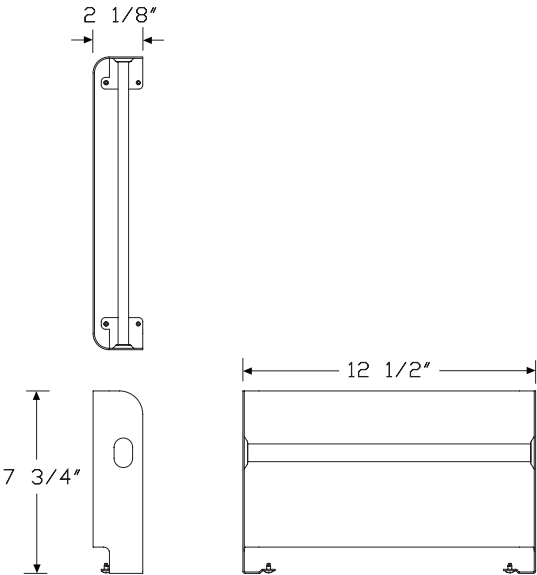
Notes

This backdrop is to be used only with shelf (YT300.).

Order the following accessories separately:

- Name tag (YT410.)
- Rod bookend (YT440.) for 8" depth shelf only

Dimensions



**Specification Information**

Step 1.

**YT310.** ☐

Step 2. Height

**07** 7" high ☐

Step 3. Width

**12** 12" wide ☐

**15** 15" wide ☐

**22** 22" wide ☐

Prices for Steps 1-3.

	<b>12</b>	<b>15</b>	<b>22</b>
<b>YT310. 07</b>	\$125	140	162

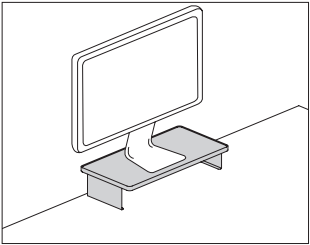
Step 4. Backdrop Finish

<b>SNB</b>	satin bronze <input type="checkbox"/>		+\$10
<b>91</b>	white <input type="checkbox"/>		+\$0
<b>98</b>	studio white <input type="checkbox"/>		+\$0
<b>BK</b>	black <input type="checkbox"/>		+\$0
<b>G1</b>	graphite <input type="checkbox"/>		+\$0
<b>MS</b>	metallic silver <input type="checkbox"/>		+\$0

Thrive™ Work Tools

Monitor Platform Shelf

YT320.



Product Information

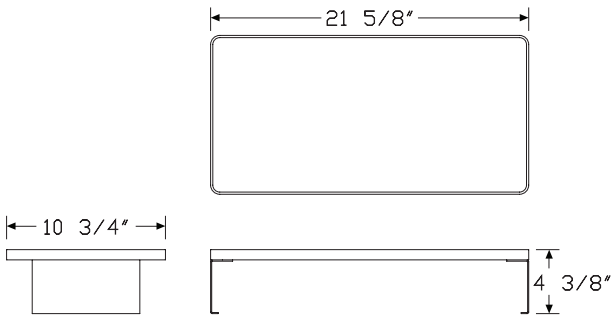
Description

This painted steel shelf rests on a work surface and can hold a computer monitor when a monitor arm is not used. An optional shelf liner comes in a choice of colors. The short bin and small box accessories fit under the shelf.

Notes

- Order the following accessories separately:
- USB power module (YT420.)
  - Monitor platform shelf liner (YT520.)
  - Short bin (YT800.)
  - Small box (YT840.S)

Dimensions



Specification Information

Step 1.

YT320.

Step 2. Height

04 4" high

Step 3. Width

22 22" wide

Step 4. Depth

11 11" deep

Step 5. Shelf Material

M painted metal

L insert liner

Prices for Steps 1-5.

	11M	11L
YT320. 04 22	\$344	476

Step 6. Monitor Platform Shelf Finish

SNB	satin bronze <input type="text"/>	+\$10
91	white <input type="text"/>	+\$0
98	studio white <input type="text"/>	+\$0
BK	black <input type="text"/>	+\$0
G1	graphite <input type="text"/>	+\$0
MS	metallic silver <input type="text"/>	+\$0

Step 7. Insert Liner Finish

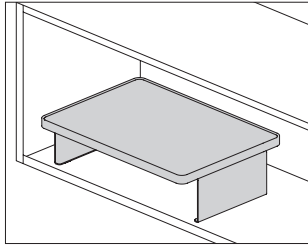
For insert liner (L)

Price Category 4 +\$0



## Freestanding Shelf

YT330.



## Product Information

## Description

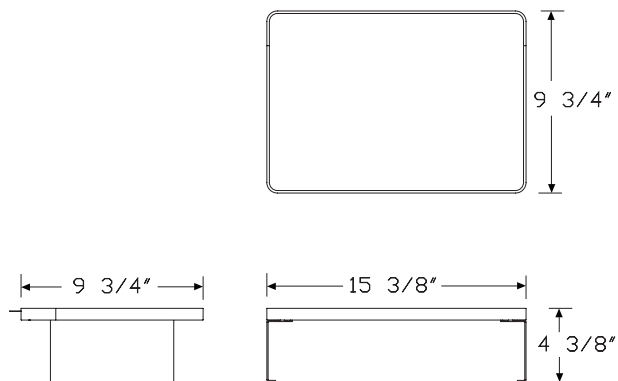
This painted steel shelf rests on a work surface. An optional shelf liner comes in a choice of colors. The short bin and small box accessories fit under the shelf.

## Notes

Order the following accessories separately:

- USB power module (YT420.)
- Shelf liner (YT530.)
- Short bin (YT800.)
- Small box (YT840.S)

## Dimensions



### Specification Information

Step 1.

YT330. A

## Step 2. Height

04 4" high A

### Step 3. Width

**15** 15" wide

#### Step 4. Depth

11 11" deep

### Step 5. Shelf Material

**M** painted metal

**L** insert liner ☐

### Prices for Steps 1-5.

	11M	11L
YT330. 04 15	\$281	396

### Step 6. Shelf Finish

<b>91</b>	white	<input type="text" value="A"/>	+ \$0
<b>98</b>	studio white	<input type="text" value="A"/>	+ \$0
<b>BK</b>	black	<input type="text" value="A"/>	+ \$0
<b>G1</b>	graphite	<input type="text" value="A"/>	+ \$0
<b>MS</b>	metallic silver	<input type="text" value="A"/>	+ \$0
<b>SNB</b>	satin bronze	<input type="text" value="A"/>	+ \$10

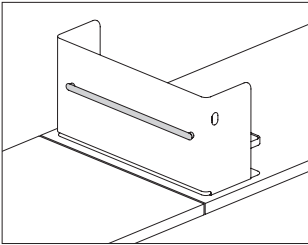
### Step 7. Insert Liner Finish

For insert liner (L)

Price Category 4  +\$0

Magnetic Document Clip

YT400.



Product Information

Description

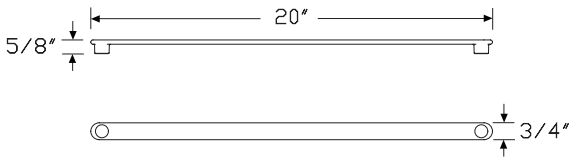
This document clip magnetically attaches to the back of the large and small organizers and the screen to provide storage for documents.

Notes

Magnetic document clip fits on the following products, ordered separately:

- Small organizer (YT100.)
- Large organizer (YT150.)
- Slim screen (YT200.)

Dimensions



Specification Information

Step 1.

**YT400.** A

Step 2. Depth

**20** 20" deep A

Prices for Steps 1-2.

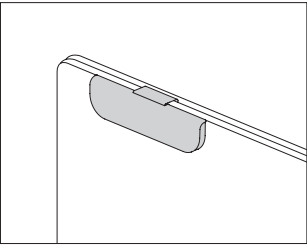
**YT400. 20** \$102

Step 3. Finish

<b>SNB</b>	satin bronze <span>A</span>	+\$10
<b>91</b>	white <span>A</span>	+\$0
<b>98</b>	studio white <span>A</span>	+\$0
<b>BK</b>	black <span>A</span>	+\$0
<b>G1</b>	graphite <span>A</span>	+\$0
<b>MS</b>	metallic silver <span>A</span>	+\$0

Name Tag

YT410.



Product Information

Description

This clear name tag hangs on frameless fabric screens and PET screens or magnetically attaches to a variety of work tool products.

Notes

Name tag with magnetic bracket (M) can attach to the small organizer (YT100.), large organizer (YT150.), or shelf with backdrop (YT300. xxxxxxB).

Name tag with Pari screen bracket (P) or flat edge screen bracket (S) can hang on any HermanMiller Pari screen or flat edge screen.

Order name tag insert (O.YT1900) separately through Sales Source.

Dimensions

5/8"

4 1/2"

1 1/8"

Pari Screen

3/4"

4 1/2"

1 1/8"

Flat Edge Screen

1/4"

4 1/2"

1 1/8"

Magnetic

7/8"

4 1/2"

1 1/8"

Thin Profile Fabric Screen or PET Screen

Specification Information

Step 1.

YT410.

Step 2. Width

05      5" wide

Step 3. Bracket Type

P      Pari Screen

S      flat edge screen

D      PET screen

F      thin-profile fabric screen

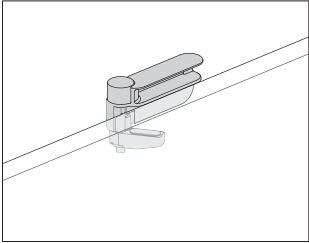
M      magnetic

Prices for Steps 1-3.

	P	S	D	F	M
YT410. 05	\$47	47	47	47	47

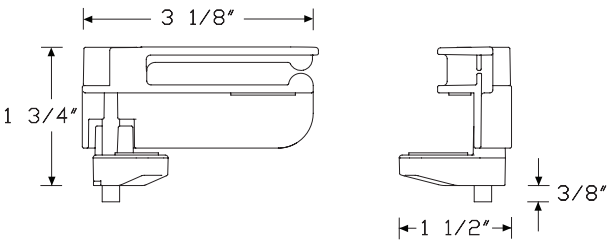
Cord Cleat

YT430.



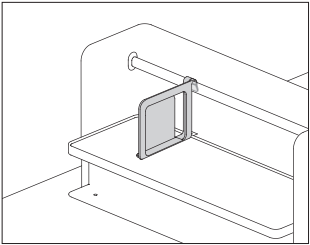
Product Information
Description
This plastic cleat clamps to a work surface to provide cord management. It is easily movable by the user, and can hold up to 4 round monitor cords.
Notes
Cord cleat works with work surfaces from 3/4" to 1 1/8" thick.
Dimensions

Specification Information
Step 1.
YT430. <span>A</span> \$42
Step 2. Finish
91 white <span>A</span> +\$0
98 studio white <span>A</span> +\$0
BK black <span>A</span> +\$0
CL cool grey neutral <span>A</span> +\$0
G1 graphite <span>A</span> +\$0



Rod Bookend

YT440.



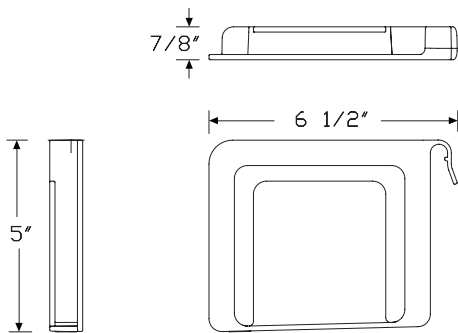
Product Information

**Description**  
This bookend vertically divides books, binders, and folders. It attaches to the rod of the small and large organizers and the shelf with backdrop, and is easily moved by the user.

**Notes**  
Order the following products separately:

- Small organizer (YT100.)
- Large organizer (YT150.)
- Shelf with backdrop (YT300.xxxx08xB)

Dimensions



Specification Information

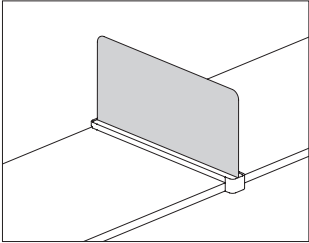
**Step 1.**  
**YT440.** A \$42

**Step 2. Finish**

<b>91</b>	white	<span>A</span>	+\$0
<b>98</b>	studio white	<span>A</span>	+\$0
<b>BK</b>	black	<span>A</span>	+\$0
<b>CL</b>	cool grey neutral	<span>A</span>	+\$0
<b>G1</b>	graphite	<span>A</span>	+\$0

Magnetic Marker Board

YT450.



Product Information

Description

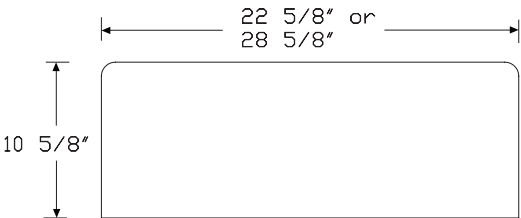
This white magnetic marker board attaches to a slim screen and large and small organizers and is user movable.

Notes

Order the following products separately:

- Small organizer (YT100.)
- Large organizer (YT150.)
- Slim screen (YT200.)

Dimensions



Specification Information

Step 1.

YT450. A

Step 2. Application

1

24" deep screen A

2

30" deep screen A

Prices for Steps 1-2.

YT450. 1

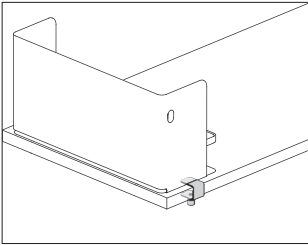
\$75

2

\$88

Surface Clamp

YT460.



Product Information

Description

This clamp can be added to the small and large organizers.

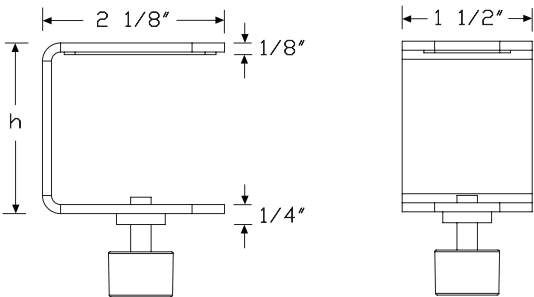
Notes

Surface clamp attaches to square edge work surfaces from 3/4" to 1 1/8" thick.

Specify standard application (1) for use with most HermanMiller work surfaces and legs. See Planning Guide for exact applications.

Specify Canvas Office Landscape® universal leg application (2) to clamp an organizer on top of a Canvas universal leg.

Dimensions



Specification Information

Step 1.

YT460. A

Step 2. Application

- 1 standard A
- 2 Canvas Office Landscape® universal leg A

Prices for Steps 1-2.

YT460. 1	\$75
2	\$75

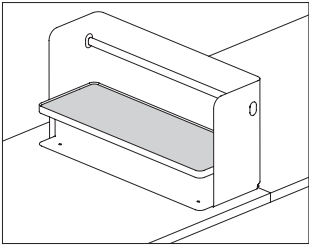
Step 3. Finish

SNB	satin bronze <span>A</span>	+\$10
91	white <span>A</span>	+\$0
98	studio white <span>A</span>	+\$0
BK	black <span>A</span>	+\$0
G1	graphite <span>A</span>	+\$0
MS	metallic silver <span>A</span>	+\$0

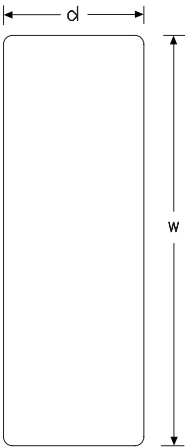


Organizer Liner

YT500.



Product Information
Description
This liner retrofits to the small and large organizers. It is user movable without tools. Top material is polyester felt.
Notes
Specify 8" width (08) for a small organizer (YT100.).
Specify 11" width (11) for a large organizer (YT150.).
Dimensions

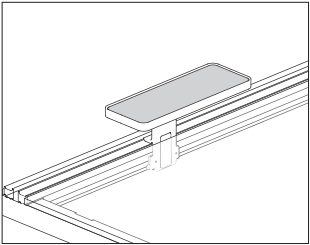


Specification Information
Step 1.
YT500. <input type="text" value="A"/>
Step 2. Width
08 8" wide <input type="text" value="A"/>
11 11" wide <input type="text" value="A"/>
Step 3. Depth
22 22" deep <input type="text" value="A"/>
Prices for Steps 1-3.
YT500. 08
11
Step 4. Liner Finish
Price Category 4 <input type="text" value="A"/>

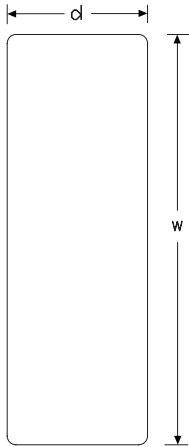
Thrive™ Work Tools

Shelf Liner

YT510.



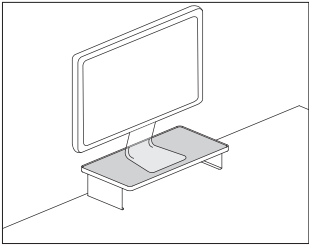
Product Information
Description
This liner retrofits to the shelf. It is user movable without tools. Top material is polyester felt.
Notes
Shelf liner is compatible with shelf (YT300.).
Dimensions




Specification Information		
Step 1.		
YT510. <input type="checkbox"/> A		
Step 2. Width		
12	12" wide	<input type="checkbox"/> A
15	15" wide	<input type="checkbox"/> A
22	22" wide	<input type="checkbox"/> A
Step 3. Depth		
For 12" wide (12)		
05	5" deep	<input type="checkbox"/> A
For 15" wide (15)		
08	8" deep	<input type="checkbox"/> A
For 22" wide (22)		
05	5" deep	<input type="checkbox"/> A
08	8" deep	<input type="checkbox"/> A
Prices for Steps 1-3.		
	05	08
YT510. 12	\$81	—
15	—	\$88
22	\$112	117
Step 4. Liner Finish		
Price Category 4	<input type="checkbox"/> A	+\$0

Monitor Platform Shelf Liner

YT520.



Product Information
Description
This liner retrofits to the monitor platform shelf. It is user movable without tools. Top material is polyester felt.
Notes
Liner is compatible with monitor platform shelf (YT320.).
Dimensions

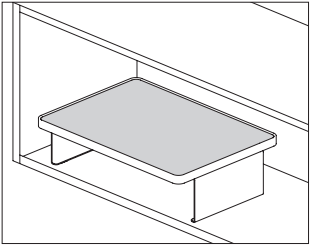


Specification Information
Step 1.
YT520. <span>A</span>
Step 2. Width
22 22" wide <span>A</span>
Step 3. Depth
11 11" deep <span>A</span>
Prices for Steps 1-3.
YT520. 22
Step 4. Liner Finish
Price Category 4 <span>A</span>

Thrive™ Work Tools

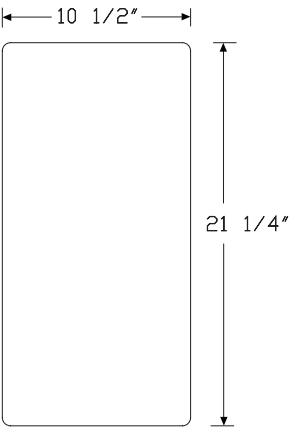
Freestanding Shelf Liner

YT530.



Product Information
Description
This liner retrofits to the freestanding shelf. It is user movable without tools. Top material is polyester felt.
Notes
Liner is compatible with shelf (YT330.).
Dimensions

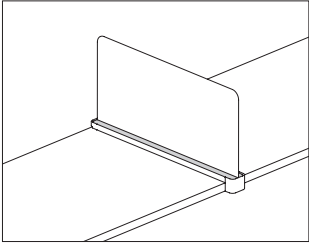
Specification Information
Step 1.
YT530. <span>A</span>
Step 2. Width
15 15" wide <span>A</span>
Step 3. Depth
11 11" deep <span>A</span>
Prices for Steps 1-3.
11
YT530. 15
\$117
Step 4. Liner Finish
Price Category 4 <span>A</span>
+\$0



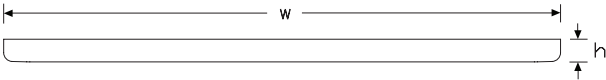
Thrive™ Work Tools

Slim Screen Liner

YT540.



Product Information
Description
This liner retrofits to the slim screen. It is user movable without tools. Top material is polyester felt.
Notes
Liner is compatible with slim screen (YT200.).
Dimensions

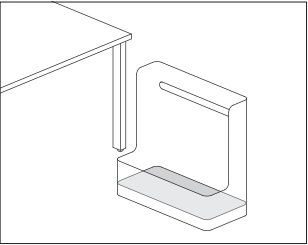


Specification Information
Step 1.
YT540. <input type="text" value="A"/>
Step 2. Width
02    2" wide <input type="text" value="A"/>
Step 3. Depth
24    24" deep <input type="text" value="A"/>
30    30" deep <input type="text" value="A"/>
Prices for Steps 1-3.
YT540. 02
Step 4. Liner Finish
Price Category 4 <input type="text" value="A"/>

Thrive™ Work Tools

Mobile Bag Catch Base Liner


YT560.



Product Information
Description
This liner retrofits to the base of the mobile bag catch. It is user movable without tools. Top material is polyester felt.
Notes
Base liner is compatible with mobile bag catch (YT710.).
Dimensions

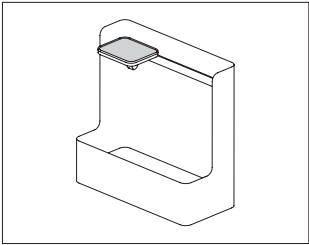
Specification Information
Step 1.
YT560. <span>A</span>
Step 2. Width
10 10" wide <span>A</span>
Step 3. Depth
22 22" deep <span>A</span>
Prices for Steps 1-3.
22
YT560. 10 \$158
Step 4. Liner Finish
Price Category 4 <span>A</span> +\$0

Thrive™ Work Tools

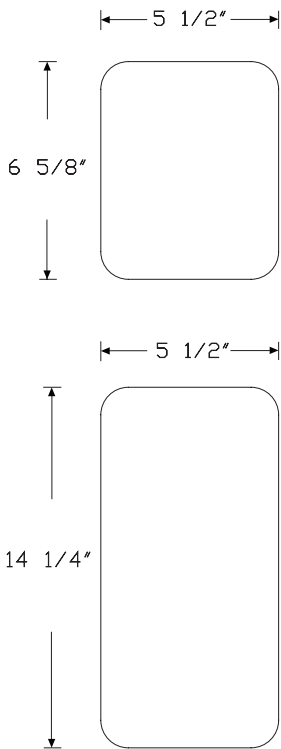


Mobile Bag Catch Shelf Liner

YT565.

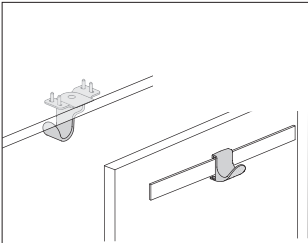


Product Information
Description
This liner retrofits to the accessory shelf used with the mobile bag catch or Ambit™ shroud. It is user movable without tools. Top material is polyester felt.
Notes
Shelf liner is compatible with mobile bag catch (YT710.) and accessory shelf (YT715.).
Dimensions



Specification Information
Step 1.
YT565. <span>A</span>
Step 2. Width
06 6" wide <span>A</span>
Step 3. Depth
For 6" wide (06)
07 7" deep <span>A</span>
Prices for Steps 1-3.
YT565. 06
Step 4. Liner Finish
Price Category 4 <span>A</span>

Thrive™ Work Tools



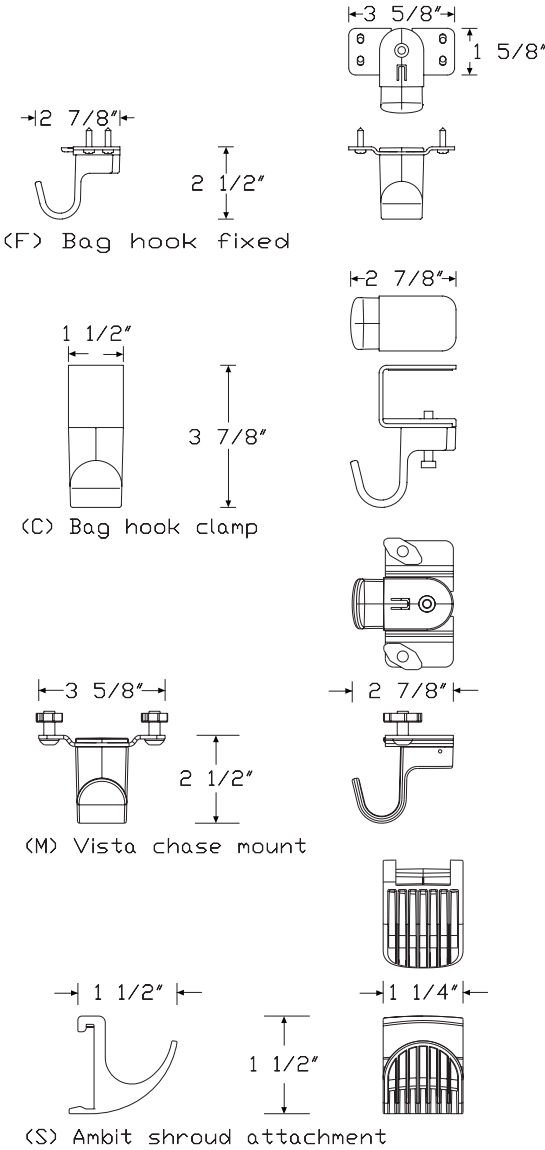
Product Information

**Description**  
This bag hook clamps to a work surface, mounts under the surface with screws, mounts to the underside of the Canvas Vista™ chase, or attaches to the Ambit™ shroud. The hook rotates 360° to hold the bag under the surface. Clamp mount is easily moved by the user. Fixed attachment option includes attachment hardware.

Notes

Clamp attaches to work surfaces from 3/4" to 1 1/8" thick.  
Maximum weight capacity is 15 pounds for clamp and fixed attachment; maximum weight capacity for hook attached to rail is 35 pounds.  
Vista chase mount (M) attaches to underside of Canvas Vista chase (FG110.). Attachment hardware included. It is user movable. For additional information, see Canvas Vista planning guide.

Dimensions



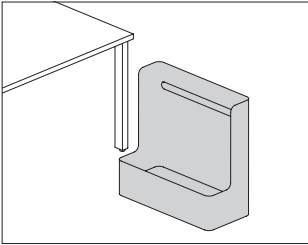


Bag Hook *continued*

Specification Information		
Step 1.		
YT700. <input type="checkbox"/>		
Step 2. Attachment Type		
S	shroud <input type="checkbox"/>	
C	clamp <input type="checkbox"/>	
F	fixed <input type="checkbox"/>	
M	chase mount <input type="checkbox"/>	
Prices for Steps 1-2.		
YT700. S		\$60
C		\$67
F		\$67
M		\$65
Step 3. Finish		
For clamp (C), fixed (F), or chase mount (M)		
91	white <input type="checkbox"/>	+\$0
98	studio white <input type="checkbox"/>	+\$0
BK	black <input type="checkbox"/>	+\$0
G1	graphite <input type="checkbox"/>	+\$0
MS	metallic silver <input type="checkbox"/>	+\$0

Mobile Bag Catch

YT710.



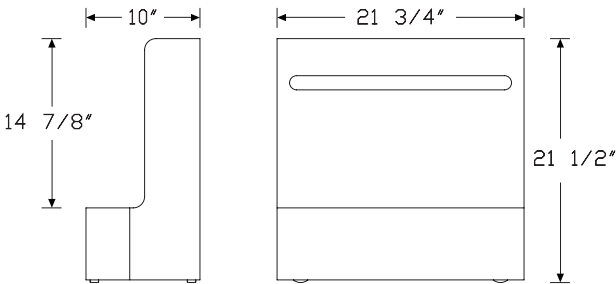
Product Information

Description

This mobile bag catch provides storage for a personal bag. It also provides a natural boundary between users on either side of the catch. It rests on wheels for ease of movement. An optional shelf liner is available in a choice of colors.

- Notes
- Order the following products separately:
- Mobile bag catch base liner (YT560.)
  - Mobile bag catch shelf liner (YT565.)

Dimensions



Specification Information

Step 1.

**YT710.**

Step 2. Height

**21** 21" high

Step 3. Width

**10** 10" wide

Step 4. Depth

**22** 22" deep

Step 5. Base Material

**L** insert liner

Step 6. Shelf Option

**N** no shelf

**S** shelf

Step 7. Shelf Material

For no shelf (N)

**N** no shelf

For shelf (S)

**M** painted metal

**L** insert liner

Prices for Steps 1-7.

	22LNN	22LSM	22LSL
<b>YT710. 21 10</b>	\$683	723	789

Step 8. Bag Cubby Finish

**91** white  +\$0

**98** studio white  +\$0

**BK** black  +\$0

**G1** graphite  +\$0

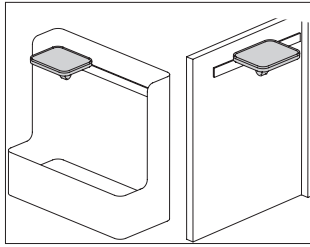
**MS** metallic silver  +\$0

Step 9. Insert Liner Finish

Price Category 4  +\$0

## Accessory Shelf

YT715.



### Product Information

#### Description

This painted metal shelf can be retrofit to the mobile bag catch or Ambit™ shroud. An optional liner is available in a choice of colors.

#### Notes

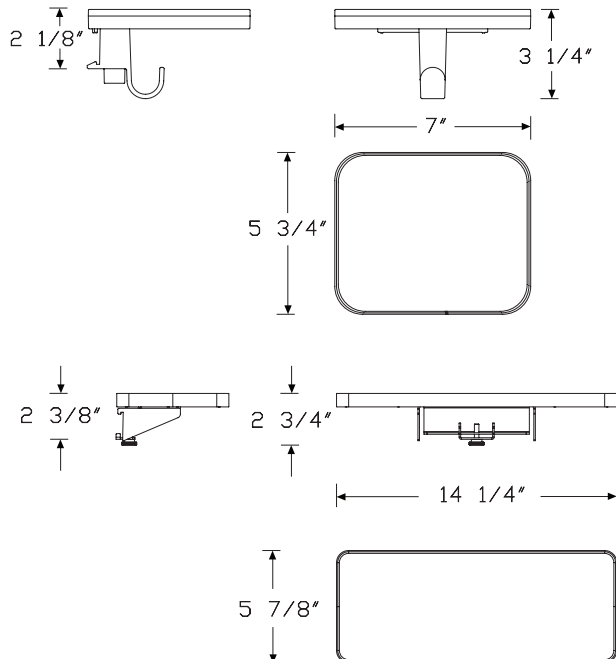
Bag hook included for mobile bag catch (BC) attachment and shroud attachment for 24"-deep tables (S2) options.

Shroud attachment for 30"-deep tables (S3) option is shelf only.

Order the following products separately:

- Mobile bag catch (YT710.)
- Ambit height adjustable table leg shroud (DV8S)
- Accessory shelf liner (YT565.)

#### Dimensions



### Specification Information

#### Step 1.

**YT715.** ☐

#### Step 2. Shelf Product Attachment

**BC** mobile bag catch ☐

**S2** shroud - 24" deep tables ☐

**S3** shroud - 30" deep tables ☐

#### Step 3. Width

*For mobile bag catch (BC) or shroud - 30" deep tables (S3)*

**15** 15" wide ☐

**06** 6" wide ☐

*For shroud - 24" deep tables (S2)*

**06** 6" wide ☐

#### Step 4. Depth

*For 6" wide (06)*

**07** 7" deep ☐

*For 15" wide (15)*

**06** 6" deep ☐

#### Step 5. Shelf Material

**M** painted metal ☐

**L** insert liner ☐

#### Prices for Steps 1-5.

	06M	06L	07M	07L
<b>YT715. BC 15</b>	\$225	357	—	—
<b>06</b>	—	—	\$150	88
<b>S2 06</b>	—	—	\$88	150
<b>S3 15</b>	\$225	357	—	—
<b>06</b>	—	—	\$88	150

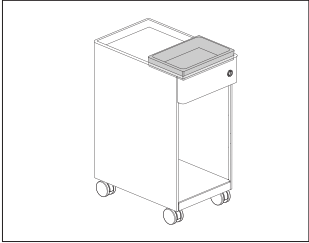
#### Step 6. Mobile Bag Catch Shelf Finish

<b>91</b>	white <input type="checkbox"/>	+\$0
<b>98</b>	studio white <input type="checkbox"/>	+\$0
<b>BK</b>	black <input type="checkbox"/>	+\$0
<b>G1</b>	graphite <input type="checkbox"/>	+\$0
<b>MS</b>	metallic silver <input type="checkbox"/>	+\$0

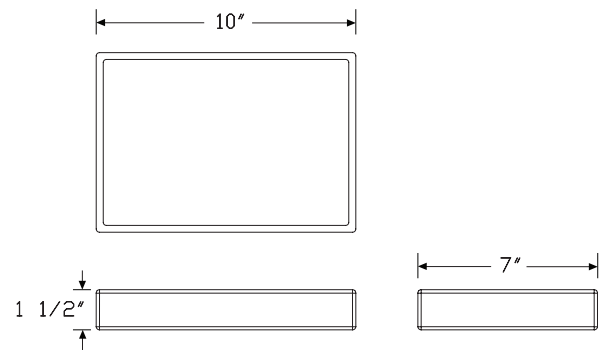
Step 7. Insert Liner Finish	
<i>For insert liner (L)</i>	
Price Category 4	<div>A</div> +\$0

Ambit™ Cork Tray

IH353.



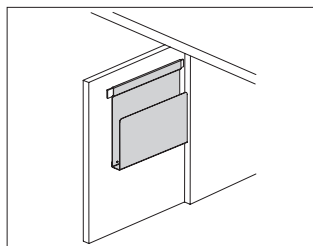
Product Information
Description
This cork tray provides space for personal items.
Notes
Compatible with the following products or as a stand-alone accessory:
<ul style="list-style-type: none"><li>• Ambit™ personal storage (IH100.)</li><li>• Ambit suspended storage (IH200.)</li></ul>
See planning guide for additional information.
Dimensions



Specification Information
Step 1.
IH353.
Step 2. Depth
07 7" deep
Step 3. Width
10 10" wide
Prices for Steps 1-3.
IH353. 07
10
\$168

Thrive™ Work Tools

YT716.



## Product Information

### Description

This document holder rests on the optional tool rail of the Ambit™ Shroud. It has a painted metal surface and is designed to hold folders or personal office items.

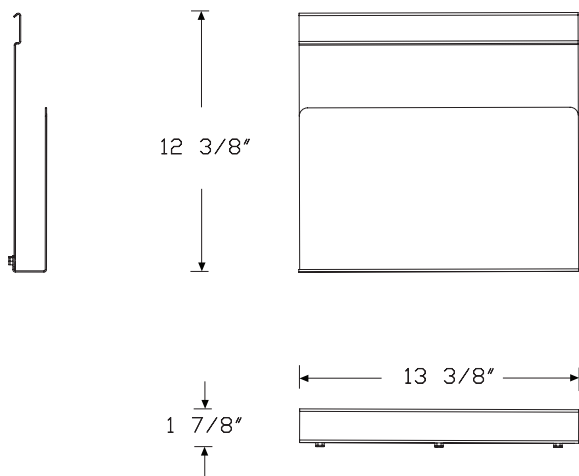
## Notes

Document holder designed for use with Ambit shroud (DV8S) with tool rail (2) option.

Not available for use as a stand-alone accessory.

See planning guide for additional information.

## Dimensions



### Specification Information

Step 1.

**YT716.** A

## Step 2. Shelf Product Attachment

**S3** shroud - 30" deep tables A

## Prices for Steps 1-2.

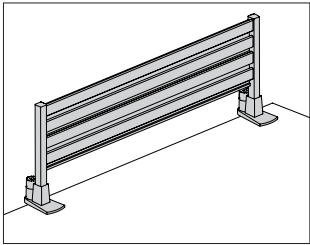
YT716. S3	\$187
-----------	-------

### Step 3. Finish

<b>8Q</b>	folkstone grey		+ \$0
<b>91</b>	white		+ \$0
<b>98</b>	studio white		+ \$0
<b>BK</b>	black		+ \$0
<b>DB3</b>	glacier		+ \$10
<b>DN2</b>	nightfall		+ \$10
<b>DR1</b>	canyon		+ \$10
<b>G1</b>	graphite		+ \$0
<b>OLF</b>	olive		+ \$10
<b>WL</b>	sandstone		+ \$0
<b>WN</b>	warm grey neutral		+ \$0
<b>CN</b>	metallic champagne		+ \$0
<b>MS</b>	metallic silver		+ \$0
<b>SNA</b>	satin aluminum		+ \$15
<b>SNB</b>	satin bronze		+ \$15
<b>SNC</b>	satin carbon		+ \$15

Surface-Attached Tool Rail

Y7100.

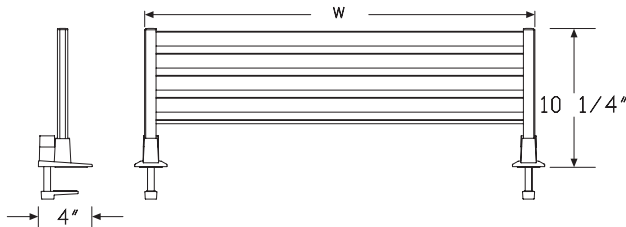


Product Information

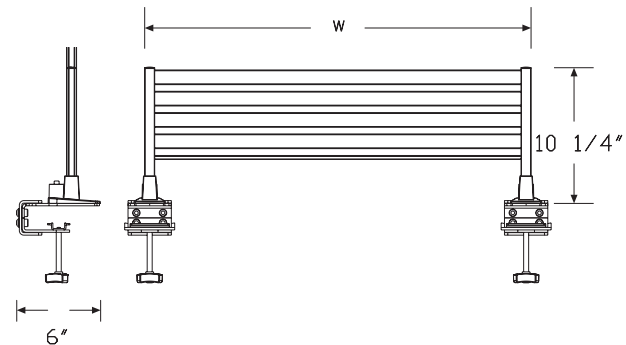
**Description**  
This all metal rail clamps to the edge of a freestanding surface. It has 4 forward facing slots for mounting. Accessories typically used on Ethospace® tiles and Action Office® rail tiles can be mounted on this surface attached tool rail.

**Notes**  
Order accessories such as paper trays and shelves separately.  
Surface clamp adjusts to fit surfaces 1/2" to 1 5/8" thick.  
Gap on back side of surface will be 1" to allow for clamping bracket attachment.  
There are 4 horizontal slots for hanging accessories on the 8" height unit. 8" height refers to tile height; overall height from top of surface is approximately 10".  
Usable hanging space approximately 3" less than overall width.  
Not recommended for use with rail mounted monitor arms.

Dimensions



Surface-attached tool rail



Canvas Metal Desk mounting bracket

Specification Information

**Step 1.**  
**Y7100.**

**Step 2. Width**  
**24** 24" wide  
**30** 30" wide  
**36** 36" wide

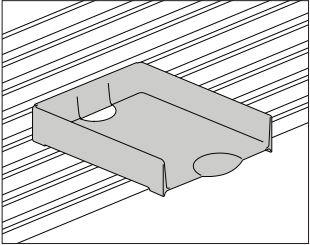
**Step 3. Height/Attachment**  
**08** 8" high with standard clamp  
**09** 8" high with canvas metal desk mount

Prices for Steps 1-3.		
	08	09
Y7100. 24	\$455	645
30	\$498	713
36	\$542	777

**Step 4. Finish**  
**91** white +\$0  
**G2** graphite satin +\$0  
**MS** metallic silver +\$0

Paper Tray

Y7216.



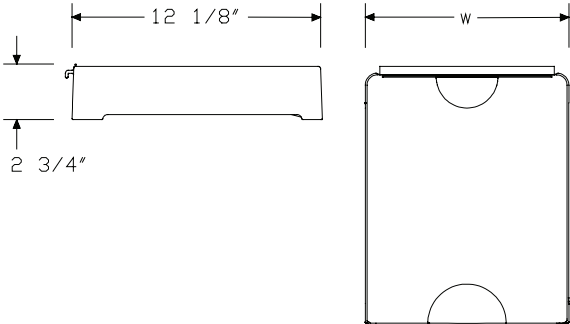
Product Information
Description
This plastic tray hangs from a rail or stands alone to horizontally store letter- or legal-size papers. It has 4 integrated feet on the bottom of the tray for standing on a surface or for stacking vertically.
Dimensions

Specification Information
Step 1.
Y7216.
Step 2. Width
1010" wide
1616" wide

Prices for Steps 1-2.	
<b>Y7216. 10</b>	\$48
<b>16</b>	\$63

Step 3. Surface Finish		
<b>91</b>	white	+\$0
<b>BU</b>	black umber	+\$0
<b>CL</b>	cool grey neutral	+\$0
<b>G1</b>	graphite	+\$0
<b>HF</b>	inner tone light	+\$0
<b>LT</b>	light tone	+\$0
<b>LU</b>	soft white	+\$0
<b>MT</b>	medium tone	+\$0
<b>WN</b>	warm grey neutral	+\$0

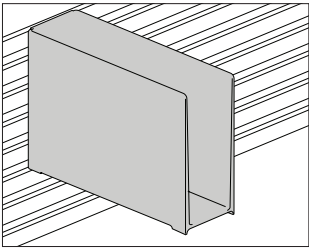
Thrive™ Work Tools



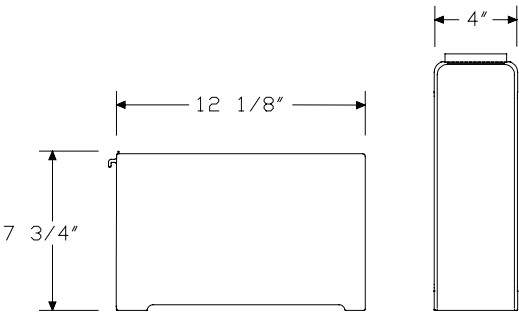


Vertical Tray

Y7217.



Product Information
Description
This plastic tray hangs from a rail or stands alone to vertically store papers, binders, and folders.
Dimensions

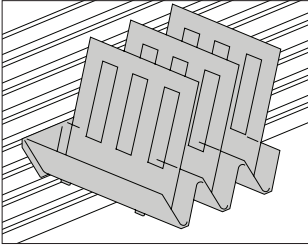


Specification Information		
Step 1.		
Y7217.4		\$57
Step 2. Surface Finish		
91	white	+\$0
BU	black umber	+\$0
CL	cool grey neutral	+\$0
G1	graphite	+\$0
HF	inner tone light	+\$0
LT	light tone	+\$0
LU	soft white	+\$0
MT	medium tone	+\$0
WN	warm grey neutral	+\$0

Thrive™ Work Tools

Diagonal Tray

Y7218.



Product Information

Description

This plastic tray hangs from a rail or stands alone to store papers and folders. It has 3 dividers that move to support left- or right-handed activities.

Dimensions

Specification Information

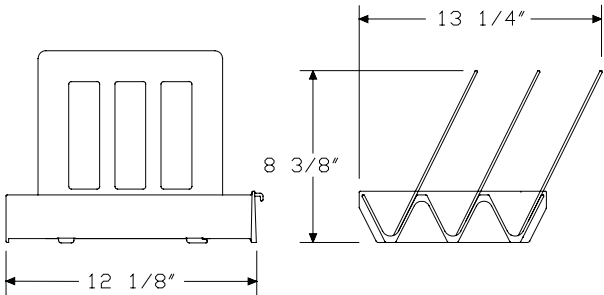
Step 1.

Y7218. \$79

Step 2. Surface Finish

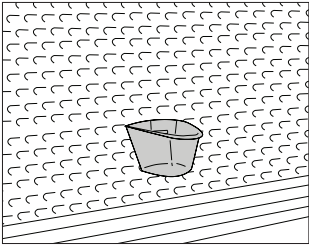
91	white	+\$0
BU	black umber	+\$0
CL	cool grey neutral	+\$0
G1	graphite	+\$0
HF	inner tone light	+\$0
LT	light tone	+\$0
LU	soft white	+\$0
MT	medium tone	+\$0
WN	warm grey neutral	+\$0

Thrive™ Work Tools



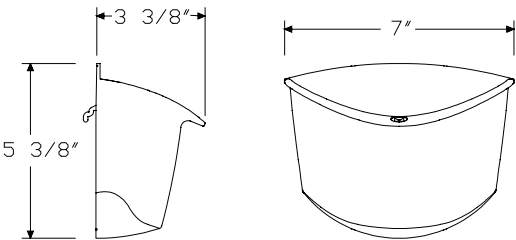
Pencil Holder

Y7233.



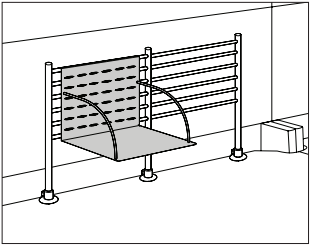
Product Information
Description
This bin hangs from a work tool support product. It holds pens, pencils, markers, a cell phone, or other small items. Finish is frosted.
Dimensions

Specification Information
Step 1.
Y7233.
\$40



Binder Shelf

Y7312.

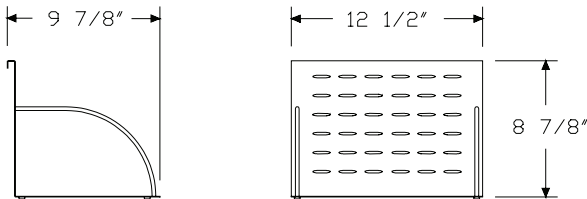


Product Information
Description
This 12"-wide shelf hangs from a rail to vertically store binders and books.
Dimensions

Specification Information	
Step 1.	
<b>Y7312.12</b>	\$241

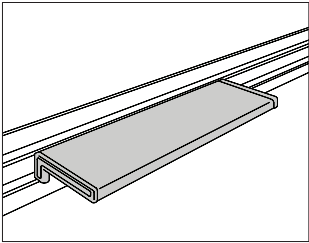
Step 2. Surface Finish		
<b>8Q</b>	folkstone grey	+\$0
<b>BU</b>	black umber	+\$0
<b>CN</b>	metallic champagne	+\$0
<b>EH</b>	metallic bronze	+\$0
<b>G2</b>	graphite satin	+\$0
<b>HF</b>	inner tone light	+\$0
<b>LU</b>	soft white	+\$0
<b>MS</b>	metallic silver	+\$0
<b>MT</b>	medium tone	+\$0
<b>SG</b>	slate grey	+\$0
<b>WL</b>	sandstone	+\$0

Thrive™ Work Tools

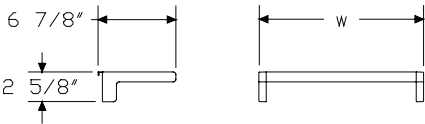


Mini-Shelf

Y7310.



Product Information
Description
This shelf hangs from a rail to hold or display small items.
Metallic silver (MS) shelf has cool grey neutral (CL) ends; metallic champagne (CN) and metallic bronze (EH) shelves have warm grey neutral (WN) ends.
Dimensions

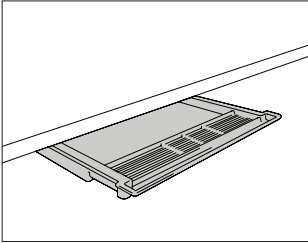


Specification Information
Step 1.
Y7310.
Step 2. Width
15 15" wide
24 24" wide
30 30" wide
Prices for Steps 1-2.
Y7310. 15 \$81
24 \$84
30 \$99
Step 3. Surface Finish
8Q folkstone grey +\$0
BU black umber +\$0
CL cool grey neutral +\$0
CN metallic champagne +\$0
EH metallic bronze +\$0
HF inner tone light +\$0
LU soft white +\$0
MS metallic silver +\$0
MT medium tone +\$0
SG slate grey +\$0
WL sandstone +\$0
WN warm grey neutral +\$0

Thrive™ Work Tools

Pencil Drawer

Y5010.



Product Information

Description

This plastic drawer mounts under a hanging or freestanding work surface to store pencils and other small items. Mounting hardware is included.

Dimensions

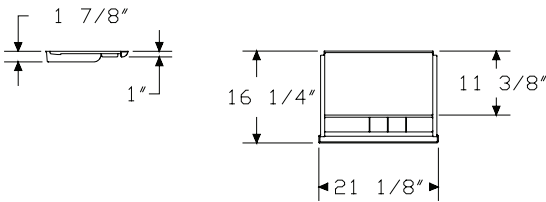
Specification Information

Step 1.

Y5010. \$72

Step 2. Surface Finish

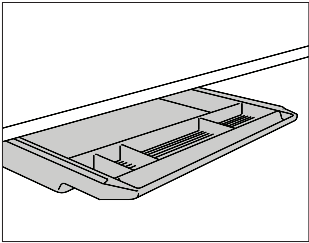
8Q	folkstone grey	+\$0
BU	black umber	+\$0
HF	inner tone light	+\$0
LT	light tone	+\$0
LU	soft white	+\$0
MT	medium tone	+\$0
SG	slate grey	+\$0
WL	sandstone	+\$0
WN	warm grey neutral	+\$0



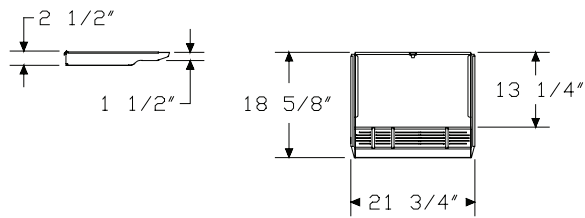
Thrive™ Work Tools

Metal Pencil Drawer

Y5012.



Product Information
Description
This metal drawer mounts under a hanging or freestanding work surface to store pencils and other small items. Mounting hardware is included.
Dimensions

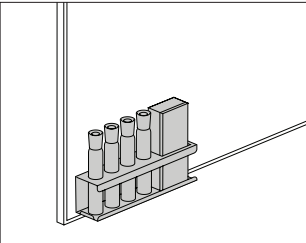


Specification Information		
Step 1.		
Y5012.		\$303
Step 2. Surface Finish		
8Q	folkstone grey	+\$0
98	studio white	+\$0
BU	black umber	+\$0
HF	inner tone light	+\$0
LT	light tone	+\$0
LU	soft white	+\$0
MT	medium tone	+\$0
SG	slate grey	+\$0
WL	sandstone	+\$0
WN	warm grey neutral	+\$0

Thrive™ Work Tools

Marker/Eraser Holder

Y7231.



Product Information

Description

This metal holder includes 4 erasable markers and an eraser. It attaches to a vertical surface with hook-and-loop fastener, 2-sided tape, or magnetic tape (also included).

Dimensions

Specification Information

Step 1.

Y7231.

\$185

Step 2. Finish

91

white

+\$0

BK

black

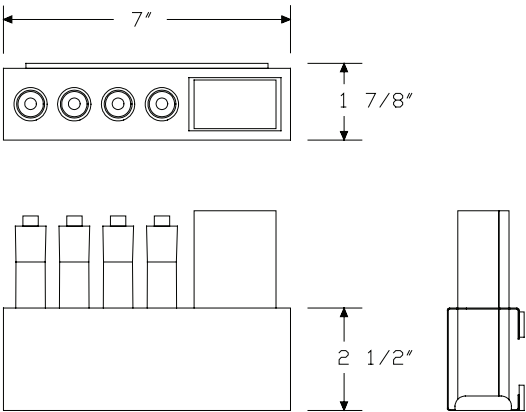
+\$0

MS

metallic silver

+\$0

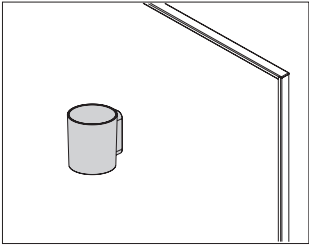
Thrive™ Work Tools



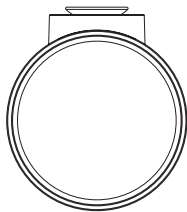


OE1 Marker Cup

Y7235.




Product Information
Description
This marker cup comes with 1 cup-style holder, 4 dry erase markers (1 each of black, red, blue, and green), and 1 microfiber towel. The cup attaches to a vertical, hard surface with suction cups or can sit flat on a worksurface.
Dimensions

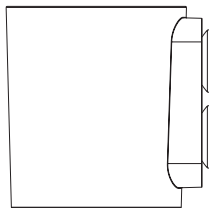


3 3/8"

3 7/8"



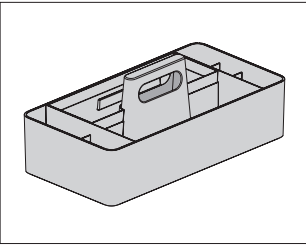
3 7/8"



Specification Information		
Step 1.		
Y7235.		\$121
Step 2. Finish		
8Q	folkstone grey	+\$0
BK	black	+\$0
DB3	glacier	+\$5
DN2	nightfall	+\$5
DR1	canyon	+\$5
OLF	olive	+\$5

OE1 Workbox

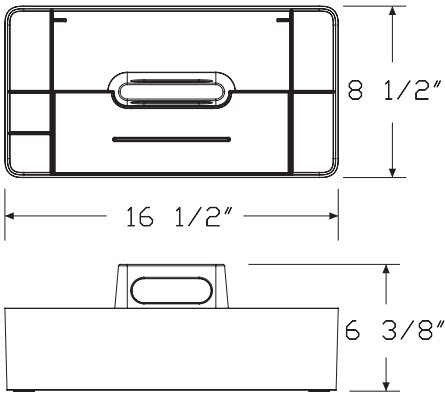
Y7236.



Product Information
Description
This molded plastic workbox comes in 1 size and fits onto an OE1 Storage Trolley.
Notes
Order OE1 storage trolley (HZ800., HZ82x., HZ83x.) separately.
Dimensions

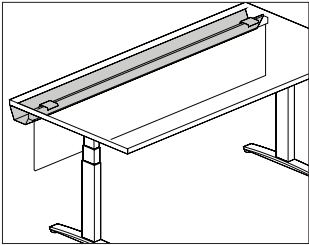
Specification Information
Step 1.
Y7236.
Step 2. Width
17 17" wide
Step 3. Depth
09 9" deep
Prices for Steps 1-3.
09
Y7236. 17
\$238
Step 4. Workbox Finish
8Q folkstone grey
DB3 glacier
DN3 nightfall lt
+\$0
+\$0
+\$0

Thrive™ Work Tools



Cable Trough

Y1200.



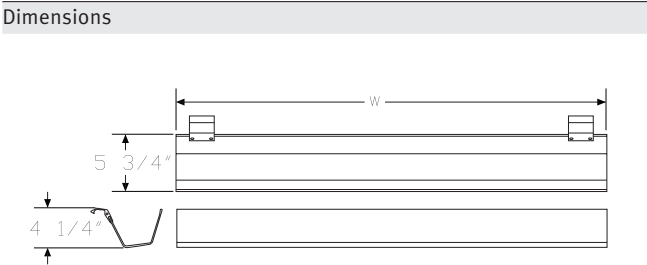
**Product Information**

**Description**

This trough attaches to a table, desk, peninsula, or work surface to hold and conceal cords and cables. It pivots down to allow easy access when laying cords inside, and can be specified with an optional modesty panel. The modesty panel has a fabric surface with aluminum top rail. Attachment hardware is included.

**Notes**

Specify trough to be equal to or less than the surface width.



**Specification Information**

**Step 1.**

**Y1200.**

**Step 2. Width**

<b>24</b>	24" wide
<b>30</b>	30" wide
<b>36</b>	36" wide
<b>42</b>	42" wide
<b>48</b>	48" wide

**Step 3. Modesty Panel Option**

<b>N</b>	no modesty panel
<b>M</b>	modesty panel

**Prices for Steps 1-3.**

	<b>N</b>	<b>M</b>
<b>Y1200. 24</b>	\$380	485
<b>30</b>	\$415	545
<b>36</b>	\$455	595
<b>42</b>	\$499	650
<b>48</b>	\$536	706

**Step 4. Cable Trough Finish**

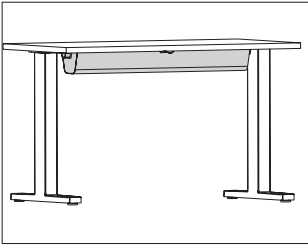
<b>AN</b>	clear anodized aluminum	+\$0
-----------	-------------------------	------

**Step 5. Modesty Panel Fabric**

*For modesty panel (M)*

Price Category 4	+\$28
------------------	-------

Hinged Cable TroughY1300.



Product Information

Description

This sheet metal trough is a stand-alone cable management tray that mounts to the underside of a work surface to hold and conceal cords and cables. It can be used with a Logic Mini unit for cord storage or used alone with cords routed through the ends of the trough. Trough holds cords in place when open.

Notes

Power strip (Y1500.) is intended to be housed inside the trough for additional power access.

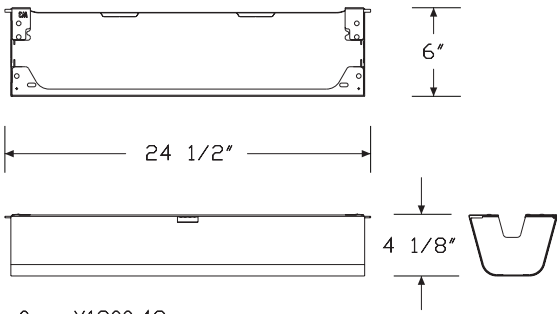
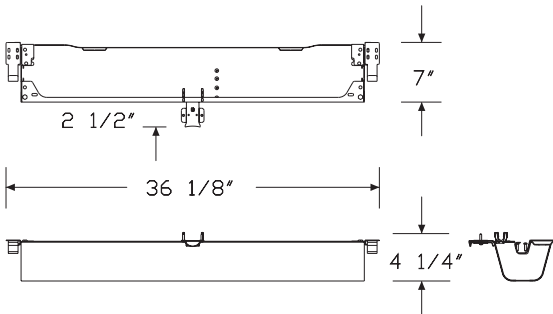
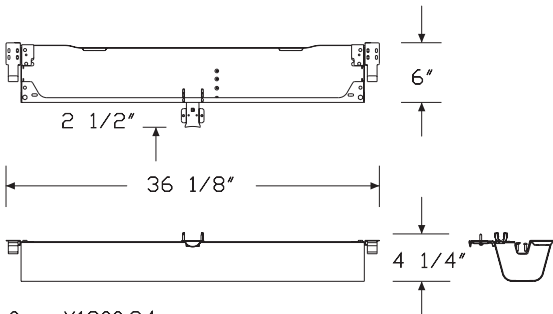
Hinged cable trough works best with a Motia® Vista™ height adjustable table (DV6GT.). Can be used on any other work surface that has the clearance for the overall dimensions listed below.

When specifying a 24"D×54"W table with legs inbound for under surface storage on both ends (2) option, the hinged cable trough option is not available. It is recommended to use the (Y1200.48N) cable trough, ordered separately.

Order the following products separately:

- Power strip (Y1500.)
- Logic Mini (Y1414., Y1412.)

Dimensions



## Hinged Cable Trough *continued*

### Specification Information

#### Step 1.

**Y1300.** ☐

#### Step 2. Work Surface Depth

**24** for use with 24" deep work surface ☐

**30** for use with 30" deep work surface ☐

**48** for use with a 24" or 30" deep x 48" wide Motia C-Leg Table ☐

#### Prices for Steps 1-2.

<b>Y1300. 24</b>	\$253
<b>30</b>	\$274
<b>48</b>	\$237

#### Step 3. Finish

##### Smooth Paint

<b>8Q</b>	folkstone grey <input type="checkbox"/>	+\$0
<b>91</b>	white <input type="checkbox"/>	+\$0
<b>98</b>	studio white <input type="checkbox"/>	+\$0
<b>CL</b>	cool grey neutral <input type="checkbox"/>	+\$0
<b>WL</b>	sandstone <input type="checkbox"/>	+\$0
<b>WN</b>	warm grey neutral <input type="checkbox"/>	+\$0

##### Sand Texture Paint

<b>BK</b>	black <input type="checkbox"/>	+\$0
<b>G1</b>	graphite <input type="checkbox"/>	+\$0

##### Metallic Paint

<b>SNB</b>	satin bronze <input type="checkbox"/>	+\$0
<b>CN</b>	metallic champagne <input type="checkbox"/>	+\$0
<b>EH</b>	metallic bronze <input type="checkbox"/>	+\$0
<b>MS</b>	metallic silver <input type="checkbox"/>	+\$0



## Index by Product Name

Thrive™ Portfolio	
Accessory Shelf	page(s) 135
Ambit™ Cork Tray	137
Ambit™ Document Holder	138
Bag Hook	132
Binder Shelf	144
Cable Trough	151
Connect™-Block Connector, 2-Circuit	64
Connect™-Block Connector, 4-Circuit	76
Connect™-Conduit Clamp	80
Connect™-Dual Junction Block Power Kit, 4-Circuit	68
Connect™-Dual Receptacle Power Kit, 2-Circuit	59
Connect™-Duplex Receptacle, 2-Circuit, 15 Amp	58
Connect™-Duplex Receptacle, 4-Circuit	74
Connect™-Ganging Bracket Kit	79
Connect™-Jumper, 2-Circuit	61
Connect™-Junction Block, 4-Circuit	72
Connect™-Junction Block Brackets, 4-Circuit	75
Connect™-Junction Block to Junction Block Jumper, 4-Circuit	70
Connect™ - Modular Power Entry, 2 Circuit, Architectural Wall	
Receptacle Box	57
Connect™-Modular Power Entry, 4 Circuit, Architectural Wall Junction	
Box	67
Connect™-Power Entry, 2-Circuit	56
Connect™-Power Entry, 4-Circuit	65
Connect™-Power Entry, 4-Circuit, New York City	66
Connect™-Power Entry with Plug End, 20 Amp	55
Connect™-Receptacle Brackets, 2-Circuit	63
Connect™-S100	41
Connect™-S200	42
Connect™-S300	43
Connect™ - S310 Electrical Unit with Connect Modular Connection	78
Connect™-S400	45
Connect™-S500	46
Connect™ - S720 - Connect Single Circuit Power Unit	49
Connect™ - S730 - Connect Single Circuit Power Unit	50
Connect™ - S740 - Connect Single Circuit Power Unit	51
Connect™ - S750 - Connect Single Circuit Power Unit	53
Connect™ Single Circuit Electrical By-Pass Jumper	48
Connect™ Single Circuit Electrical Power Entry	47
Connect™-Transition Jumper, 2- to 4-Circuit	77
Controlled Receptacle Decal (12 per sheet)	27
Cord Cleat	121
Diagonal Tray	142
Fabric Modesty Panel	98
Flo® X Dual Mount Bar - Bar only	11
Flo® X Monitor Arm - Arm Only	7

Flo® X Monitor Arm - Assembly	5
Flo® X Multi Mount Handle	13
Flo® X Multi Mount Monitor Arm - Arm Only	8
Flo® X Triple Bar Extension Kit	12
Flo® X Two-Piece Clamp Mount - Clamp only	10
Freestanding Shelf	117
Freestanding Shelf Liner	128
Glass White Board	95
Hinged Cable Trough	152
Laminate Screen, Surface Attached	88
Large Organizer	111
Logic C1000 Universal Clamp Mount Distributor	23
Logic G1000 Grommet Mounted Electrical Distributor	25
Logic G1200 Grommet Pass Thru	39
Logic HD Cable Manager	40
Logic Mini	19
Logic Mini Grommet	38
Logic Mini - Vine	21
Logic Reach™ Canvas Channel System Start	33
Logic Reach™ Canvas Dock System Start	32
Logic Reach™ Canvas Vista System Start	34
Logic Reach™ Canvas Wall System Start	30
Logic Reach™ Electrical Hub	37
Logic Reach™ Floor Start	29
Logic Reach™ Overlay System Start	35
Logic Reach™ Under Carpet Track	36
Logic Reach™ Wall Start	28
Magnetic Document Clip	118
Magnetic Marker Board	123
Marker/Eraser Holder	148
Metal Marker Board, Fabric Screen Attached	90
Metal Marker Board, Screen Attached	91
Metal Pencil Drawer	147
Mini-Shelf	145
Mobile Bag Catch	134
Mobile Bag Catch Base Liner	130
Mobile Bag Catch Shelf Liner	131
Modesty Panel	96
Monitor Platform Shelf	116
Monitor Platform Shelf Liner	127
Name Tag	119
OE1 Marker Cup	149
OE1 Metal Boundary Screen	107
OE1 Movable Screen, Flat Edge	103
OE1 Movable Screen, Pari	99
OE1 Workbox	150
Organizer Liner	125

## Index by Product Name *continued*

Index: Product Name

Oripura Laptop Stand	14
Paper Tray	140
Pari Screen, Height Adjustable Tables	81
Pencil Drawer	146
Pencil Holder	143
Personal Side Screen	84
Rod Bookend	122
Shelf	113
Shelf Backdrop	115
Shelf Liner	126
Slim Screen	112
Slim Screen Liner	129
Small Organizer	110
Squared-Edge Corner Wedge	15
Surface-Attached Screen, Flat Edge	85
Surface-Attached Tool Rail	139
Surface Clamp	124
Tone™ Personal Light	108
Tone™ Single-Arm Personal Light	109
Track Mount CPU Enclosure	18
Track Mount Small Cradle CPU Support	17
Vertical Tray	141
Vista Modesty Screen - Double Sided, Height Adjustable Table	94
Vista Privacy + Modesty Screen - Double Sided, Height Adjustable Table	93



## Index by Product Number

G9999. Controlled Receptacle Decal (12 per sheet)	page(s) 27
IH353. Ambit™ Cork Tray	137
Y1113. Modesty Panel	96
Y1114. Fabric Modesty Panel	98
Y1116. Pari Screen, Height Adjustable Tables	81
Y1117. Personal Side Screen	84
Y1118. Surface-Attached Screen, Flat Edge	85
Y1120. Laminate Screen, Surface Attached	88
Y1123. Metal Marker Board, Fabric Screen Attached	90
Y1124. Metal Marker Board, Screen Attached	91
Y1130. Vista Privacy + Modesty Screen - Double Sided, Height Adjustable Table	93
Y1131. Vista Modesty Screen - Double Sided, Height Adjustable Table	94
Y1141. OE1 Movable Screen, Pari	99
Y1142. OE1 Movable Screen, Flat Edge	103
Y1143. OE1 Metal Boundary Screen	107
Y1200. Cable Trough	151
Y1300. Hinged Cable Trough	152
Y1321. Connect™-S100	41
Y1322. Connect™-S200	42
Y1323. Connect™-S300	43
Y1324. Connect™-S400	45
Y1325. Connect™-S500	46
Y1329. Connect™ - S310 Electrical Unit with Connect Modular Connection	78
Y1338. Connect™-Ganging Bracket Kit	79
Y1339. Connect™-Conduit Clamp	80
Y1340. Connect™-Dual Receptacle Power Kit, 2-Circuit	59
Y1341. Connect™-Power Entry, 2-Circuit	56
Y1342. Connect™-Power Entry with Plug End, 20 Amp	55
Y1343. Connect™-Jumper, 2-Circuit	61
Y1344. Connect™-Block Connector, 2-Circuit	64
Y1345. Connect™-Duplex Receptacle, 2-Circuit, 15 Amp	58
Y1347. Connect™-Receptacle Brackets, 2-Circuit	63
Y1349. Connect™ - Modular Power Entry, 2 Circuit, Architectural Wall Receptacle Box	57
Y1350. Connect™-Dual Junction Block Power Kit, 4-Circuit	68
Y1351. Connect™-Power Entry, 4-Circuit	65
Y1352. Connect™-Power Entry, 4-Circuit, New York City	66
Y1353. Connect™-Junction Block to Junction Block Jumper, 4-Circuit	70
Y1354. Connect™-Block Connector, 4-Circuit	76
Y1355. Connect™-Duplex Receptacle, 4-Circuit	74
Y1356. Connect™-Transition Jumper, 2- to 4-Circuit	77
Y1357. Connect™-Junction Block Brackets, 4-Circuit	75
Y1358. Connect™-Junction Block, 4-Circuit	72

Y1359. Connect™-Modular Power Entry, 4 Circuit, Architectural Wall Junction Box	67
Y1372. Connect™ - S720 - Connect Single Circuit Power Unit	49
Y1373. Connect™ - S730 - Connect Single Circuit Power Unit	50
Y1374. Connect™ - S740 - Connect Single Circuit Power Unit	51
Y1375. Connect™ - S750 - Connect Single Circuit Power Unit	53
Y1377. Connect™ Single Circuit Electrical Power Entry	47
Y1378. Connect™ Single Circuit Electrical By-Pass Jumper	48
Y1412. Logic Mini Grommet	38
Y1414. Logic Mini	19
Y1415. Logic Mini - Vine	21
Y1420. Logic G1200 Grommet Pass Thru	39
Y1423. Logic C1000 Universal Clamp Mount Distributor	23
Y1424. Logic HD Cable Manager	40
Y1425. Logic G1000 Grommet Mounted Electrical Distributor	25
Y1450. Logic Reach™ Wall Start	28
Y1451. Logic Reach™ Floor Start	29
Y1460. Logic Reach™ Canvas Wall System Start	30
Y1461. Logic Reach™ Canvas Dock System Start	32
Y1462. Logic Reach™ Canvas Channel System Start	33
Y1464. Logic Reach™ Canvas Vista System Start	34
Y1465. Logic Reach™ Overlay System Start	35
Y1470. Logic Reach™ Under Carpet Track	36
Y1480. Logic Reach™ Electrical Hub	37
Y2091. Squared-Edge Corner Wedge	15
Y5010. Pencil Drawer	146
Y5012. Metal Pencil Drawer	147
Y6480. Tone™ Personal Light	108
Y6481. Tone™ Single-Arm Personal Light	109
Y7100. Surface-Attached Tool Rail	139
Y7216. Paper Tray	140
Y7217. Vertical Tray	141
Y7218. Diagonal Tray	142
Y7231. Marker/Eraser Holder	148
Y7232. Glass White Board	95
Y7233. Pencil Holder	143
Y7235. OE1 Marker Cup	149
Y7236. OE1 Workbox	150
Y7310. Mini-Shelf	145
Y7312. Binder Shelf	144
Y91195 Flo® X Monitor Arm - Assembly	5
Y92075 Oripura Laptop Stand	14
Y94100 Track Mount Small Cradle CPU Support	17
Y94102 Track Mount CPU Enclosure	18
Y98000 Flo® X Monitor Arm - Arm Only	7
Y98001 Flo® X Multi Mount Monitor Arm - Arm Only	8
Y98002 Flo® X Dual Mount Bar - Bar only	11

## Index by Product Number *continued*



Y98003 Flo® X Triple Bar Extension Kit	12
Y98004 Flo® X Multi Mount Handle	13
Y98005 Flo® X Two-Piece Clamp Mount - Clamp only	10
YT100. Small Organizer	110
YT150. Large Organizer	111
YT200. Slim Screen	112
YT300. Shelf	113
YT310. Shelf Backdrop	115
YT320. Monitor Platform Shelf	116
YT330. Freestanding Shelf	117
YT400. Magnetic Document Clip	118
YT410. Name Tag	119
YT430. Cord Cleat	121
YT440. Rod Bookend	122
YT450. Magnetic Marker Board	123
YT460. Surface Clamp	124
YT500. Organizer Liner	125
YT510. Shelf Liner	126
YT520. Monitor Platform Shelf Liner	127
YT530. Freestanding Shelf Liner	128
YT540. Slim Screen Liner	129
YT560. Mobile Bag Catch Base Liner	130
YT565. Mobile Bag Catch Shelf Liner	131
YT700. Bag Hook	132
YT710. Mobile Bag Catch	134
YT715. Accessory Shelf	135
YT716. Ambit™ Document Holder	138

## 20-Day or Less/Assigned Lead-Time Order Information

GSA

### 20-Day or Less and Assigned Lead-Time Programs

20-day or less and assigned lead-time products are designed for established Herman Miller dealers with pre-approved credit.

Products are distributed from multiple manufacturing facilities across the United States. All products and options not designated by an Assigned Lead-Time icon  will ship in 20 business days or less after being acknowledged by Herman Miller. Products and options designated by an  are on the assigned lead-time program and will ship in 20 days, less than 20 days, or more than 20 days from order acknowledgement.

### Ordering Procedure

Please place orders through Order Manager. If this is not available to you, place orders through mail or fax. Verbal purchase orders will not be accepted.

Order Entry fax number for Meridian® Filing and Storage:

(616) 846 9236.

Order Entry fax number for all other products:

(616) 654 3085.

For more information, contact your Customer Care representative at:

(866) 854 3048 ext 3400.

### Shipments and Delivery

Per Herman Miller Terms and Conditions.

### Changes and Cancellation

Per Herman Miller Terms and Conditions.



# Customer's Own Material Order Information — Workspaces

GSA

## Customer's Own Material

### Program Overview

The Customer's Own Material (COM) program gives you the option of using textiles other than those listed. Herman Miller will test textiles for application to Herman Miller products and will process orders for those with approved COM textiles only. COM textiles are on assigned lead times.

Omni lists an overview of fabrics that have been tested and indicates whether or not they were approved for application to Herman Miller products.

Specific information on the terms and conditions, testing, approval, and ordering process for COM is listed below. Questions about the COM program and requests for assistance may be directed to your COM representative at:

(616) 654 3400

(866) 854 3048 ext 6543400

### Customer's Own Material Warranty

Herman Miller does not warrant COM textiles. COM textiles are tested for application only; they are not tested for performance. The Herman Miller warranty does apply to the underlying products.

Suppliers of COM textiles are responsible for color consistency within commercial tolerances, UV stability, and resistance to soiling and perspiration.

### Customer's Own Material Pricing

COM is a Category 1 fabric. There are no application charges for COM fabrics.

Ordering and payment for COM textile yardage are the responsibility of the customer and the textile supplier.

If desired, Herman Miller will purchase COM textiles directly from Maharam, Camira, C.F. Stinson, Guilford of Maine, Luna Textiles, Momentum Textiles and Ultrafabrics to simplify ordering and shipment. For this service, refer to the Supplier Connection program.

### Application Note

Herman Miller does not guarantee that Customer's Own Material (COM) fabric patterns will align across panels/tiles or from one screen to the next. We also do not guarantee that COM fabric designs will be positioned consistently in the same location across several panels, tiles, or screens.

### Textile Approval

1. Select a COM textile and a Herman Miller product.
2. If your textile does not show as tested in Omni, submit a request. You will be required to select a specific color of the textile and feature of the product to test, i.e., seat, back, etc.
3. Herman Miller will notify you of approval or disapproval within 4 days from receipt of the test yardage.

Customer’s Own Material  
Order Information —  
Workspaces

continued

GSA

Ordering Products with COM

1. Refer to the specific products to determine the yardage required for COM textiles.  
*Note: Yardage requirements are based on nondirectional, 54"-wide textiles. 66"-wide textiles are needed for application on 60"-wide products. Additional yardage may be needed due to the unique characteristics of a textile.*
2. Obtain the COM ID# in Omni. If the color you are ordering does not have a COM ID# assigned, click "Create ID".
3. Enter your order on Order Manager in Omni.
4. Upon receipt of your purchase order, Herman Miller will send you a PO acknowledgment.
5. Arrangements must be made for the textiles to be shipped from the supplier to Herman Miller for application to the Herman Miller products. Textiles must be tagged with the assigned identification number and the roll yardage quantity. See Omni for shipping procedures and current shipping addresses or contact a COM representative at (616) 654 3400 or (866) 854 3048 ext 6543400.  
Products will be scheduled for production when COM textiles are received at Herman Miller. Standard lead times in effect at that time will apply.

*Note: If textiles are to be purchased directly by Herman Miller through the Supplier Connection program, Herman Miller will handle the ordering and shipping process and will schedule your order for production upon receipt of your purchase order (dependent on textile availability). Refer to the Supplier Connection program for more information.*

Supplier Connection

Program Overview

The Supplier Connection program is a service offered by Herman Miller to purchase approved COM textiles directly from Maharam, Camira, C.F. Stinson, Guilford of Maine, Luna Textiles, Momentum Textiles and Ultrafabrics. When you select a textile through this program, Herman Miller will facilitate the ordering, scheduling, and shipment of the textile directly with the supplier.

Suppliers included in the Supplier Connection program keep an active inventory of textiles that are pre-approved for application to Herman Miller products. Pre-approval applies only to the suitability of a textile for manufacturing and application to a Herman Miller product. Omni provides an overview of fabrics that have been tested and indicates whether or not they were approved for application to Herman Miller products.

Specific information on the terms and conditions, testing, approval, and ordering process for the Supplier Connection program is listed below. Questions and requests for assistance may be directed to your COM representative at:

(616) 654 3400  
(866) 854 3048 ext 6543400

Supplier Connection Warranty

Textiles purchased by Herman Miller through the Supplier Connection program are COM and are not warranted by Herman Miller. COM textiles are tested for application only; they are not tested for performance. The Herman Miller warranty does apply to the underlying products.

Suppliers of COM textiles are responsible for color consistency within commercial tolerances, UV stability, and resistance to soiling and perspiration.

Supplier Connection Pricing

Textiles purchased by Herman Miller through the Supplier Connection program are COM. COM is a Category 1 fabric. There are no application charges for COM fabrics.

Payment for textiles purchased by Herman Miller through the Supplier Connection program is the responsibility of the customer or dealer. Herman Miller will invoice the order at the suppliers prices published at the time of the order.

# Customer's Own Material Order Information — Workspaces

*continued*

## GSA

### Textile Approval

1. Select a COM textile and a Herman Miller product.
2. If your textile does not show as tested in Omni, submit a request.  
You will be required to select a specific color of the textile and feature of the product to test, i.e., seat, back, etc.
3. Herman Miller will notify you of approval or disapproval within 4 days from receipt of the test yardage.

### Ordering Products with Supplier Connection COM

1. Identify and include the following information on your purchase order:
  - Product number and option
  - Herman Miller's COM identification number
2. Enter your order on Order Manager in Omni.
3. Upon receipt of the purchase order, Herman Miller will process your order and send you a PO acknowledgment. Herman Miller will determine the yardage required to produce your product and will order and schedule for delivery the required textile. Standard lead times in effect at the time the textile is allocated at the supplier will apply to products ordered through this program.







# Textiles Application Chart — Workspaces

## GSA *continued*

- Available

☐ Assigned lead-time textile.

☐ Maharam textiles are on assigned lead times.

See following page for exception notes.

### Price Category A

No fabrics available at this time.

### Price Category B

TL\_\_ Messenger - Maharam ☐ \*

### Price Category C

Z27\_\_ Manner - Maharam ☐

Z3\_\_ Metric - Maharam ☐

### Price Category D

No fabrics available at this time.

### Price Category E

TT\_\_ Parallel - Maharam ☐

### Price Category F

No fabrics available at this time.

### Price Category G-K

No fabrics available at this time.

Action Office® Panels/Connectors
Action Office B-Style Tackboards
Action Office/Ethospace E-Style Storage
Ethospace Tiles/Connectors
Ethospace/Canvas Office Landscape® Privacy Doors
Canvas Tiles/Extended Width Tiles/Channel Tiles
Canvas B-/E-Style Storage
Canvas Tackboards
Canvas Metal Desk Hutch Back Panel
Canvas Vista™ Movable Insert and Display Unit
OE1 Boundary Agile Wall Tile
OE1 Boundary Project Board and Screens
OE1 Nook Liner/Felt Screen Liner/Storage Trolley Liner
Overlay™ Performance Wall Cladding
Pari™ Screens/Flat Edge Screens/Channel Screens
Renew™ Link Screens
Exclave® Tackable Boards and Stowage Tackable Backdrop
Exclave Video-Friendly Tackable Boards and Stowage Tackable Backdrop
Personal Side Screen
Tu® Wood Storage Cubby Tackboard
Seating

\* Available in select colors on 20-day lead-time.

Refer to “Textile Colors” for 20-day colors.


- 1 Refer to price book appendices and Omni for COM information.
- 2 Available on all products except 54” and 60” wide.
- 3 Not available on AO partial-glazed panels.
- 4 Not available on Action Office (AO®) acoustical panels.
- 5 (8R\_\_ ), (8T\_\_ ), (85\_\_ ), and (5S\_\_ ) not available on AO acoustical panels and not available on 54”- or 60”-wide products.
- 6 Not available on Action Office (AO®) connectors, cable management, and spacers.
- 7 Not available on AO acoustical panels; not available on AO2 cable management panel face.
- 8 Available in select colors. See the “Textile Colors” appendix.
- 17 Not available on Canvas E-style flipper doors.
- 18 Available on seating products in select colors. See the “Textile Colors” appendix.
- 20 Not available on Ethospace tackable tiles.
- 21 Not available on Ethospace connectors and cable management tiles.
- 22 Not available as railroaded application option for Chain and Moire on Canvas extended width tiles.

Application Note: Herman Miller cannot guarantee material/pattern alignment in adjacent products. For example, a fabric’s pattern may not align from one screen to the next, or from one panel to the next.

# Textile Colors

## GSA

### Price Category 1

**Customer's Own Material**  
Seating  
See Order Information in  
Appendices.  
Assigned lead-time textile. 

**8Z Pellicle®**  
Seating  
For New Aeron® Chairs  
56% elastomeric  
44% polyester  
23101 Mineral  
23102 Carbon  
23103 Graphite

**AireWeave™ 2**  
Seating  
For Mirra® 2 Chairs  
67% elastomeric  
33% antimony-free polyester  
1A701 Alpine  
1A702 Slate Grey  
1A703 Graphite  
1A704 Lime Green  
1A705 Cappuccino  
1A706 Urban Orange  
1A707 Dark Turquoise  
1A708 Twilight

**Chain**  
Workspaces  
66" wide  
100% recycled polyester  
with 12% ocean bound plastic  
2V01 Pearl  
2V02 Oyster  
2V03 Wheat  
2V04 Linen  
2V05 Wicker  
2V06 Bamboo  
2V07 Sage  
2V08 Spring Wood  
2V09 Iceberg

**Crossing**  
Seating/Workspaces  
54" wide  
86% antimony-free polyester  
14% polyester  
8T03 Wicker \*  
8T04 Porcelain \*  
8T05 Warm Grey \*  
8T10 Tomato  
8T17 Cerulean  
8T18 Indigo  
8T19 Shale \*  
8T22 Tin \*  
8T23 Graphite  
8T24 Black

**Crossing**  
Workspaces  
For systems products only.  
54" wide  
86% antimony-free polyester  
14% polyester  
8501 Ivory \*  
8502 Oyster \*

\* Crossing colors available  
on Exclave® Video-friendly  
Tackable Boards and Stowage  
Tackable Backdrop

**Dex**  
Seating/Workspaces  
54" wide  
67% recycled polyester  
33% polyester  
3DE01 Frost  
3DE02 Silver Pine  
3DE03 Stone  
3DE04 Shale  
3DE05 Charcoal  
3DE06 Gossamer  
3DE07 Pine

**Duo**  
Seating  
For Lino™ Chairs  
52% polyester  
48% elastomeric  
4RM01 Mineral  
4RM02 Poppy  
4RM03 Green Leaf  
4RM04 Jade  
4RM05 Shadow  
4RM06 Graphite

**Flexnet™**  
Seating  
For Caper® Chairs  
69% elastomeric  
31% polyester  
6V01 Black  
6V02 Silver Grey

**Grasscloth**  
Workspaces  
66" wide  
100% recycled polyester  
with 11% ocean bound plastic  
2I01 Silver Birch  
2I02 Pampas  
2I03 Sedge  
2I07 Lea  
2I08 Taro  
2I09 Steam Grey  
2I13 Gravel

**Intercept**  
Seating  
For Cosm™ Chairs  
60% elastomeric  
40% polyester  
84501 Graphite  
84502 Carbon  
84503 Mineral  
84504 Nightfall  
84505 Glacier  
84506 Canyon

**Lyris 2™**  
Seating  
For Setu® Chairs  
74% elastomeric  
26% polyester  
4W21 Alpine  
4W23 Chartreuse  
4W25 Berry Blue  
4W26 Slate Grey  
4W28 Chino  
4W31 Graphite

**Monologue**  
Seating/Workspaces  
54" wide  
56% recycled polyester  
44% polyester  
1MN01 Linen  
1MN02 Alabaster  
1MN04 Folkstone  
1MN05 Silver Pine  
1MN06 Slate  
1MN07 Seed  
1MN09 Persimmon  
1MN11 Meadow  
1MN12 Blue Sky  
1MN13 Blue Spruce  
1MN14 Deep Sea

Price category 1 continued on  
next page

# Textile Colors

continued

GSA

## Price Category 1

continued

Appendix: Textile Colors

Resonance	Ripple 3D Knit	Scatter	Splash 3D Knit
Workspaces	Seating	Seating/Workspaces	Seating
66" wide	Available only on Zeph® Chairs.	54" wide	Available only on Zeph® Chairs.
100% polyester	knit to size	100% recycled polyester,	knit to size
5T04 Greige	99% recycled polyester	with 26% ocean bound plastic	98% recycled polyester
5T05 Porcelain	1% lycra	4SC01 Alpine	2% lycra
5T06 Alabaster	5H201 Black	4SC02 Fog	5H101 Black
5T15 Iris	5H202 Carbon	4SC03 Shale	5H102 Carbon
5T28 Sugar	5H203 Alpine	4SC04 Persimmon	5H103 Alpine
5T47 Tobacco	5H204 Silt	4SC07 Olive	5H104 Silt
5T54 Saltbush	5H205 Tea Rose	4SC08 Glacier	5H105 Tea Rose
5T57 Seed	5H206 Cocoa	4SC09 Blue Sky	5H106 Cocoa
5T58 Sepia	5H207 Persimmon	4SC10 Lagoon	5H107 Persimmon
5T60 Iceberg	5H208 Blaze	4SC11 Slate Grey	5H108 Blaze
5T65 Red	5H209 Cayenne	4SC12 Blue Black	5H109 Cayenne
5T67 Boysenberry	5H210 Falcon	Slant	5H110 Falcon
5T68 Pistachio	5H211 Mustard Seed	Workspaces	5H111 Mustard Seed
5T69 Green Apple	5H212 Patina	66" wide	5H112 Patina
5T71 Jade	5H213 Olive	51% polyester	5H113 Olive
5T72 Blue Green	5H214 Moss	49% recycled polyester	5H114 Moss
5T74 Twilight	5H215 Aloe	22F04 Pesto	5H115 Aloe
	5H216 Glacier	22F06 Neptune	5H116 Glacier
	5H217 Ultramarine	22F07 Blueberry	5H117 Ultramarine
	5H218 Nightfall	22F10 Pumpkin	5H118 Nightfall
	5H219 Bluebell	22F12 Silver Birch	5H119 Bluebell
	5H220 Boysenberry	22F13 Bluestone	5H120 Boysenberry
	5H221 Nightfall/Bluebell	22F15 Shale	
	5H222 Patina/Alpine		Stretch Knit
	5H223 Cayenne/Glacier		Seating
	5H224 Tea Rose/Olive		Assigned lead-time textile. <span>A</span>
	5H225 Silt/Blaze		Available only on Sayl®
			Suspension Back Work Chairs
			97% polyester, 3% spandex
			3DK01 Fog
			3DK02 Slate Grey
			3DK03 Java
			3DK04 Black
			3DK05 Red
			3DK06 Green Apple
			3DK07 Berry Blue

Price category 1 continued on next page

# Textile Colors

continued

## GSA

### Price Category 1

continued

Tailored	
Seating/Workspaces	
54" wide	
56% polyester	
44% recycled polyester	
23501	Studio White * **
23502	Sugar **
23503	Tomato
23506	Chive
23508	Cobalt
23509	Cadet
23510	Fog
23511	Graphite
23512	Black
23513	Coffee

\* Color not available on Canvas Tiles.

\*\* Colors not available on Plex™ Lounge Furniture.

Tuck 3D Knit	
Seating	
Available only on Fuld Nesting Chairs.	
knit to size	
56% polyester	
44% recycled polyester	
9NK01	Alpine
9NK02	Carbon
9NK03	Nightfall
9NK04	Olive
9NK05	Cocoa
9NK06	Canyon

Whisper	
Seating/Workspaces	
54" wide	
73% recycled polyester	
27% polyester, with 11.3% ocean bound plastic	
1WS01	Sand Dollar
1WS02	Pebble
1WS03	Silver Birch
1WS04	Iceberg
1WS05	Silver Pine
1WS06	Carbon
1WS07	Cumin
1WS12	Willow
1WS13	Sea Grass
1WS14	Pool
1WS15	Blueberry

### Price Category 2

Aristo	
Seating/Workspaces	
54" wide	
88% recycled polyester	
12% polyester	
Acrylic backing	
3AR01	Forest Moss
3AR02	Light Brindle
3AR03	Mink
3AR04	Copper
3AR05	Adobe
3AR06	Cherry
3AR07	Lilac
3AR08	Green Apple
3AR09	Surf
3AR10	Waterfall
3AR11	Cadet
3AR12	Tin
3AR13	Pewter
3AR14	Grey Brindle
3AR15	Grey Black

Crepe	
Seating/Workspaces	
54" wide	
100% recycled polyester, with 43.6% ocean bound plastic	
9201	Licorice
9203	Smoke
9207	Cherry
9223	Cadet
9241	Beachglass
9249	Stone *
9251	Fog *
9252	Slate Grey
9261	Shale
9262	Graphite
9265	Mineral
9266	Persimmon
9267	Juniper
9268	Glacier
9269	Cascade
9270	Navy

\* Colors available on Exclave®

Video-friendly Tackable Boards and Stowage Tackable Backdrop

Epic	
Seating/Workspaces	
54" wide	
56% recycled polyester	
44% polyester	
Acrylic backing	
3EP01	Alabaster
3EP02	Smoke
3EP03	Falcon
3EP05	Copper
3EP06	Urban Orange
3EP07	Poppy
3EP10	Clover
3EP11	Loden
3EP14	Peacock
3EP15	Cadet
3EP16	Indigo
3EP17	Spring Wood
3EP18	Grey Brindle
3EP19	Seed
3EP20	Carbon Dark

Hint	
Seating/Workspaces	
54" wide	
76% recycled polyester	
24% polyester	
3DP01	Sediment
3DP02	Gunmetal
3DP03	Silt
3DP04	Porcelain
3DP05	Indigo
3DP06	Fern
3DP07	Adobe
3DP08	Red Sea

Price category 2 continued on next page

# Textile Colors

continued

GSA

## Price Category 2

continued

Appendix: Textile Colors

Horizon	
Workspaces	
54" wide	
65% antimony-free polyester	
35% polyester	

4N01	Rye Grass
4N02	Sugar Pine
4N03	Silver Pine
4N04	White Ash
4N05	Spring Wood
4N08	Haystack
4N09	Oat Grass
4N13	Pine Cone
4N15	Elderberry

Marvel	
Seating	
54" wide	
100% pvc-free polyurethane	

1MV01	Summer White
1MV02	Sand Dollar
1MV03	Espresso
1MV04	Folkstone Grey
1MV05	Graphite
1MV06	Onyx
1MV07	Polar Blue
1MV08	Blush Grey
1MV12	Red
1MV14	Pine
1MV15	Teal Green
1MV16	Twilight

Medley	
Seating/Workspaces	
54" wide	
100% polyester	

1HA01	Stone *
1HA02	Trail
1HA03	Charcoal
1HA04	Cinder
1HA07	Chutney
1HA09	Feather Grey *
1HA11	Loden
1HA13	Bayou *
1HA14	Blue Grotto
1HA15	Blueberry
1HA22	Khaki
1HA23	Pewter

\* Colors available on Exclave®  
Video-friendly Tackable Boards  
and Stowage Tackable Backdrop

Mellow	
Seating/Workspaces	
54" wide	
100% recycled polyester, with 16% ocean bound plastic	

4ME01	Mineral
4ME04	Olive
4ME05	Glacier
4ME06	Oceanside
4ME07	Charcoal

Metaphor – Maharam	
Seating/Workspaces	
54" wide	
100% polyester	
Acrylic backing	

ZMA01/466553-001	Afterfeather
ZMA02/466553-002	Moonflower
ZMA03/466553-003	Handcraft
ZMA04/466553-004	Crossroad
ZMA05/466553-005	Chondrite
ZMA06/466553-006	Detective
ZMA07/466553-007	Steamship
ZMA08/466553-008	Electricity
ZMA09/466553-009	Takeoff
ZMA10/466553-010	Parachute
ZMA11/466553-011	Blueshift
ZMA12/466553-012	Dockyard
ZMA13/466553-013	Bathe
ZMA14/466553-014	Icebound
ZMA15/466553-015	Thermosphere
ZMA16/466553-016	Aboard
ZMA17/466553-017	Agateware
ZMA18/466553-018	Homeland
ZMA19/466553-019	Rockfall
ZMA20/466553-020	Undergrowth
ZMA21/466553-021	Gremolata
ZMA22/466553-022	Patina
ZMA23/466553-023	Sylvan
ZMA24/466553-024	Outfield
ZMA25/466553-025	Windbreak
ZMA26/466553-026	Saguaro
ZMA27/466553-027	Barnwood
ZMA28/466553-028	Cookshop
ZMA29/466553-029	Amandine
ZMA30/466553-030	Bodhran
ZMA31/466553-031	Centerstage
ZMA32/466553-032	Focaccia
ZMA33/466553-033	Bumblebee
ZMA34/466553-034	Microbrew
ZMA35/466553-035	Sauna
ZMA36/466553-036	Gazebo
ZMA37/466553-037	Pirouette
ZMA38/466553-038	Heartbeat
ZMA39/466553-039	Shino
ZMA40/466553-040	Sunrise

Metaphor continued	
ZMA41/466553-041	Florist
ZMA42/466553-042	Beadwork
ZMA43/466553-043	Framboise
ZMA44/466553-044	Wisteria
ZMA45/466553-045	Warrior

Muse – Maharam	
Seating/Workspaces	
54" wide	
100% post-consumer recycled polyester	

8I101/466487-001	Crescendo
8I102/466487-002	Resonate
8I103/466487-003	Runway
8I104/466487-004	Ascend
8I105/466487-005	Veil
8I106/466487-006	Refresh
8I107/466487-007	Clear
8I108/466487-008	Fantasy
8I109/466487-009	Miso
8I110/466487-010	Compass
8I111/466487-011	Bergamot
8I112/466487-012	Grasshopper
8I113/466487-013	Goal
8I114/466487-014	Mistletoe
8I115/466487-015	Seaglass
8I116/466487-016	Frigid
8I117/466487-017	Riverbend
8I118/466487-018	Noble
8I119/466487-019	Pulsar
8I120/466487-020	Veilella
8I121/466487-021	Sailboat
8I122/466487-022	Sparse
8I123/466487-023	Vase
8I124/466487-024	Haven
8I125/466487-025	Mead
8I126/466487-026	Neat
8I127/466487-027	Jovial
8I128/466487-028	Theater
8I129/466487-029	Poinsettia
8I130/466487-030	Celebrate
8I131/466487-031	Spectacle

Price category 2 continued on  
next page

# Textile Colors

continued

## GSA

### Price Category 2

continued

Rhythm	
Seating	
54" wide	
100% polyester	
3002	Green Apple
3004	Bayou
3005	Berry Blue
3006	Iris
3007	Twilight
3009	Poppy
3010	Molasses
3012	Khaki
3013	Mink
3014	Black *
3015	Charcoal *

\* Colors available on Embody® Chair

Sequel	
Seating/Workspaces	
54" wide	
100% vinyl	
100% polyester knit backing	
Resilience® finish	
3SL01	White
3SL02	Pebble
3SL03	Mushroom
3SL04	Stone
3SL06	Rattan
3SL09	Seal
3SL10	Blue Fog
3SL11	Folkstone
3SL12	Shale
3SL13	Slate Grey
3SL14	Charcoal
3SL15	Carbon Dark
3SL28	Navy *

\* Color available on Eames® Tandem Sling Seating

Terra	
Seating/Workspaces	
54" wide	
100% post-consumer recycled biodegradable polyester *	
4TE01	Spring Wood
4TE02	Zinc
4TE03	Pine Cone
4TE04	Charcoal
* 1% biodegradation in 1,278 days under ASTM D5511 conditions. No evidence of further degradation.	

Twine	
Workspaces	
66" wide	
100% recycled polyester	
3TW01	Silver Birch
3TW02	Ivory
3TW03	Alabaster
3TW04	Bamboo
3TW05	Iceberg
3TW06	Charcoal
3TW07	Feather Grey
3TW08	Shale

Twist	
Seating/Workspaces	
54" wide	
80% antimony-free polyester	
13% recycled polyester	
7% polyester	
8R05	Wicker
8R10	Poppy
8R14	Tin
8R15	Shale
8R16	Graphite
8R17	Birch
8R18	Sepia
8R22	Blueberry
8R23	Green Apple
8R26	Gunmetal
8R27	Cinder
8R29	Pekoe
8R33	Forest
8R35	Waterfall
8R36	Midnight Blue
8R37	Carbon Dark

Twist	
Workspaces	
For systems products only.	
54" wide	
80% antimony-free polyester	
13% recycled polyester	
7% polyester	
5S03	Oyster

### Price Category 3

Ace	
Seating	
54" wide	
100% polyurethane	
Polyester knit backing	
Stain resistant finish	
3AC01	Summer White
3AC02	White Ash
3AC03	Rye
3AC04	Metal
3AC05	Clay
3AC06	Chestnut
3AC08	Camelback
3AC09	Chipotle
3AC12	Artichoke
3AC13	Sepia Dark
3AC14	Aloe
3AC15	Flint
3AC16	Blue Sky
3AC17	Oceanside
3AC18	Midnight
3AC20	Frost
3AC21	Lead
3AC22	Black

Fractal	
Seating/Workspaces	
58" wide	
84% recycled polyester	
16% polyester	
43Z01	Granite
43Z02	Golden Olive
43Z03	Verdant
43Z04	Cadet

Price category 3 continued on next page



# Textile Colors

continued

GSA

## Price Category 3

continued

Ground Cloth®	
Workspaces	
66" wide	
100% polyester	
4701	Vapor Grey
4721	Warm White *
4722	Fog *
4723	Straw *
4724	Red Orange *
4726	Green Apple *
4727	Caribbean *
4728	Midnight *
4729	Cappuccino *

\* Colors available on Exclave®  
Video-friendly Tackable  
Boards and Stowage Tackable  
Backdrop

Latitude	
Seating	
Colors for Mirra 2 Chairs	
100% polyester	
8M10	Alpine
8M17	Black
8M21	Slate Grey
8M23	French Press
8M25	Dark Turquoise
8M26	Twilight

Meld – Maharam	
Workspaces	
54" wide	
68% post-consumer recycled polyester	
32% polyester	
PFOA-Free stain resistant	
ZM201/466387-201	Vast
ZM202/466387-202	Panda **
ZM203/466387-203	Skyline *
ZM204/466387-204	Knight **
ZM205/466387-205	Quill **
ZM206/466387-206	Pipe
ZM207/466387-207	Grate *
ZM208/466387-208	Gloss
ZM209/466387-209	Bulb
ZM210/466387-210	Bride
ZM211/466387-211	Stark
ZM212/466387-212	Seashell
ZM213/466387-213	Antler
ZM214/466387-214	Crater *
ZM215/466387-215	Perennial
ZM216/466387-216	Mulberry
ZM217/466387-217	Fuchsia *
ZM218/466387-218	Amethyst *
ZM219/466387-219	Merlot
ZM220/466387-220	Magma *
ZM221/466387-221	Rooster
ZM222/466387-222	Heat *
ZM223/466387-223	Clementine
ZM224/466387-224	Fox
ZM225/466387-225	Kiss *
ZM226/466387-226	Bare
ZM227/466387-227	Blonde
ZM228/466387-228	Mimosa
ZM229/466387-229	Comet *
ZM230/466387-230	Honeydew
ZM231/466387-231	Wild *
ZM232/466387-232	Vine
ZM233/466387-233	Seed
ZM234/466387-234	Kale *

Meld continued	
ZM235/466387-235	Waterfall *
ZM236/466387-236	Nordic *
ZM237/466387-237	Reef *
ZM238/466387-238	Wave
ZM239/466387-239	Isle **
ZM240/466387-240	Creek
ZM241/466387-241	Mariner *
ZM242/466387-242	Globe
ZM243/466387-243	Spa

\* Colors available on  
20-day lead time.  
\*\* Colors available on  
10-day lead time.

Parcel	
Seating/Workspaces	
54" wide	
100% recycled polyester	
4GE01	Gunmetal
4GE02	Brindle
4GE03	Bayou
4GE04	Pesto
4GE05	Golden Olive
4GE06	Copper Sea

Strands	
Workspaces	
66" wide	
100% recycled polyester	
8W01	Pebble
8W02	Porcelain
8W03	Taupe
8W04	Honey
8W05	Khaki
8W06	Rye
8W07	Wicker
8W08	Tin
8W09	Cool Grey

## Price Category 4

Daydream	
Seating	
54" wide	
48% wool	
41% recycled polyester	
9% nylon	
2% polyester	
3DM01	Rye Grass
3DM02	Silver Birch
3DM03	Pewter
3DM04	Graphite
3DM05	Black
3DM06	Lemongrass
3DM07	Permission
3DM08	Juniper
3DM09	Sea Grass
3DM10	Nightfall

Sync	
Seating	
55" wide	
100% polyester	
3SY01	Pine Cone
3SY03	Canyon
3SY04	Truffle
3SY06	Everglade
3SY08	Nightfall
3SY09	Dark Mineral
3SY10	Slate Grey
3SY11	Dark Carbon
3SY12	Black



# Textile Colors

continued

## GSA

### Price Category 5

Cozy	Method – Maharam	Nico - Maharam	Summit
Seating	Seating/Workspaces	Seating/Workspaces	Seating
54" wide	54" wide	54" wide	54" wide
100% wool	100% recycled polyester with 12% ocean-bound plastic	63% wool	100% silicone
		21% polyester	Polyester knit backing
3CY01 Heathered Warm Grey	40G01/466579-001 Inspire	16% solution-dyed nylon	3SU02 Oyster
3CY02 Heathered Rye Grass	40G02/466579-002 Rhea	ZNC01/466564-001 Alcazar	3SU03 Zinc
3CY03 Heathered Cool Grey	40G03/466579-003 Noise	ZNC02/466564-002 Ironclad	3SU04 Sparrow
3CY05 Heathered Black	40G04/466579-004 Speedway	ZNC03/466564-003 Tune	3SU07 Black
3CY06 Heathered Persimmon	40G05/466579-005 Villanelle	ZNC04/466564-004 Bridegroom	3SU09 Beachglass
3CY07 Heathered Loden	40G06/466579-006 Maestro	ZNC05/466564-005 Diode	3SU10 Midnight
3CY09 Heathered Lagoon	40G07/466579-007 Destiny	ZNC06/466564-006 Jest	
3CY10 Heathered Twilight	40G08/466579-008 Possess	ZNC07/466564-007 Sanctuary	
	40G09/466579-009 Waterside	ZNC08/466564-008 Aquarius	
	40G10/466579-010 Relax	ZNC09/466564-009 Houseboat	
	40G11/466579-011 Delightful	ZNC10/466564-010 Olympian	
	40G12/466579-012 Parrotlet	ZNC11/466564-011 Tennis	
	40G13/466579-013 Verdurous	ZNC12/466564-012 Dressage	
	40G14/466579-014 Bosky	ZNC13/466564-013 Zing	
	40G15/466579-015 Acreage	ZNC14/466564-014 Bitterroot	
	40G16/466579-016 Allude	ZNC15/466564-015 Gemini	
	40G17/466579-017 Tweed	ZNC16/466564-016 Posh	
	40G18/466579-018 Korma	ZNC17/466564-017 Sizzle	
	40G19/466579-019 Fossilize	ZNC18/466564-018 Cheerful	
	40G20/466579-020 Cattail	ZNC19/466564-019 Watermelon	
	40G21/466579-021 Shortcake	ZNC20/466564-020 Toucan	
	40G22/466579-022 Racecar	ZNC21/466564-021 Rosin	
	40G23/466579-023 Courtship	ZNC22/466564-022 Jousting	
	40G24/466579-024 Jam	ZNC23/466564-023 Jojoba	
	40G25/466579-025 Sparrow	ZNC24/466564-024 Dromedary	
		ZNC25/466564-025 Toasty	
		ZNC26/466564-026 Casaba	
		ZNC27/466564-027 Greenhouse	
		ZNC28/466564-028 Sibyl	
		ZNC29/466564-029 Spearmint	
		ZNC30/466564-030 Pothos	
		ZNC31/466564-031 Calathea	
		ZNC32/466564-032 Landscape	
		ZNC33/466564-033 Espalier	
		ZNC34/466564-034 Gecko	
		ZNC35/466564-035 Meditation	

Textile Colors

continued

GSA

Price Category 6

Balance	
Seating	
For Embody® chairs	
100% polyester	
3512	Carbon
3513	Black

Price Category 7

Customer's Own Leather	
Seating	
See Order Information in	
Appendices. Assigned lead-time	
textile.	A

Price Category 8

No fabrics available at this time.

Price Category 9

Gemma – Maharam	
Seating	
55" wide	
85% wool	
15% nylon	
ZGE01/466568-001	Crinoline
ZGE02/466568-002	Angelic
ZGE03/466568-003	Savory
ZGE04/466568-004	Honeycomb
ZGE05/466568-005	Gilded
ZGE06/466568-006	Paddleboat
ZGE07/466568-007	Stagecoach
ZGE08/466568-008	Waterbuck
ZGE09/466568-009	Earnest
ZGE10/466568-010	Auric
ZGE11/466568-011	Carmine
ZGE12/466568-012	Serape
ZGE13/466568-013	Ferric
ZGE14/466568-014	Canyon
ZGE15/466568-015	Alembic
ZGE16/466568-016	Patio
ZGE17/466568-017	Sorrel
ZGE18/466568-018	Root
ZGE19/466568-019	Mansion
ZGE20/466568-020	Buff
ZGE21/466568-021	Starch
ZGE22/466568-022	Dawn
ZGE23/466568-023	Countryside
ZGE24/466568-024	Dewy
ZGE25/466568-025	Reliquary
ZGE26/466568-026	Deluge
ZGE27/466568-027	Overlay
ZGE28/466568-028	Electron
ZGE29/466568-029	Sheath
ZGE30/466568-030	Quietude
ZGE31/466568-031	Jargon
ZGE32/466568-032	Powder
ZGE33/466568-033	Tide
ZGE34/466568-034	Outwash
ZGE35/466568-035	Enamored
ZGE36/466568-036	Smitten
ZGE37/466568-037	Revere
ZGE38/466568-038	Mangosteen
ZGE39/466568-039	Allium
ZGE40/466568-040	Immense

Price category 9 continued on next page

Appendix: Textile Colors

# Textile Colors

continued

## GSA

### Price Category 9

continued

#### Gemma continued

ZGE41/466568-041	Chamber
ZGE42/466568-042	Cosmos
ZGE43/466568-043	Inkling
ZGE44/466568-044	Rainwater
ZGE45/466568-045	Shade
ZGE46/466568-046	Pendant
ZGE47/466568-047	Axial
ZGE48/466568-048	Fervent
ZGE49/466568-049	Legacy
ZGE50/466568-050	Caliber
ZGE51/466568-051	Temple
ZGE52/466568-052	Evenfall

#### Jasper - Maharam

Seating	
53" wide	
55% wool	
27% solution-dyed nylon	
18% cotton	
ZJA01/466563-001	Thrill
ZJA02/466563-002	Anise
ZJA03/466563-003	Grapefruit
ZJA04/466563-004	Lifeguard
ZJA05/466563-005	Heartfelt
ZJA06/466563-006	Corsage
ZJA07/466563-007	Earthenware
ZJA08/466563-008	Bear
ZJA09/466563-009	Firelight
ZJA10/466563-010	Dreamcatcher
ZJA11/466563-011	Bobcat
ZJA12/466563-012	Glacial
ZJA13/466563-013	Vaporize
ZJA14/466563-014	Trapdoor
ZJA15/466563-015	Halcyon
ZJA16/466563-016	Observatory
ZJA17/466563-017	Steamboat
ZJA18/466563-018	Aquathlon
ZJA19/466563-019	Cloudless
ZJA20/466563-020	Briny
ZJA21/466563-021	Magical
ZJA22/466563-022	Picnic
ZJA23/466563-023	Herbage
ZJA24/466563-024	Pasture
ZJA25/466563-025	Courtyard
ZJA26/466563-026	Leapfrog

#### Leather

Seating	
approx. 50 sq. ft. per hide	
100% leather	
2101	Ivory
2109	Black *
2110	Smoke
2111	Graphite
2112	Khaki
2113	Rattan
2114	Truffle
2115	Alpine
2116	Haze
2117	Sable Grey
2118	Dark Mineral **
2119	Dark Carbon ***
2120	Cranberry
2121	Deep Sea

\* Armpad color available on

Aeron® Chair, Graphite.

\*\* Armpad color available on Aeron Chair, Mineral.

\*\*\* Armpad color available on Aeron Chair, Carbon.

### Price Category 10

#### Firma – Maharam

Seating	
55" wide	
78% wool	
22% nylon	
3KH01/466582-001	Wrath
3KH02/466582-002	Pantomime
3KH03/466582-003	Shaded
3KH04/466582-004	Prologue
3KH05/466582-005	Framework
3KH06/466582-006	Railroad
3KH07/466582-007	Grommet
3KH08/466582-008	Lunisolar
3KH09/466582-009	Snowpack
3KH10/466582-010	Coldsnap
3KH11/466582-011	Sealift
3KH12/466582-012	Brood
3KH13/466582-013	Intertidal
3KH14/466582-014	Confide
3KH15/466582-015	Secluded
3KH16/466582-016	Leisure
3KH17/466582-017	Portfolio
3KH18/466582-018	Strato
3KH19/466582-019	Fogbow
3KH20/466582-020	Snowcone
3KH21/466582-021	Kazoo
3KH22/466582-022	Esteem
3KH23/466582-023	Mackerel
3KH24/466582-024	Brooch
3KH25/466582-025	Caesious
3KH26/466582-026	Islet
3KH27/466582-027	Biosphere
3KH28/466582-028	Hilltop
3KH29/466582-029	Arboreal
3KH30/466582-030	Lineage
3KH31/466582-031	Comfrey
3KH32/466582-032	Circe
3KH33/466582-033	Ecosystem
3KH34/466582-034	Knack
3KH35/466582-035	Watt
3KH36/466582-036	Epiphany
3KH37/466582-037	Gamma
3KH38/466582-038	Taxicab
3KH39/466582-039	Varietal

#### Gemma Multi – Maharam

Seating	
55" wide	
85% wool	
15% nylon	
ZGF01/466569-001	Andromeda
ZGF02/466569-002	Dappled
ZGF03/466569-003	Lyra
ZGF04/466569-004	Flaunt
ZGF05/466569-005	Celluloid
ZGF06/466569-006	Hydrozoa
ZGF07/466569-007	Firefly
ZGF08/466569-008	Pisces
ZGF09/466569-009	Strath
ZGF10/466569-010	Erosion
ZGF11/466569-011	Cabaret
ZGF12/466569-012	Candytuft
ZGF13/466569-013	Juice
ZGF14/466569-014	Fairground
ZGF15/466569-015	Copperplate
ZGF16/466569-016	Sunbird
ZGF17/466569-017	Cinematic
ZGF18/466569-018	Clairvoyant
ZGF19/466569-019	Crocus
ZGF20/466569-020	Memoir
ZGF21/466569-021	Roulette
ZGF22/466569-022	Voltaic
ZGF23/466569-023	Compote
ZGF24/466569-024	Lambent
ZGF25/466569-025	Twister
ZGF26/466569-026	Chronicle
ZGF27/466569-027	Sidereal
ZGF28/466569-028	Tanzanite
ZGF29/466569-029	Crystalize
ZGF30/466569-030	Chromium
ZGF31/466569-031	Pallium
ZGF32/466569-032	Spectre
ZGF33/466569-033	Courgette
ZGF34/466569-034	Viper
ZGF35/466569-035	Sunlit
ZGF36/466569-036	Heavenly
ZGF37/466569-037	Vernal
ZGF38/466569-038	Cress
ZGF39/466569-039	Limn
ZGF40/466569-040	Horseradish

Price category 10 continued on next page

# Textile Colors

continued

GSA

## Price Category 10

continued

### Gemma Multi continued

ZGF41/466569-041	Shandy
ZGF42/466569-042	Granary
ZGF43/466569-043	Percolate
ZGF44/466569-044	Motor
ZGF45/466569-045	Unicorn
ZGF46/466569-046	Lobster
ZGF47/466569-047	Rhododendron
ZGF48/466569-048	Taffy
ZGF49/466569-049	Rishi
ZGF50/466569-050	Backcountry
ZGF51/466569-051	Buckthorn
ZGF52/466569-052	Coniferous
ZGF53/466569-053	Delphic
ZGF54/466569-054	Hieroglyph
ZGF55/466569-055	Eiderdown
ZGF56/466569-056	Sandbar
ZGF57/466569-057	Tanager

### Gemma Multi Reverse – Maharam

Seating	
55" wide	
85% wool	
15% nylon	
ZGF58/466569-101	Andromeda
	Reverse
ZGF59/466569-102	Dappled
	Reverse
ZGF60/466569-103	Lyra
	Reverse
ZGF61/466569-104	Flaunt
	Reverse
ZGF62/466569-105	Celluloid
	Reverse
ZGF63/466569-106	Hydrozoa
	Reverse
ZGF64/466569-107	Firefly
	Reverse
ZGF65/466569-108	Pisces
	Reverse
ZGF66/466569-109	Strath
	Reverse
ZGF67/466569-110	Erosion
	Reverse

### Gemma Multi Reverse continued

ZGF68/466569-111	Cabaret
	Reverse
ZGF69/466569-112	Candytuft
	Reverse
ZGF70/466569-113	Juice
	Reverse
ZGF71/466569-114	Fairground
	Reverse
ZGF72/466569-115	Copperplate
	Reverse
ZGF73/466569-116	Sunbird
	Reverse
ZGF74/466569-117	Cinematic
	Reverse
ZGF75/466569-118	Clairvoyant
	Reverse
ZGF76/466569-119	Crocus
	Reverse
ZGF77/466569-120	Memoir
	Reverse
ZGF78/466569-121	Roulette
	Reverse
ZGF79/466569-122	Voltaic
	Reverse
ZGF80/466569-123	Compote
	Reverse
ZGF81/466569-124	Lambent
	Reverse
ZGF82/466569-125	Twister
	Reverse
ZGF83/466569-126	Chronicle
	Reverse
ZGF84/466569-127	Sidereal
	Reverse
ZGF85/466569-128	Tanzanite
	Reverse
ZGF86/466569-129	Crystalize
	Reverse
ZGF87/466569-130	Chromium
	Reverse
ZGF88/466569-131	Pallium
	Reverse
ZGF89/466569-132	Spectre
	Reverse

### Gemma Multi Reverse continued

ZGF90/466569-133	Courgette
	Reverse
ZGF91/466569-134	Viper
	Reverse
ZGF92/466569-135	Sunlit
	Reverse
ZGF93/466569-136	Heavenly
	Reverse
ZGF94/466569-137	Vernal
	Reverse
ZGF95/466569-138	Cress
	Reverse
ZGF96/466569-139	Limn
	Reverse
ZGF97/466569-140	Horseradish
	Reverse
ZGF98/466569-141	Shandy
	Reverse
ZGF99/466569-142	Granary
	Reverse
ZGFA0/466569-143	Percolate
	Reverse
ZGFA1/466569-144	Motor
	Reverse
ZGFA2/466569-145	Unicorn
	Reverse
ZGFA3/466569-146	Lobster
	Reverse
ZGFA4/466569-147	Rhododendron
	Reverse
ZGFA5/466569-148	Taffy
	Reverse
ZGFA6/466569-149	Rishi
	Reverse
ZGFA7/466569-150	Backcountry
	Reverse
ZGFA8/466569-151	Buckthorn
	Reverse
ZGFA9/466569-152	Coniferous
	Reverse
ZGFB0/466569-153	Delphic
	Reverse

### Gemma Multi Reverse continued

ZGFB1/466569-154	Hieroglyph
	Reverse
ZGFB2/466569-155	Eiderdown
	Reverse
ZGFB3/466569-157	Tanager
	Reverse

### Petra - Maharam

Seating	
55" wide	
70% wool	
19% linen	
11% nylon	
ZP401/466580-001	Hieroglyph
ZP402/466580-002	Interior
ZP403/466580-003	Samovar
ZP404/466580-004	Calcite
ZP405/466580-005	Silversmith
ZP406/466580-006	Rivet
ZP407/466580-007	Carpolite
ZP408/466580-008	Bonbon
ZP409/466580-009	Dreamy
ZP410/466580-010	Bejewel
ZP411/466580-011	Sashimi
ZP412/466580-012	Spirula
ZP413/466580-013	Chalet
ZP414/466580-014	Reindeer
ZP415/466580-015	Nostalgia
ZP416/466580-016	Trove
ZP417/466580-017	Narcissus
ZP418/466580-018	Yurt
ZP419/466580-019	Congee
ZP420/466580-020	Genepy
ZP421/466580-021	Herbaceous
ZP422/466580-022	Paddock
ZP423/466580-023	Precious
ZP424/466580-024	Biome
ZP425/466580-025	Tinted
ZP426/466580-026	Pelagic
ZP427/466580-027	Bluebill
ZP428/466580-028	Chicory
ZP429/466580-029	Eaglet
ZP430/466580-030	Permafrost
ZP431/466580-031	Atlantic
ZP432/466580-032	Airstream
ZP433/466580-033	Debonair

# Textile Colors

continued

GSA

## Price Category A

No fabrics available at this time.

## Price Category B

### Messenger — Maharam

Seating/Workspaces

54" wide

78% post-industrial

recycled polyester

15% polyester

7% nylon

TI07/458640-007 Shadow

TI24/458640-024 Poppy

TI25/458640-025 Mao

TI29/458640-029 Onyx \*

TI31/458640-031 Cloud \*

TI38/458640-038 Depth \*

TI40/458640-040 Nile \*

TI41/458640-041 Azure \*

TI45/458640-045 Cactus \*

TI46/458640-046 Ice \*

TI48/458640-048 Neon

TI50/458640-050 Hydrangea

TI53/458640-053 Tangelo

TI54/458640-054 Lumine \*

TI58/458640-058 Snow \*\*

TI60/458640-060 Peridot

TI61/458640-061 Capri \*

TI62/458640-062 Ultramarine

TI63/458640-063 Squall

TI66/458640-066 Cassis

TI67/458640-067 Aster

### Messenger continued

TI69/458640-069 Cherry

TI70/458640-070 Vibrant

TI71/458640-071 Satsuma \*

TI72/458640-072 Maize

TI76/458640-076 Fossil

TI77/458640-077 Ash

TI78/458640-078 Tusk

TI79/458640-079 Oyster \*\*

TI81/458640-081 Husk

TI84/458640-084 Robust

TI85/458640-085 Beyond

TI86/458640-086 Voyage \*

TI87/458640-087 Everglade

TI89/458640-089 Blanch \*\*

TI90/458640-090 Longspur

TI91/458640-091 Vireo

TI92/458640-092 Dipper

TI93/458640-093 Gale

TI94/458640-094 Hunter

TI95/458640-095 Lime

TI96/458640-096 Apple

TI97/458640-097 Krill

TI98/458640-098 Catalyst

\* Colors available on  
20-day lead time.

\*\* Colors not available on Eames  
Molded Fiberglass and Molded  
Plastic Side Chairs.

## Price Category C

### Manner - Maharam

Seating/Workspaces

54" wide

65% post-industrial

recycled polyester

35% post-consumer

recycled polyester

Z2701/466177-001 Magic

Z2702/466177-002 Carob

Z2703/466177-003 Porpoise

Z2704/466177-004 Flint

Z2705/466177-005 Hush \*

Z2706/466177-006 Nuance

Z2711/466177-011 Ember

Z2712/466177-012 Wagon

Z2713/466177-013 Ablaze

Z2714/466177-014 Peel

Z2716/466177-016 Butterscotch

Z2717/466177-017 Harvest

Z2720/466177-020 Parakeet

Z2722/466177-022 Aquatic

Z2723/466177-023 Cottage

Z2724/466177-024 Dahlia

Z2725/466177-025 Vivid

Z2726/466177-026 Basin

Z2727/466177-027 Schooner

Z2728/466177-028 Slope

Z2729/466177-029 Silverpoint

Z2730/466177-030 Lattice

Z2731/466177-031 Smoky

Z2732/466177-032 Magnetic

Z2733/466177-033 Woad

Z2734/466177-034 Resolute

Z2735/466177-035 Cruise

Z2736/466177-036 Atmospheric

Z2737/466177-037 Cloudburst

Z2738/466177-038 Tidewater

Z2739/466177-039 Firth

Z2740/466177-040 Oceanside

Z2741/466177-041 Grandeur

Z2742/466177-042 Comfort

Z2743/466177-043 Dill

Z2744/466177-044 Poplar

Z2745/466177-045 Citronella

Z2746/466177-046 Passerine

Price category C continued on  
next page

Appendix: Textile Colors

# Textile Colors

continued

GSA

## Price Category C

continued

### Manner continued

Z2747/466177-047 Southwest  
Z2748/466177-048 Roseate  
Z2749/466177-049 Charisma  
Z2750/466177-050 Siltstone  
Z2751/466177-051 Kimono  
Z2752/466177-052 Valiant  
Z2753/466177-053 Baroness

\* Color not available on  
Eames Aluminum Group,  
Executive Chairs, Upholstered  
Molded Plywood Chairs, and Sofa  
Compact.

### Merit - Maharam

Seating  
54" wide  
76% post-industrial  
recycled polyester  
24% polyester  
PFOA-Free stain resistant

88Z01/466444-001 Trickle  
88Z02/466444-002 Beluga  
88Z03/466444-003 Gunmetal  
88Z04/466444-004 Blackout  
88Z05/466444-005 Superior  
88Z06/466444-006 Ocean  
88Z07/466444-007 Highborn  
88Z08/466444-008 Immersed  
88Z09/466444-009 Rainfall  
88Z10/466444-010 Blizzard  
88Z11/466444-011 Poolside  
88Z12/466444-012 Steel  
88Z13/466444-013 Zircon  
88Z14/466444-014 Ripple  
88Z15/466444-015 Aegean  
88Z16/466444-016 Armada  
88Z17/466444-017 Hedera  
88Z18/466444-018 Rainforest  
88Z19/466444-019 Gator  
88Z20/466444-020 Vineyard  
88Z21/466444-021 Pine  
88Z22/466444-022 Kiwi  
88Z23/466444-023 Kookaburra

### Merit continued

88Z24/466444-024 Bellini  
88Z25/466444-025 Sunflower  
88Z26/466444-026 Sandstorm  
88Z27/466444-027 Mudder  
88Z28/466444-028 Lynx  
88Z29/466444-029 Farro  
88Z30/466444-030 Manila  
88Z31/466444-031 Starfish  
88Z32/466444-032 Brass  
88Z33/466444-033 Arrow  
88Z34/466444-034 Gelato  
88Z35/466444-035 Nectarine  
88Z36/466444-036 Macaron  
88Z37/466444-037 Alert  
88Z38/466444-038 Goji  
88Z39/466444-039 Cabernet  
88Z40/466444-040 Eggplant  
88Z41/466444-041 Hawk  
88Z42/466444-042 Stag  
88Z43/466444-043 Overcast

### Metric - Maharam

Seating/Workspaces  
54" wide  
51% post-industrial  
recycled polyester  
49% polyester  
Z302/466014-002 Fog  
Z303/466014-003 Fleece  
Z312/466014-012 Cardinal  
Z313/466014-013 Lava  
Z318/466014-018 Pollen  
Z320/466014-020 Alligator  
Z323/466014-023 Tar  
Z324/466014-024 Anchor  
Z326/466014-026 Admiral  
Z327/466014-027 Seaport  
Z328/466014-028 Scuba  
Z329/466014-029 Skate  
Z330/466014-030 Hopscotch  
Z331/466014-031 Film  
Z332/466014-032 Whale  
Z333/466014-033 Downpour  
Z334/466014-034 Middy

### Metric continued

Z335/466014-035 Talisman  
Z336/466014-036 Hedgerow  
Z337/466014-037 Snorkel  
Z338/466014-038 Highway  
Z339/466014-039 Canary  
Z340/466014-040 Sunny  
Z341/466014-041 Aztec  
Z342/466014-042 Fruit  
Z343/466014-043 Galah  
Z344/466014-044 Kiln  
Z345/466014-045 Moth

### Murmur - Maharam

Seating  
55" wide  
100% polyester  
PFOA-Free stain resistant  
8EY01/466446-001 Gust  
8EY02/466446-002 Harmonica  
8EY03/466446-003 Canopy  
8EY04/466446-004 Dim  
8EY05/466446-005 Peppercorn  
8EY06/466446-006 Cauldron  
8EY07/466446-007 Conquer  
8EY08/466446-008 Rapids  
8EY09/466446-009 Seawater  
8EY10/466446-010 Baby  
8EY11/466446-011 Elderberry  
8EY12/466446-012 Iceberg  
8EY13/466446-013 Tallgrass  
8EY14/466446-014 Underground  
8EY15/466446-015 Biome  
8EY16/466446-016 Cask  
8EY17/466446-017 Argan  
8EY18/466446-018 Sundown  
8EY19/466446-019 Ignite  
8EY20/466446-020 Sultry  
8EY21/466446-021 Sangria

## Price Category D

### Bluff - Maharam

Seating  
54" wide  
100% polyurethane  
Ink-resistant protective top coat  
Polyester backing  
8I801/466489-001 Loom  
8I802/466489-002 Helm  
8I803/466489-003 Cruller  
8I804/466489-004 Folklore  
8I805/466489-005 Beguile  
8I806/466489-006 Sherpa  
8I807/466489-007 Teleport  
8I808/466489-008 Annex  
8I809/466489-009 Lorimer  
8I810/466489-010 Cinema  
8I811/466489-011 Zip  
8I812/466489-012 Coach  
8I813/466489-013 Supernova  
8I814/466489-014 Pirate  
8I815/466489-015 Academy  
8I816/466489-016 Disco  
8I817/466489-017 Equator  
8I818/466489-018 Brink  
8I819/466489-019 Scene  
8I820/466489-020 Petrichor  
8I821/466489-021 Exotic  
8I822/466489-022 Fauna  
8I823/466489-023 Calabash  
8I824/466489-024 Fuscous  
8I825/466489-025 Wildling  
8I826/466489-026 Blitz  
8I827/466489-027 Allspice  
8I828/466489-028 Lumos  
8I829/466489-029 Pilot  
8I830/466489-030 Jukebox  
8I831/466489-031 Dugout  
8I832/466489-032 Claret  
8I833/466489-033 Flamenco



# Textile Colors

continued

GSA

## Price Category E

Parallel — Maharam	
Workspaces	
66" wide	
100% recycled polyester	
TT03/901180-003	Fog
TT22/901180-022	Sterling
TT23/901180-023	Linen
TT24/901180-024	Pea
TT27/901180-027	Boulder
TT28/901180-028	Stream
TT29/901180-029	Shiitake
TT32/901180-032	Brandy
TT33/901180-033	Crater
TT36/901180-036	Quail

## Price Category F

Apt — Maharam	
Seating	
54" wide	
100% polyurethane/silicone	
Ink-resistant protective top coat	
Polyester backing	
82T12/466392-012	Iris
82T13/466392-013	Nocturnal
82T14/466392-014	Fluid
82T15/466392-015	Eden
82T16/466392-016	Galactic
82T17/466392-017	Shoreline
82T18/466392-018	Jade
82T19/466392-019	Garden
82T20/466392-020	Botanic
82T21/466392-021	Chartreuse
82T23/466392-023	Lyric
82T24/466392-024	Turmeric
82T25/466392-025	Bengal
82T26/466392-026	Core
82T27/466392-027	Mantle
82T28/466392-028	Sorbet
82T32/466392-032	Oak
82T33/466392-033	Castle
82T34/466392-034	Follow
82T35/466392-035	Elixir
82T36/466392-036	Charm
82T37/466392-037	Descend
82T38/466392-009	Sketch
82T39/466392-010	Glacier
82T40/466392-031	Fortress
82T41/466392-030	Lotus
82T42/466392-001	Coconut
82T43/466392-011	Cobblestone
82T44/466392-029	Bloom
82T45/466392-022	Crepe
82T46/466392-006	Hickory
82T47/466392-007	Constellation
82T48/466392-008	Labyrinth
82T49/466392-002	Vibe
82T50/466392-003	Stampede
82T51/466392-004	Lumber
82T52/466392-005	Gingerbread

Instill — Maharam	
Seating	
54" wide	
100% polyurethane	
Ink-resistant protective top coat	
Polyester backing	
74M01/466351-001	Page
74M02/466351-002	Limestone
74M03/466351-003	Bobwhite
74M04/466351-004	Loafer
74M07/466351-007	Shaker
74M08/466351-008	Doe
74M09/466351-009	Ride
74M10/466351-010	Squire
74M11/466351-011	Tannin
74M12/466351-012	Vitis
74M14/466351-014	Quail
74M15/466351-015	Brittanic
74M16/466351-016	Narwhal
74M18/466351-018	Stowaway
74M19/466351-019	Koala
74M20/466351-020	Dorsal
74M21/466351-021	Stealth

Keen — Maharam	
Seating	
54" wide	
61% polyester	
39% polyolefin	
PFOA-Free stain resistant	
Acrylic backing	
89N01/466433-001	Gaur
89N02/466433-002	Lock
89N03/466433-003	Elk
89N04/466433-004	Oatmeal
89N05/466433-005	Lakefront
89N06/466433-006	Argent
89N07/466433-007	Coyote
89N08/466433-008	Eventide
89N09/466433-009	Canal
89N10/466433-010	Rosemary
89N11/466433-011	Herb
89N12/466433-012	Ruby
89N13/466433-013	Loganberry

Ledger — Maharam	
Seating	
54" wide	
100% polyurethane	
V9G1/463770-001	001
V9G2/463770-002	002
V9G3/463770-003	003
V9G4/463770-004	004
V9GG/463770-017	017
V9GQ/463770-025	025
V9GS/463770-026	026
V9GU/463770-028	028
V9GV/463770-029	029
V9GW/463770-030	030
V9GX/463770-031	031
V9GY/463770-032	032
V9G18/463770-042	042
V9G19/463770-043	043
V9G20/463770-044	044
V9G21/463770-045	045
V9G22/463770-046	046

Loop — Maharam	
Seating	
57" wide	
48% post-industrial recycled polyester	
26% polyester	
26% post-consumer recycled polyester	
PFOA-Free stain resistant	
Acrylic Backing	
ZLL01/466469-001	Opossum
ZLL02/466469-002	Foundation
ZLL03/466469-003	Naval
ZLL04/466469-004	Buoyant
ZLL05/466469-005	Mockingbird
ZLL06/466469-006	Dynasty
ZLL07/466469-007	Zori
ZLL08/466469-008	Wildfire
ZLL09/466469-009	Floral
ZLL10/466469-010	Penguin

Price category F continued on next page

Appendix: Textile Colors

# Textile Colors

continued

## GSA

### Price Category F

continued

Pepper - Maharam	
Seating	
58" wide	
49% polyester	
41% post-industrial recycled polyester	
10% post-consumer recycled polyester	
PFOA-Free stain resistant	
Acrylic Backing	
8LW01/466486-001	Dojo
8LW02/466486-002	Marengo
8LW03/466486-003	Harlequin
8LW04/466486-004	Pavlova
8LW06/466486-006	Achiote
8LW07/466486-007	Essence
8LW08/466486-008	Genome
8LW09/466486-009	Myriad
8LW10/466486-010	Terrarium

Strum - Maharam	
Seating	
54" wide	
100% polyurethane	
with silver-based antimicrobial	
Z3301/466122-001	Overcast
Z3302/466122-002	Ridge
Z3304/466122-004	Pigeon
Z3307/466122-007	Bur
Z3308/466122-008	Abalone
Z3312/466122-012	Lemongrass

### Price Category G

Compound - Maharam	
Seating	
54" wide	
100% polyurethane	
silane-based antimicrobial	
ZC201/466196-001	Quartz
ZC203/466196-003	Weathered
ZC204/466196-004	Cliff
ZC205/466196-005	Espresso
ZC206/466196-006	Smolder
ZC207/466196-007	Blaze
ZC208/466196-008	Mandarin
ZC209/466196-009	Maple
ZC210/466196-010	Perennial
ZC211/466196-011	Mountainside
ZC212/466196-012	Tundra
ZC213/466196-013	Manatee
ZC214/466196-014	Marine
ZC215/466196-015	Twilight
ZC216/466196-016	Shelter
ZC217/466196-017	Vessel
ZC218/466196-018	Smoke
ZC219/466196-019	Fog

Gild - Maharam	
Seating	
54" wide	
100% non-phthalate vinyl	
Ink-resistant protective top coat	
Polyester backing	
8AR01/466432-005	Grapevine
8AR02/466432-009	Frosting
8AR03/466432-007	Smokey
8AR04/466432-003	Skylight
8AR05/466432-011	Sandstone
8AR06/466432-004	Hurricane
8AR07/466432-002	Wreath
8AR08/466432-001	Rainforest
8AR09/466432-012	Fudge
8AR10/466432-010	Lantern
8AR11/466432-006	Planet
8AR12/466432-008	Reflection

### Price Category H

Circles — Maharam	
Seating	
55" wide	
70% cotton	
30% polyester	
ZT01/458310-001	Khaki
ZT02/458310-002	Fatigue
ZT03/458310-003	Document
ZT04/458310-004	Engine

Dot Pattern — Maharam	
Seating	
55" wide	
71% cotton	
29% polyester	
ZK01/458300-001	Document
ZK02/458300-002	Taupe
ZK04/458300-004	Red
ZK05/458300-005	Navy

Small Dot Pattern — Maharam	
Seating	
55" wide	
71% cotton	
29% polyester	
ZL01/458320-001	Document
ZL02/458320-002	Sand
ZL03/458320-003	Khaki
ZL04/458320-004	Taupe
ZL05/458320-005	Charcoal
ZL06/458320-006	Document
	Reverse
ZL07/458320-007	Red
ZL08/458320-008	Yellow
ZL09/458320-009	Green

### Price Category I

Cursive – Maharam	
Seating	
54" wide	
67% solution-dyed acrylic	
33% solution-dyed polyester	
PFOA-Free stain resistant	
7CW01/466335-001	Fast
7CW03/466335-003	Beachcomb
7CW05/466335-005	Swift
7CW06/466335-006	Jetstream
7CW07/466335-007	Inkwell
7CW08/466335-008	Rubber



# Textile Colors

*continued*

GSA

---

Price Category J-V

No fabrics available at this time.

For more information about our products and services or to see a list of dealers, please visit us at [HermanMiller.com](http://HermanMiller.com) or call (800) 851 1196.

© 2024 Herman Miller, Inc., Zeeland, Michigan


#### Distribution Rights

Working together since 1956, Herman Miller and Vitra are the authentic sources of designs by Charles and Ray Eames, Alexander Girard, and George Nelson. All the designs shown in this book are protected by law. Herman Miller has obtained all rights to make and sell these designs. Also, Herman Miller holds exclusive worldwide manufacturing and distribution rights for these products with the following exceptions:

Charles and Ray Eames, George Nelson, and Alexander Girard—Worldwide distribution rights for furniture in all areas except Europe and the Middle East. For those areas, please contact Vitra.

Isamu Noguchi—Worldwide distribution rights for the Noguchi Rudder Table. Distribution rights for the Noguchi Table in North America and Central America only. For all other areas, please contact Vitra.

Magis—Exclusive distribution rights in the US and Canada. For all other areas, please contact Magis.

® **HermanMiller**, , Action Office, Aeron, Aside, Canvas Office Landscape, Capex, Cosm, Co/Struc, Eames, Embody, Ethospace, Exclave, Fine-Tune, FlexFront, Formcoat, Ground Cloth, Intent, Layout Studio, Lino, Maharam, Meridian, Mirra, Motia, Nelson, Pellicle, Perspectives, Plex, PostureFit, PostureFit SL, Sayl, Setu, Tu, Verus, Y-Tower and Zeph are among the registered trademarks of Herman Miller, Inc., and its owned subsidiaries.

™ AireWeave, Bubbletack, Canvas Vista, Cellular Suspension, Commend, Compass, Connect, DOT, Durawrap, Everywhere, Flex-Edge, Headway, Hopsak 2, Iota, Keyless Entry, Latitude, Lyrís 2, Mora, Multiscrim, Nevi, OE1, OE1 Workspace Collection, Overlay, Renew, Stackable, Swoop, Thrive, TriFlex, Twist and Valor are among the trademarks of Herman Miller, Inc., and its owned subsidiaries.

Chemsurf® is a registered trademark of Wilsonart International.

Corian® is a registered trademark of E.I. du Pont de Nemours and Company Corporation.

FLEXNET™ is a trademark of Milliken & Company.

Floor Saver Glide® is a registered trademark of Carpin Manufacturing, Inc.

Forest Stewardship Council® is a registered trademark of the Forest Stewardship Council A.C. (FSC). We are FSC® certified (FSC® C102895).

FSC® is a registered trademark of the Forest Stewardship Council A.C. (FSC).

MicrobeCare™ is a trademark of Parasol Medical LLC.

Microsoft® and Natural® Keyboard are registered trademarks of Microsoft Corporation.

Place Textiles® is a registered trademark of Place Textiles.