



- 1 Hatch 3 Seater Left Arm
- 2 Hatch Single Stool
- 3 Hatch 3 Seater No Arms
- 4 Riley Table
- 5 Hatch 3 Seater Right Arm
- 6 Hatch 2 Seater 2 Arms

hatch

Modular Seating



- 7 Hatch 3 Seater Left Arm
- 8 Hatch 3 Seater No Arms
- 9 Hatch Armchair
- 10 Hatch Single Stool
- 11 Riley Table



Hatch Modular Seating designed by naughtone 2016


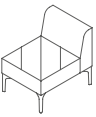

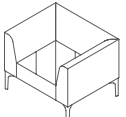
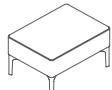
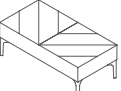
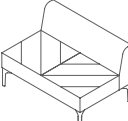
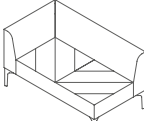
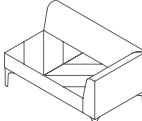
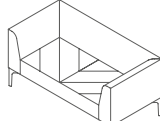
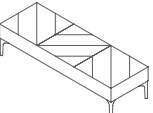
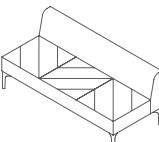
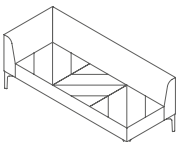
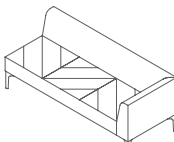
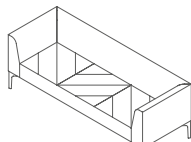
About Hatch

Hatch is designed to be effortless to plan into configurations with its straightforward yet characteristic quilted seat modules. The tactile structure to the fabric provides a satisfying repeat pattern that works across any composition. Hatch has a firm, upright sit and compact dimensions, making it the ideal choice for modern commercial environments such as shops, restaurants or reception lounges.


Compliance

- SCS Indoor Advantage™ Gold Certificate
- FSC®certified products available upon request
- naughtone is FISP and ISO14001 certified
- Our seating is designed to meet or exceed all EN performance requirements per BS EN 16139:2013

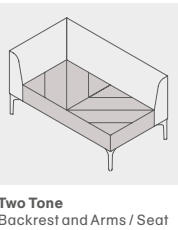
Sizes All dimensions quoted are rounded to the nearest 5mm or nearest 1/2 inch

 <div>NOHAN110 Hatch Single Stool mm W 510 D 510 H 410 Seat 410 inch W 20 D 20 H 16 Seat 16</div>	 <div>NOHAN120 Hatch Chair no arms mm W 510 D 690 H 685 Seat 410 inch W 20 D 27 H 27 Seat 16</div>	 <div>NOHAN130 Hatch Corner Chair 1 arm mm W 690 D 690 H 685 Seat 410 inch W 27 D 27 H 27 Seat 16</div>	 <div>NOHAN120 Hatch Chair 2 arms mm W 870 D 690 H 685 Seat 410 inch W 34.5 D 27 H 27 Seat 16</div>	 <div>NOSYN610 Hatch / Symbol Rectangular Table mm W 690 D 510 H 410 inch W 27 D 20 H 16</div>
 <div>NOHAN210 Hatch 2 Seat Bench mm W 1020 D 510 H 410 Seat 410 inch W 40 D 20 16 Seat 16</div>	 <div>NOHAN220 Hatch 2 Seater no arms mm W 1020 D 690 H 685 Seat 410 inch W 40 D 27 H 27 Seat 16</div>	 <div>NOHAN230 Hatch 2 Seater right arm mm W 1200 D 690 H 685 Seat 410 inch W 47 D 27 H 27 Seat 16</div>	 <div>NOHAN240 Hatch 2 Seater left arm mm W 1200 D 690 H 685 Seat 410 inch W 47 D 27 H 27 Seat 16</div>	 <div>NOHAN250 Hatch 2 Seater 2 arms mm W 1380 D 690 H 685 Seat 410 inch W 54.5 D 27 H 27 Seat 16</div>
 <div>NOHAN310 Hatch 3 Seat Bench mm W 1530 D 510 H 410 Seat 410 inch W 60 D 20 H 16 Seat 16</div>	 <div>NOHAN320 Hatch 3 Seater no arms mm W 1530 D 690 H 685 Seat 410 inch W 60 D 27 H 27 Seat 16</div>	 <div>NOHAN330 Hatch 3 Seater right arm mm W 1710 D 690 H 685 Seat 410 inch W 67.5 D 27 H 27 Seat 16</div>	 <div>NOHAN340 Hatch 3 Seater left arm mm W 1710 D 690 H 685 Seat 410 inch W 67.5 D 27 H 27 Seat 16</div>	 <div>NOHAN350 Hatch 3 Seater 2 arms mm W 1890 D 690 H 685 Seat 410 inch W 74.5 D 27 H 27 Seat 16</div>

Base Options



Other Options







Hatch Modular Seating Technical Specifications

Testing

Our chairs are designed to meet or exceed all EN performance requirements per **EN 15372:2008**, which includes the following tests:

- Edges of top rounded or chamfered, no burrs or sharp edges
- Shall not be possible for load bearing parts to come loose unintentionally
- Shear and squeeze points during use
- Stability under vertical force – Main surface
- Horizontal static load – High
- Vertical static load
- Horizontal fatigue
- Vertical impact for tables without glass

Structural Testing Certifications

NOHAN1401
Hatch arm chair
BS EN16139:2013, level 1
Static load 160kg

NOHAN2401
Hatch 2 seat sofa with left arm
BS EN16139:2013, level 1
Static load 320kg

NOHAN3201
Hatch 3 seat sofa no arm
BS EN16139:2013, level 1
Static load 480kg

Flammability

The cold cure foam material has been tested to meet the following standards:

British standard
5852:2006 Part 2

California Technical Bulletin
117-2013

Italian standards
UNI 9175-CLASS 1.IM

The flammability standard of the covering fabric is dependent on the choice made by the customer, details of the flammability rating of specific fabrics can be found on supplier's websites listed below.

- www.kvadrat.dk
- www.camirafabrics.com
- www.butefabrics.com
- www.panaz.com
- www.maharam.com
- www.vescom.com
- www.ultrafabricsllc.com
- www.crestleather.com

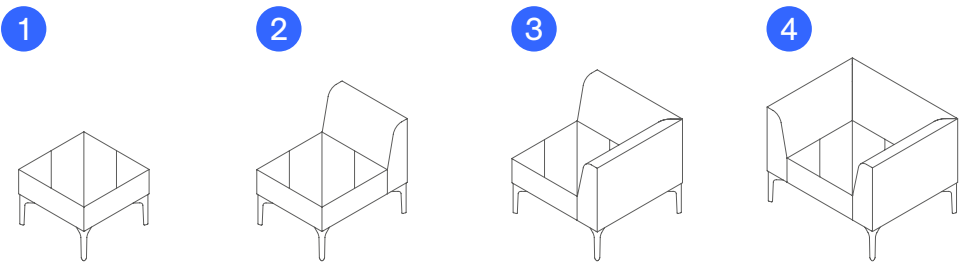
Servicing

If a component is damaged and needs replacing then please email our team with an image of the damaged part and reference your order number, we will be happy to facilitate any replacements.

Warranty

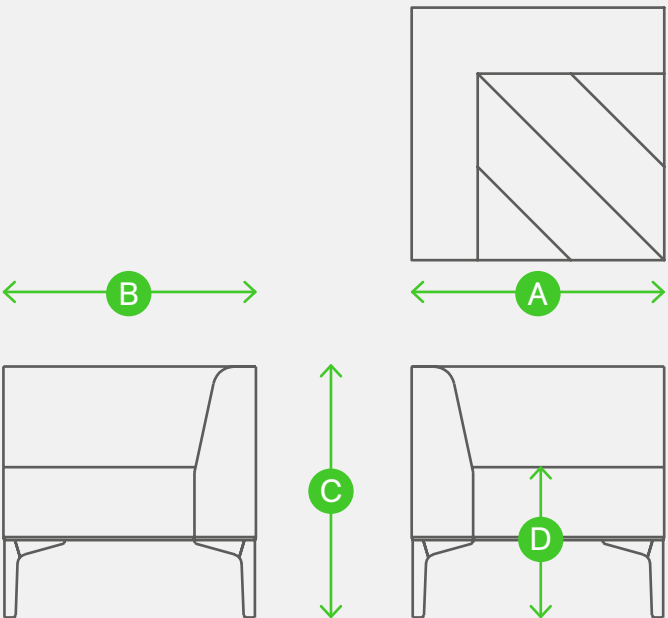
naughtone offers a **10 Year** warranty across all products. Details on the terms and conditions of naughtones warranty can be found at naughtone.com/warranty

Hatch Single Seaters Technical Specifications

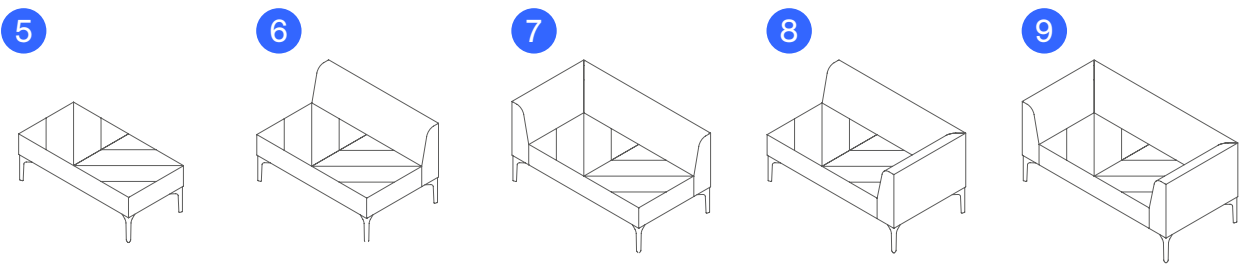


Product Code and Description <small>All dimensions quoted are rounded to the nearest 5mm or nearest 1/2 inch</small>	A Overall Width	B Overall Depth	C Overall Height	D Seat Height	E Distance between Legs (Front)	F Distance between Legs (Side)	G Weight
1 NOHAN110 Hatch Single Stool	510 mm 20 in	510 mm 20 in	410 mm 16 in	410 mm 16 in	440 mm 17.5 in	440 mm 17.5 in	21.02 kg 46.3 lbs
2 NOHAN120 Hatch No Arms	510 mm 20 in	690 mm 27 in	685mm 27in	410 mm 16 in	440 mm 17.5 in	620 mm 24.5 in	34.5 kg 76.1 lbs
3 NOHAN130 Hatch Corner Chair 1 Arm	690 mm 27 in	690 mm 27 in	685mm 27in	410 mm 16 in	620 mm 24.5 in	620 mm 24.5 in	37.4 kg 82.5 lbs
4 NOHAN140 Hatch Chair 2 Arms	870 mm 34.5 in	690 mm 27 in	685mm 27in	410 mm 16 in	800 mm 31.5 in	620 mm 24.5 in	30.9 kg 68.1 lbs

Measuring Guide

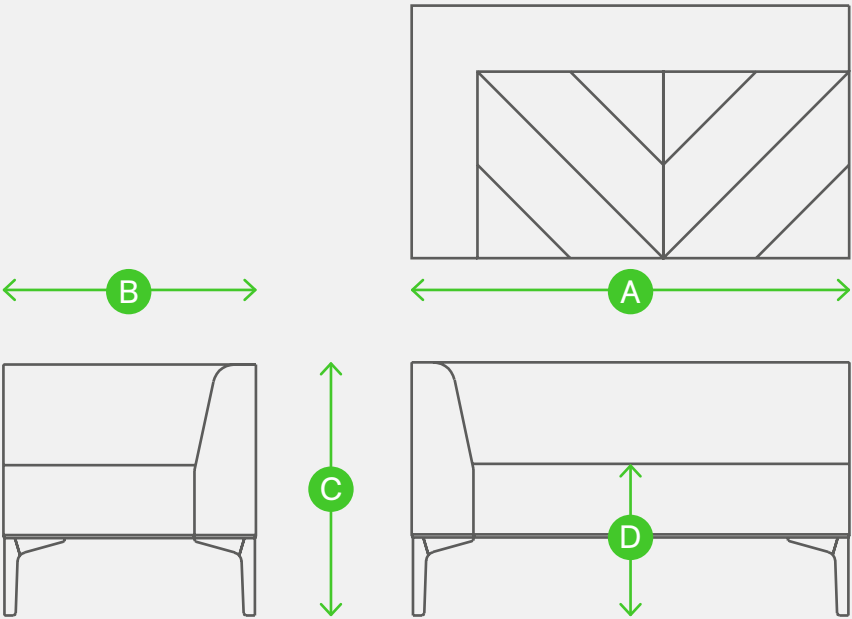


Hatch Two Seaters Technical Specifications

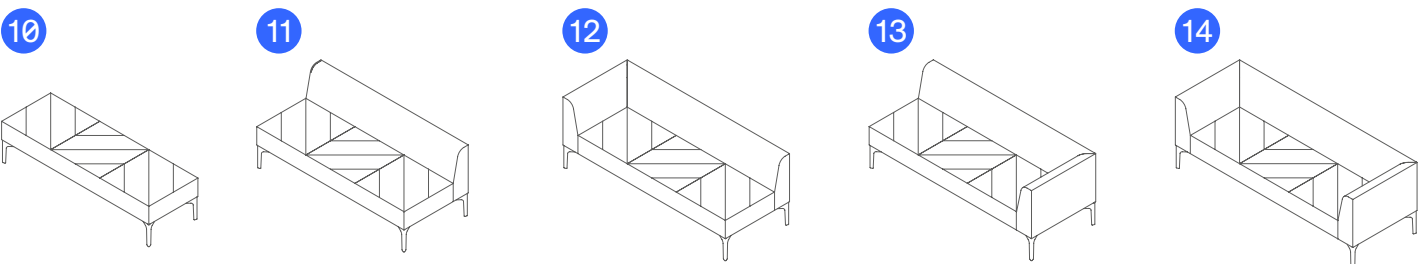


Product Code and Description <small>All dimensions quoted are rounded to the nearest 5mm or nearest 1/2 inch</small>	A	B	C	D	E	F	G
	Overall Width	Overall Depth	Overall Height	Seat Height	Distance between Legs (Front)	Distance between Legs (Side)	Weight
5 NOHAN210 Hatch 2 Seat Bench	1020mm 40in	510mm 20in	410 mm 16 in	410 mm 16 in	950 mm 37.5 in	620 mm 24.5 in	26.5 kg 58.4lbs
6 NOHAN220 Hatch 2 Seat No Arms	1020mm 40in	690mm 27in	685mm 27in	410 mm 16 in	950 mm 37.5 in	620 mm 24.5 in	32.3 kg 71.1lbs
7 NOHAN230 Hatch 2 Seat Right Arm	1200mm 47in	690 mm 27 in	685mm 27in	410 mm 16 in	1130 mm 44.5 in	620 mm 24.5 in	36.9 kg 81.4lbs
8 NOHAN240 Hatch 2 Seat Left Arm	1200mm 47in	690 mm 27 in	685mm 27in	410 mm 16 in	1130 mm 44.5 in	620 mm 24.5 in	36.9 kg 81.4lbs
9 NOHAN250 Hatch 2 Seat 2 Arms	1380mm 54.5in	690mm 27in	685mm 27in	410 mm 16 in	1310 mm 51.5 in	620 mm 24.5 in	43 kg 94.8lbs

Measuring Guide

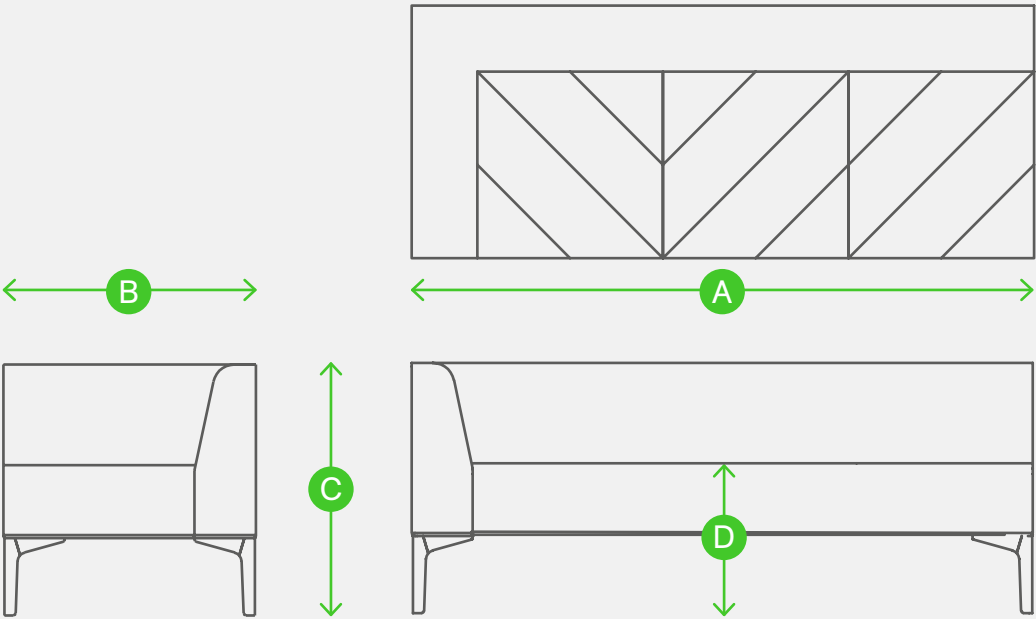


Hatch Three Seaters Technical Specifications



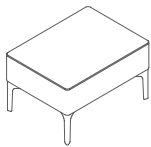
Product Code and Description <small>All dimensions quoted are rounded to the nearest 5mm or nearest 1/2 inch</small>	A	B	C	D	E	F	G
	Overall Width	Overall Depth	Overall Height	Seat Height	Distance between Legs (Front)	Distance between Legs (Side)	Weight
10 NOHAN310 Hatch 3 Seat Bench	1530mm 60in	510mm 20in	410 mm 16 in	410 mm 16 in	1445 mm 57 in	620 mm 24.5 in	29.9 kg 65.9lbs
11 NOHAN320 Hatch 3 Seat No Arms	1530mm 60in	690 mm 27 in	685mm 27in	410 mm 16 in	1445 mm 57 in	620 mm 24.5 in	40 kg 88.1lbs
12 NOHAN330 Hatch 3 Seat Right Arm	1710mm 67.5in	690 mm 27 in	685mm 27in	410 mm 16 in	1645 mm 65 in	620 mm 24.5 in	41.6 kg 91.7lbs
13 NOHAN340 Hatch 3 Seat Left Arm	1710mm 67.5in	690 mm 27 in	685mm 27in	410 mm 16 in	1645 mm 65 in	620 mm 24.5 in	41.6 kg 91.7lbs
14 NOHAN350 Hatch 3 Seat 2 Arms	1890mm 74.5in	690 mm 27 in	685mm 27in	410 mm 16 in	1820 mm 72 in	620 mm 24.5 in	52.7 kg 116.2lbs

Measuring Guide



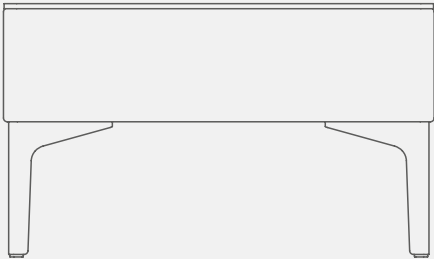
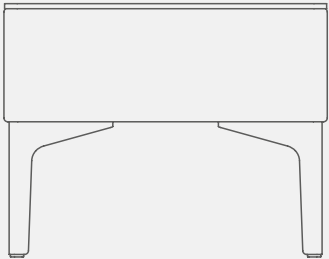
Hatch / Symbol Table Technical Specifications

22



Product Code and Description <small>All dimensions quoted are rounded to the nearest 5mm or nearest 1/2 inch</small>	A Overall Width	B Overall Depth	C Overall Height	D Weight
22 Hatch / Symbol Rectangular Table	690 mm 27 in	510 mm 20 in	410 mm 16 in	15.3 kg 34 lbs

Measuring Guide



Hatch Modular Seating Environmental Product Summary



Environment Attributes

- naughtone is **FISP** and **ISO14001** certified
- naughtone is **FSC®certified**
- **43kg** total weight
- **17.6% Recyclable** (foam, legs, fixings and feet)
- **77.3% Reusable** (frame)
- **Packaging: 78.5% recycled cardboard 12.5% virgin fibre. 100% recyclable**
- **Indoor Advantage™ Gold** ANSI/BIFMA Furniture Emissions Standard (M7.1/X7.1-2011 R2016) and ANSI/BIFMA e-3-2014e (Credits 7.6.1, 7.6.2, 7.6.3)

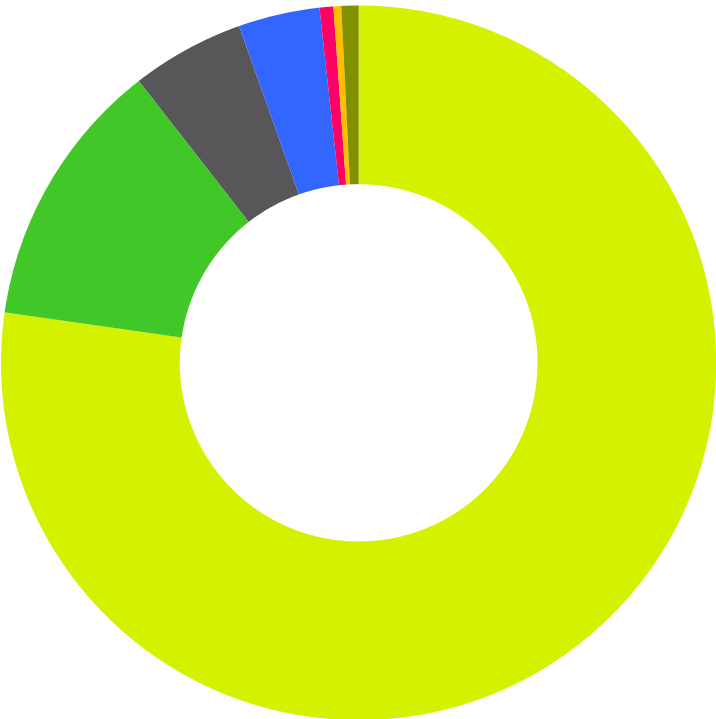
These attributes can help you to achieve criteria towards **LEED, BREEAM, Ska** and **WELL** building certifications



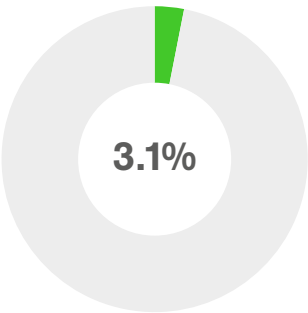
Hatch Modular Seating Environmental Product Summary

Material Percentage Split

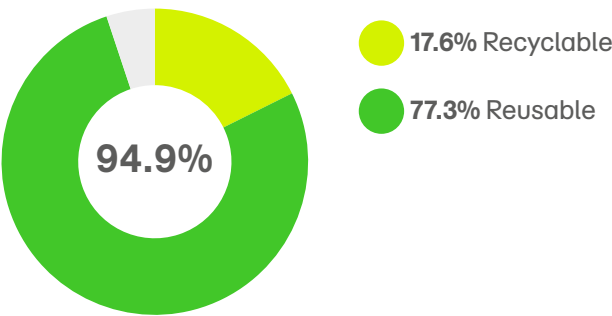
- 77.26% Beech Plywood
- 0.62% Mild Steel Zinc Plated
- 12.21% CMHR Foam
- 0.35% Polypropylene
- 5.11% Fabric
- 0.77% Stainless Steel
- 3.67% Mild Steel



Post Consumer Recycled Content



Recyclable Content



Product Specific Design Statement

The Hatch range’s characteristic quilted seating provides a tactile structure to the fabric and a satisfying repeat pattern. The example used is:

Hatch 2 seat 2 arms with steel legs

Hatch is designed to be effortless to plan into configurations with straightforward options in 1, 2 and 3 seat units. With a firm upright sit and compact dimensions, Hatch is perfect for modern commercial environments where the product must look after itself and space is a premium.

Available with 4 different leg options as standard and naughtone’s wide fabric selection, Hatch can be tailored to suit any environment.

Hatch is constructed with a CNC plywood frame and high quality CMHR foams. The steel legs are made from laser cut, folded mild steel with the individual laser cut components being folded allowing for minimal additional welding. The frame components are finished with a zinc primed polyester powder coat.

The wooden legs are made from solid oak and solid walnut with a clear matt lacquered finish.

CSR Statement

naughtone has always considered the environment throughout our design and manufacturing process. We understand that as we continue to grow, so does our potential impact on our surroundings. As most of our raw materials are simple, we have great control over their sources, and are proud be able to offer **FSC®certified** upholstered products and use recycled metals in our table ranges. The addition of our North American manufacturing provision also helps to keep manufacturing miles to a minimum, as our market continues to grow in the USA. Finally, naughtone offers a ‘bring back’ programme, where the client is able to return the product to our factory, where we will be happy to breakdown and recycle the parts for you.



FSC® certified products available upon request

naughtone offers PEFC certified products

Where sustainable sources are quoted, and a chain of custody is required by a customer this must be indicated on the purchase order to naughtone. A chain of custody requested after an order has been placed or delivered may be difficult to recover. Figures stated in the Environmental product summary may vary based on model and options selected, we have based this document on a specific example when produced in the United Kingdom. Recycled content calculations are taken from supplier information and industry averages, material variables are likely to affect the figures which may result in higher or lower percentages. This document will be reviewed and updated periodically and is subject to change without notice.



1 Design

Every aspect of the naughtone product ranges has been designed with the environment considered, from ethical material choice and production efficacy to storage efficiency and ease of disassembly.

Dense foam sets and resilient fabrics are selected for their longevity and effectiveness across sectors. Durable high quality finishes such as powder coated bases in a range of colours allow clients the freedom of finish options. Finish samples are available allowing clients to make informed decisions and retain to add to their finish libraries for future reference.

2 Raw Material

Local supply of raw materials is employed for the production of our products when possible, procured from suppliers that are quality inspected for extraction methods and meet the highest environmental standards.

3 Production

As many of our products are assembled by hand the energy expenditure wasted from machinery during the production process is kept to a minimum.

All fabrics are cut to ensure optimum efficiency with fabric usage and reduced waste consumption per unit.

All production sites have recycling facilities for any excess product that cannot be used elsewhere, which is then managed by a professional third party.

4 Distribution

Distribution of naughtone products generally occurs directly between the manufacturing site to the client. Production is localised when possible to the US or UK regions, reducing the carbon footprint and miles travelled for each product.

Many items are flat packed for delivery or shipped disassembled with efficient, minimised packaging; optimizing the transportation vessel space.

5 Usage

naughtone products do not require energy or water to function, thus no environmental exchange takes place and no waste is generated during the life of the product.

The only foreseeable need is the cleaning of the product for general maintenance. This includes regular vacuuming to remove dirt and dust particles on upholstery items, and using a dry or damp cloth to wipe non-upholstery items.

This is recommended for all products utilised under conditions of normal wear and is expected to have negligible environmental impacts.

6 End of Life

Although our products are durable and demonstrate timeless design, naughtone products are manufactured in such a way that they can be easily disassembled at the end of life and most of the componentry can be either recycled or re-used as applicable.

As a company we are also happy to accept the return of products, to help re-home or recycle furniture or components at the end of the products useful life.

UK Showroom

6 Bakers Yard
Clerkenwell
London EC1R3DD
T: +44 (0)20 389 22 788

US Showroom

Suite 11-88
222 Merchandise Mart Plaza
Floor 11
Chicago IL 60654

naughtone HQ

Knaresborough Tech Park
Manse Lane
Knaresborough HG5 8LF

T: +44 (0) 1423 816 500
E: sales@naughtone.com

www.naughtone.com