

HermanMiller Flo® Monitor Arms



Designer

Colebrook Bosson Saunders

Warranty

12 year, 3-shift

Design for the Environment

Up to 99 percent recyclable

Up to 75 percent recycled content

Flo Monitor Arms

Infinitely adjustable and easy to move, the Flo family of monitor arms helps you maintain a healthy working posture when you interact with your technology. Smooth, fingertip control lets you move monitors, touchscreens, laptops, and tablets wherever you need them—up, down, forward, back, or even tilted in portrait or landscape orientation—ensuring a comfortable viewing distance and proper angle for everyone, including progressive lens wearers.

The versatile Flo family offers standard, heavy-duty, and scalable modular versions, letting you meet a range of needs while providing a consistent experience throughout your environment.

The Flo Power Hub adds three convenient USB ports, including one designed for fast charging. It's available on surface clamp-mounted Flo Modular Monitor Arms (holding up to two monitors) and Flo Single-Screen Monitor Arms.

hermanmiller.com/flo-monitor-arms





Flo
Y91171



Flo Dual
Y91175



Flo Modular
Y91180



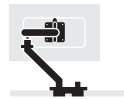
Flo Plus
Y91174.1



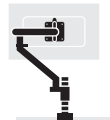
Flo Plus Dual
Y91174.2



1 Monitor



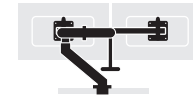
1 Monitor



1 Monitor



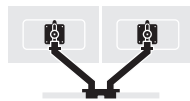
1 Monitor or all-in-one



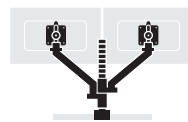
2 Monitors



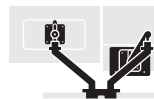
1 Laptop



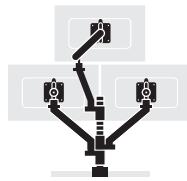
2 Monitors



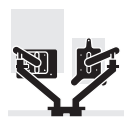
2 Monitors



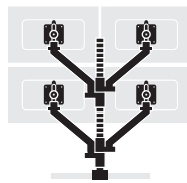
1 Monitor, 1 Laptop



3 Monitors



1 Laptop, 1 Tablet



4 Monitors

General Dimensions

Flo

A vertical adjustment: 13.3 inches
 B focal adjustment: 20.6 inches
 C tilt range: -40 degrees rearward, 40 degrees forward
 D monitor weight: 7–20 pounds
 E number of devices: 1 device

Flo Plus Single

A vertical adjustment: 13.0 inches
 B focal adjustment: 23.27 inches
 C tilt range: -35 degrees rearward, 35 degrees forward
 D monitor weight: 20–40 pounds
 E number of devices: 1 device

Flo Dual

A vertical adjustment: 13.5 inches
 B focal adjustment: 20.6 inches
 C tilt range: -40 degrees rearward, 40 degrees forward
 D monitor weight: 7–20 pounds
 E number of devices: 2 devices

Flo Plus Dual

A vertical adjustment: 13.0 inches
 B focal adjustment: 23.27 inches
 C tilt range: -35 degrees rearward, 35 degrees forward
 D monitor weight: 8–17 pounds
 E number of devices: 2 devices

Flo Modular

A vertical adjustment: 13.3 inches
 B focal adjustment: 20.6 inches
 C tilt range: -40 degrees rearward, 40 degrees forward
 D monitor weight: 7–20 pounds
 E number of devices: 1–4 devices