



# LX Series Keyboard Support

An extended range of motion lets you place your keyboard at the ideal height and angle for your body whether you choose to work sitting, standing, or between both postures. With a large arc of adjustability, the LX Series Keyboard Support can be locked anywhere from 8.25 inches above the track to 5.875 inches below it. A soft-touch knob lets you tilt the support back or forward to maximize your comfort in a variety of positions. A torsion spring keeps the keyboard secure while moving up and down. The support swivels 360 degrees to store beneath the work surface. The LX meets or exceeds ANSI/BIFMA requirements.

## Benefits

- Extended range of motion enables keyboard to be at the ideal height and angle whether sitting, standing, or moving in between
- Track and a separate platform allow for maximum customization

## Warranty

12-year, 3-shift

[hermanmiller.com/keyboard-supports](https://hermanmiller.com/keyboard-supports)



# LX Series Keyboard Support

## Key Features



- Sit-to-Stand Height Range**  
LX has a 14.125-inch height range (8.25 inches above the track and 5.875 inches below the track), providing sit-to-stand capability.
- Glide Track System**  
The glide track system allows easy movement, and the support swivels 360 degrees for storage beneath the work surface.
- Tilt Range**  
The tilt range is 10 degrees forward and 15 degrees backward.
- Track Length**  
The LX has a 23-inch track.

## Details

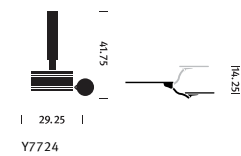
**Vertical Adjustment**  
14.8"

**Tilt Range**  
-15° Rearward, 10° Forward

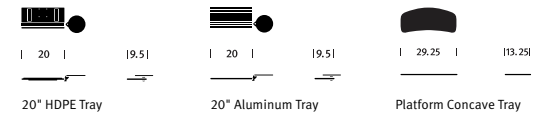
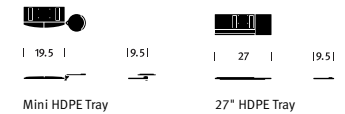
**Track Length**  
Available with 23" Track

## Statement of Line Overview

### Keyboard Support



### Tray Options



## Images

[View image library.](#)

## Sustainability

[Click here](#) to see how the LX Series Keyboard Support meets your environmental goals.